

# Relevate Casegoods Spec Sheet

Wood Veneer

January 2025

Version 2.21

**Desks**

**Credenzas**

**Extensions**

**Bridges**

**Conference Ends**

**Overheads**

**Reception Center**

**Lateral Files**

**Pedestals**

**Book Cases**

**Side/Upper Shelving**

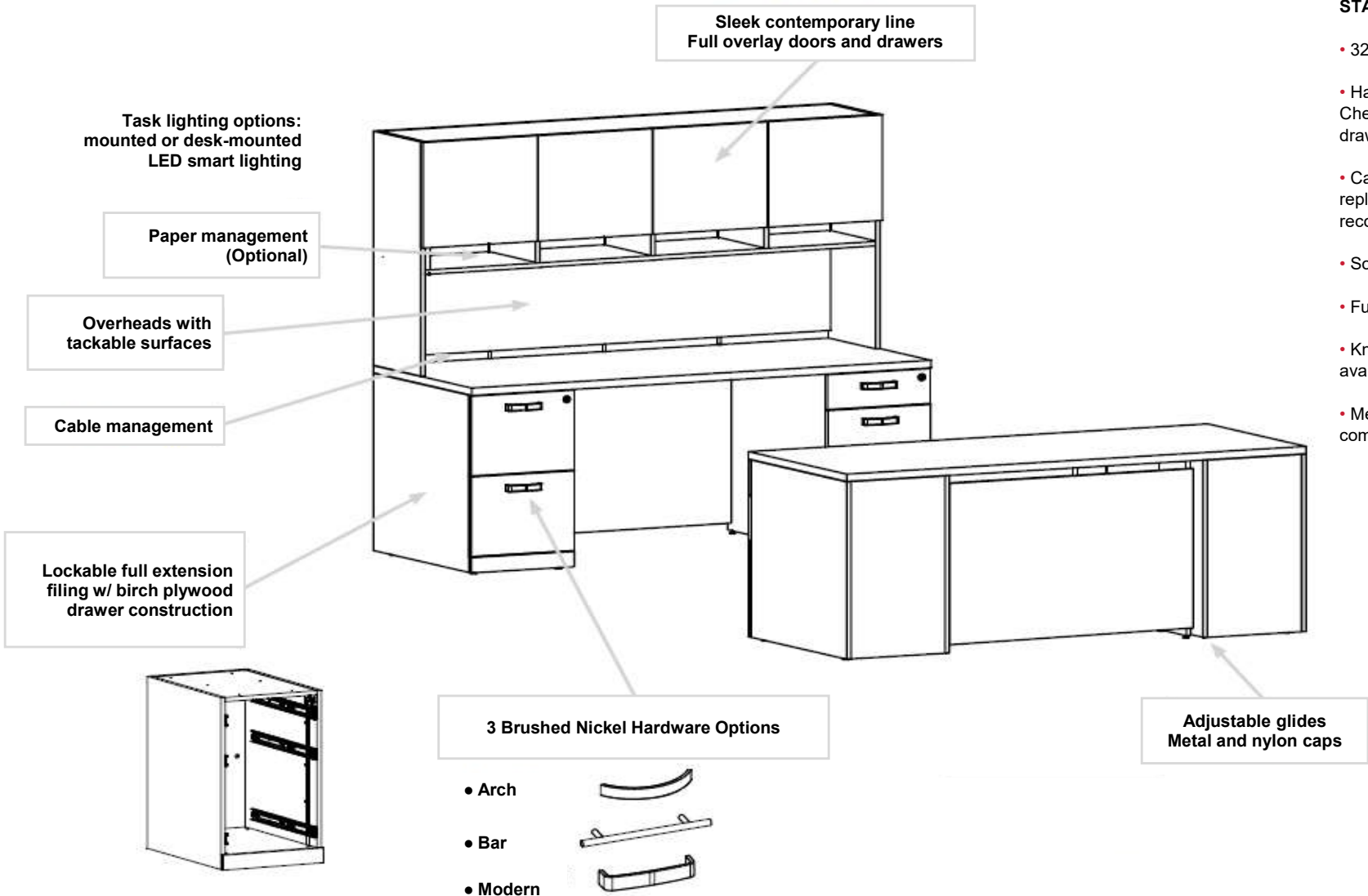
**Wardrobes**

**Storage Cabinets**



- Upscale design tailored to create distinctive functional work environments
- Offers a myriad of choices to help you create a truly custom look
- Distinctive design maximizes flexibility
- A thin profile and fewer parts gives this line a clean and modern aesthetic
- Quality and durability all priced to fit your budget

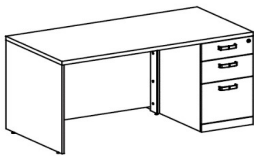
- Complementary, coordinating stain finishes, choices of hardware, and built-in flexibility make Relevate an excellent choice for any office setting
- Extensive ergonomic seating solutions are also available to complement this offering to complete one cohesive look
- Leading industry warranty - We stand behind everything we build



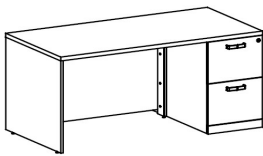
STANDARD FEATURES:

- 32 mm construction
- Hardwood-edged, Grade "A" Cherry Veneer. Birch plywood drawer construction
- Cam lock construction for flexible replacement and field reconfiguration
- Soft-close hinges
- Full extension drawers
- Knocked-down components available
- Meets or exceeds BIFMA commercial office standards

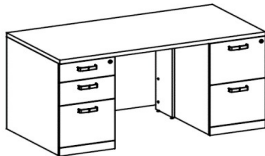
DESKS



Single Pedestal  
w/ Pencil, Box, File on Right



Single Pedestal  
w/ Two Drawer File on Right



Double Pedestal w/ Two  
Drawer File on Right, Pencil,  
Box, File on Left



Double Pedestal w/  
Pencil, Box, File on  
Right, Two Drawer File  
on Left

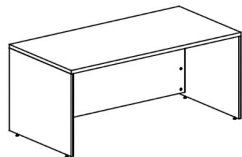


Double Pedestal w/ Pencil,  
Box, File on Left and Right

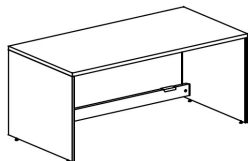


Double Pedestal w/ Two  
Drawer File on Left and Right

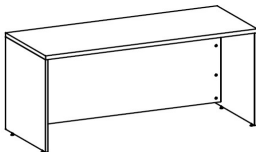
SHELL DESKS / CREDENZAS



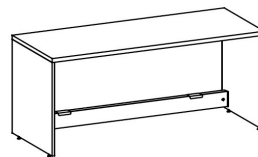
Shell w/ Full Modesty Panel



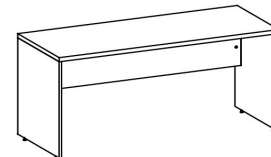
Shell w/ Access Panel ➤



Shell w/ Full Modesty Panel

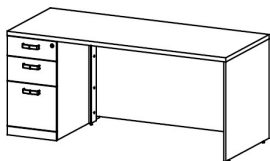


Shell w/ Access Panel ➤

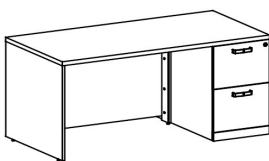


Shell w/ Half Modesty Panel

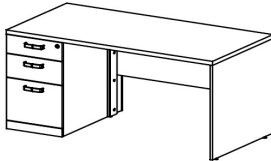
CREDENZAS • SINGLE PEDESTAL



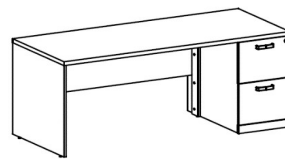
Single Pedestal w/ Full  
Modesty with Pencil, Box,  
File



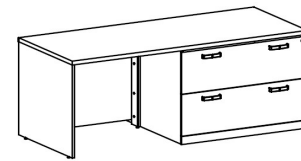
Single Pedestal w/ Full  
Modesty with Two Drawer  
File



Single Pedestal w/ Half  
Modesty with Pencil, Box,  
File



Single Pedestal w/ Half  
Modesty with Two Drawer  
File

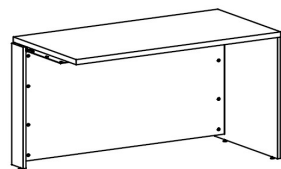


Two Drawer Lateral w/ Full  
Modesty Panel

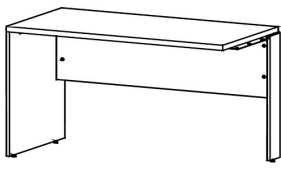
CREDENZAS • TWO DRAWER LATERAL

**Notes:** ➤ Ships knocked-down (unassembled). Contact your OFG sales representative for more details.

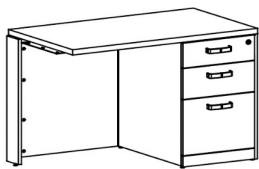
EXTENSIONS



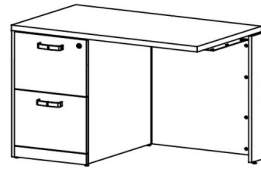
L-Unit w/ Full Modesty Panel



L-Unit w/ Half Modesty Panel

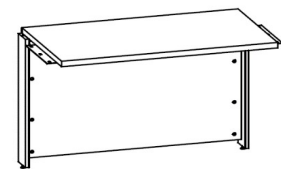


L-Unit w/ Full Modesty Panel & Pencil, Box, File

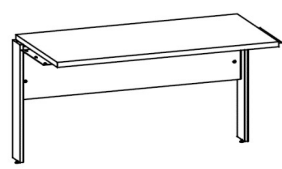


L-Unit w/ Full Modesty Panel & Two Drawer File

BRIDGES

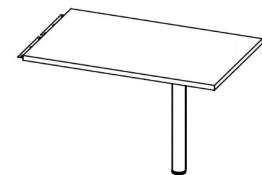


U-Unit Bridge w/ Full Modesty Panel

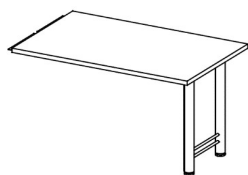


U-Unit Bridge w/ Half Modesty Panel

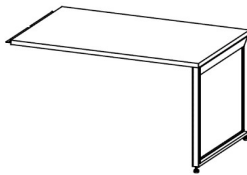
CONFERENCE ENDS



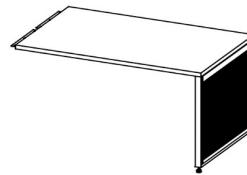
w/ 3" Peninsula Leg



w/ Double Peninsula H-Leg

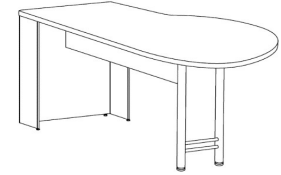


w/ Open O-Leg Base

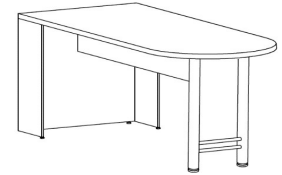


w/ Closed O-Leg Base

CONFERENCE ENDS (FREESTANDING)

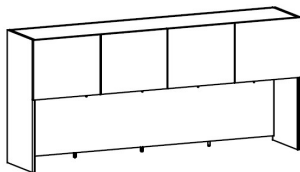


"P" End, Position Right (R)

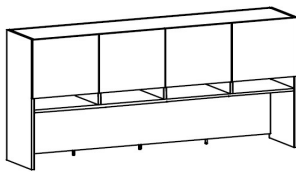


"D" End

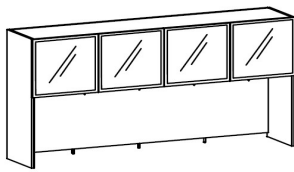
OVERHEADS



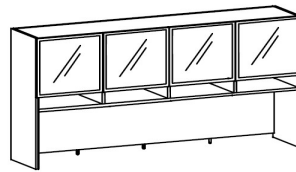
Closed Full Back w/ Solid Doors



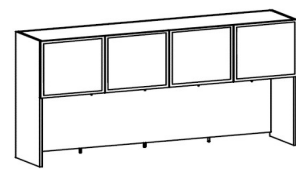
Closed Full Back, Solid Doors w/ Paper Management



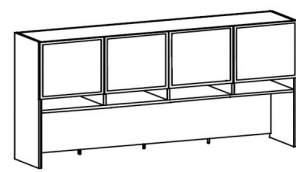
Closed Full Back w/ Frosted Glass Doors



Closed Full Back Frosted Glass Doors w/ Paper Management



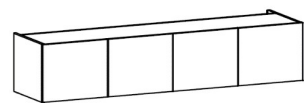
Closed Full Back w/ White Marker Board Doors



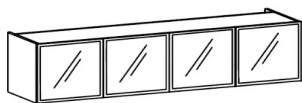
Closed Full Back, White Marker Board Doors w/ Paper Management

Notes: Ships knocked-down (unassembled). Contact your OFG sales representative for more details.

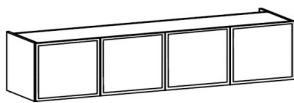
OVERHEADS (CONTINUED FROM PREVIOUS PAGE)



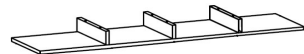
Overhead, Wall Mount w/ Solid Doors



Overhead, Wall Mount w/ Frosted Glass Doors

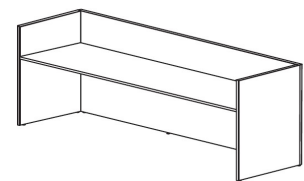


Overhead, Wall Mount w/ White Marker Board Doors

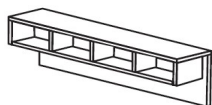


Paper Management mounts under Overhead; not available on Wall Mount

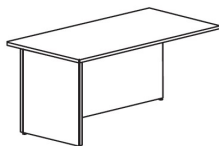
RECEPTION CENTER




Reception Center Desk 



Reception Center Transaction Counter



Reception Center Return 

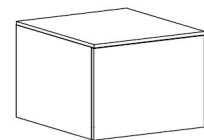
TABLES



Conference Table



Round Table

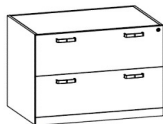


End Table


LATERAL FILES



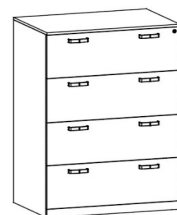
Two Drawer Freestanding



Two Drawer Work Surface Supporting (WSS)



Three Drawer Freestanding



Four Drawer Freestanding

Notes:  Ships knocked-down (unassembled). Contact your OFG sales representative for more details.

PEDESTALS



Pencil, Box, File




Pencil, Box, File Mobile




Pencil, Box, File - Work  
Surface Supporting (WSS)



Two File Drawer



Two File Drawer Mobile

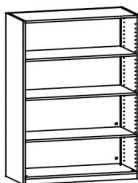


Two File Drawer - Work  
Surface Supporting (WSS)

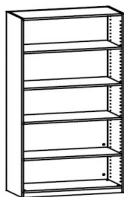
BOOKCASES



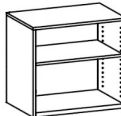
Three Shelf, Freestanding



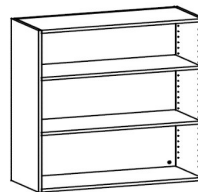
Four Shelf, Freestanding



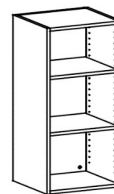
Five Shelf,  
Freestanding



Upper - Work Surface  
Supporting (WSS)

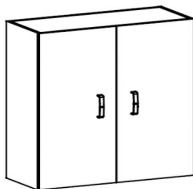


Open

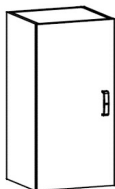


Open


UPPER SHELVING UNITS



Closed



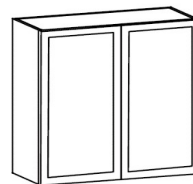
Closed



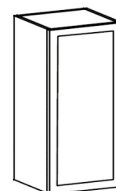
Closed w/ Frosted Glass



Closed w/ Frosted  
Glass

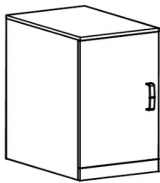


Closed w/ White Marker  
Board

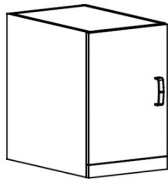


Closed w/ White Marker  
Board

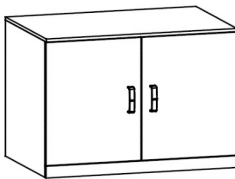
CREDENZA BASES



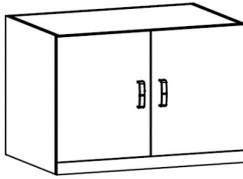
Single Door, Closed  
Freestanding



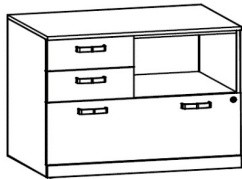
Single Door, Closed Work  
Surface Supporting



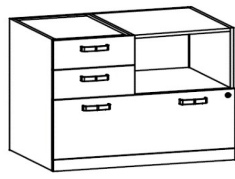
Double Door, Closed  
Freestanding



Double Door, Closed Work  
Surface Supporting (WSS)

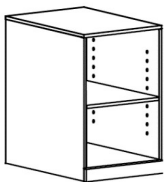


Mixed Drawer  
Freestanding

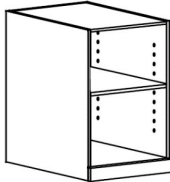


Mixed Drawer Work  
Surface Supporting (WSS)

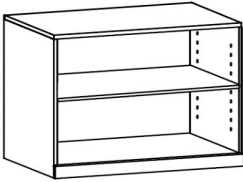
CREDENZA BASES



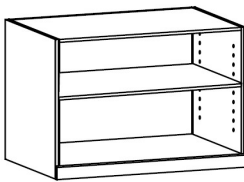
Open, Freestanding



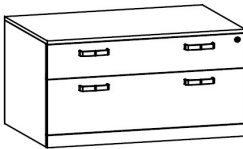
Open Work Surface  
Supporting (WSS)



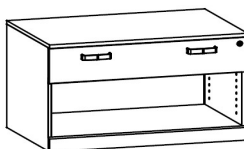
Open, Freestanding



Open Work Surface  
Supporting (WSS)



Low Box & Lateral Drawers



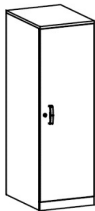
Low Box Drawer & Open  
Shelf

CREDENZA BASES

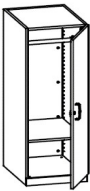


Low Open w/ 1 Shelf

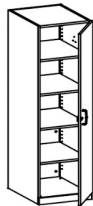
WARDROBES / STORAGE CABINETS



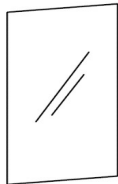
Wardrobe, Standard



Wardrobe, Compact

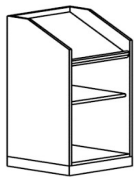


Storage Cabinet, Closed  
Standard



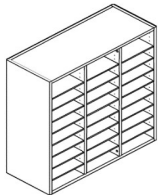
Mirror

PODIUMS



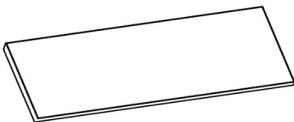
Podium, Freestanding

MAIL SORTER




Mail Sorter

WORK SURFACES



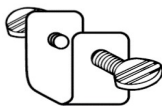
Work Surface, Top  
(1-1/8" thick)

TACKBOARDS

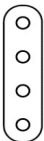


Tackboard  
(used on Overheads)

HARDWARE



Ganging Bracket



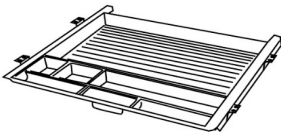
Bracket

SHELVES

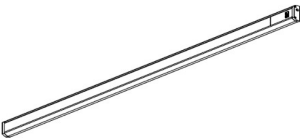


Shelf (extra)

ACCESSORIES

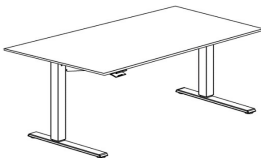


Center Drawer

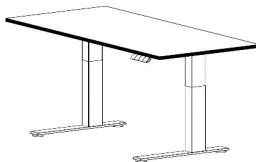


LED Task Light

FLOAT TABLES

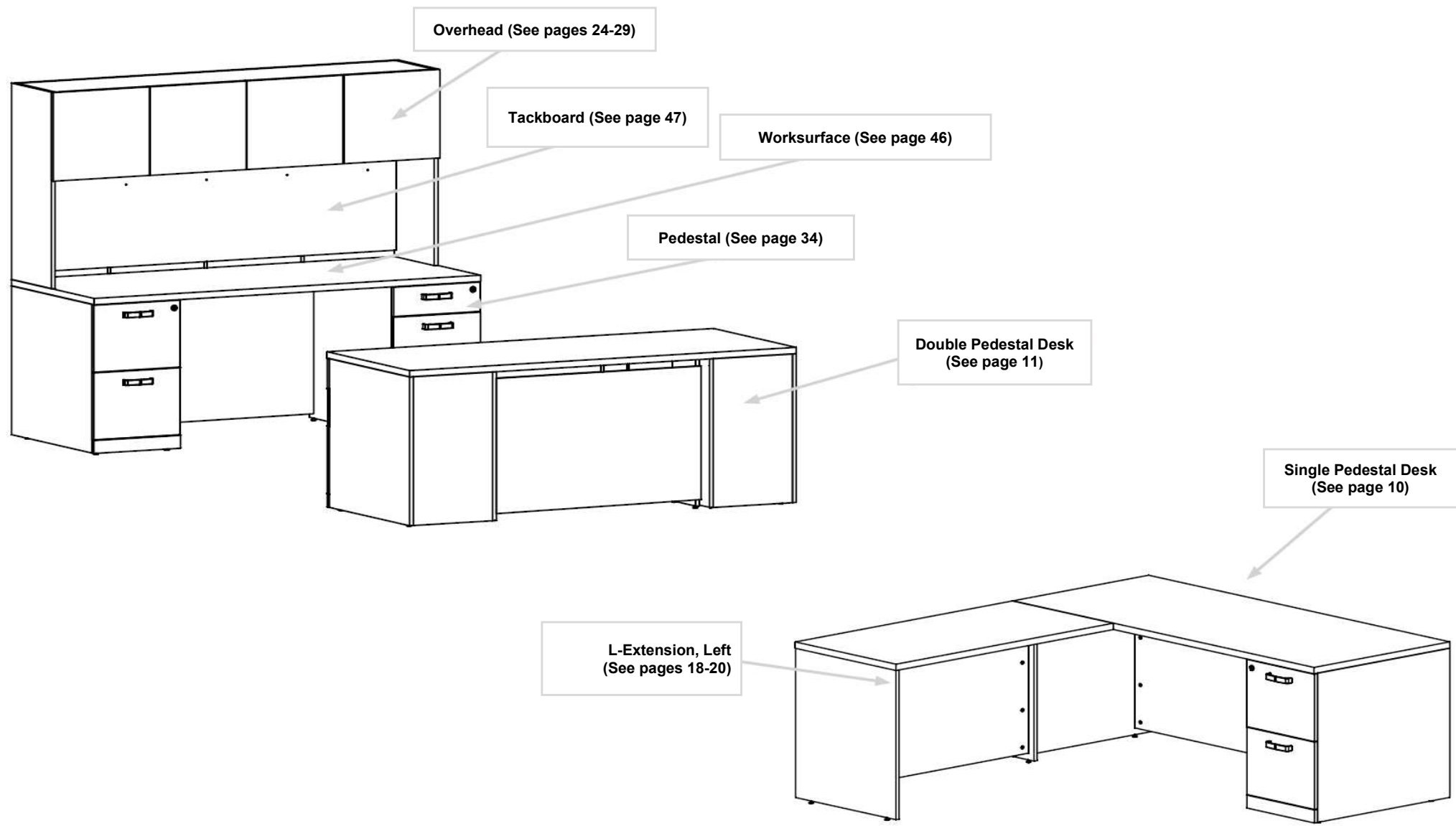


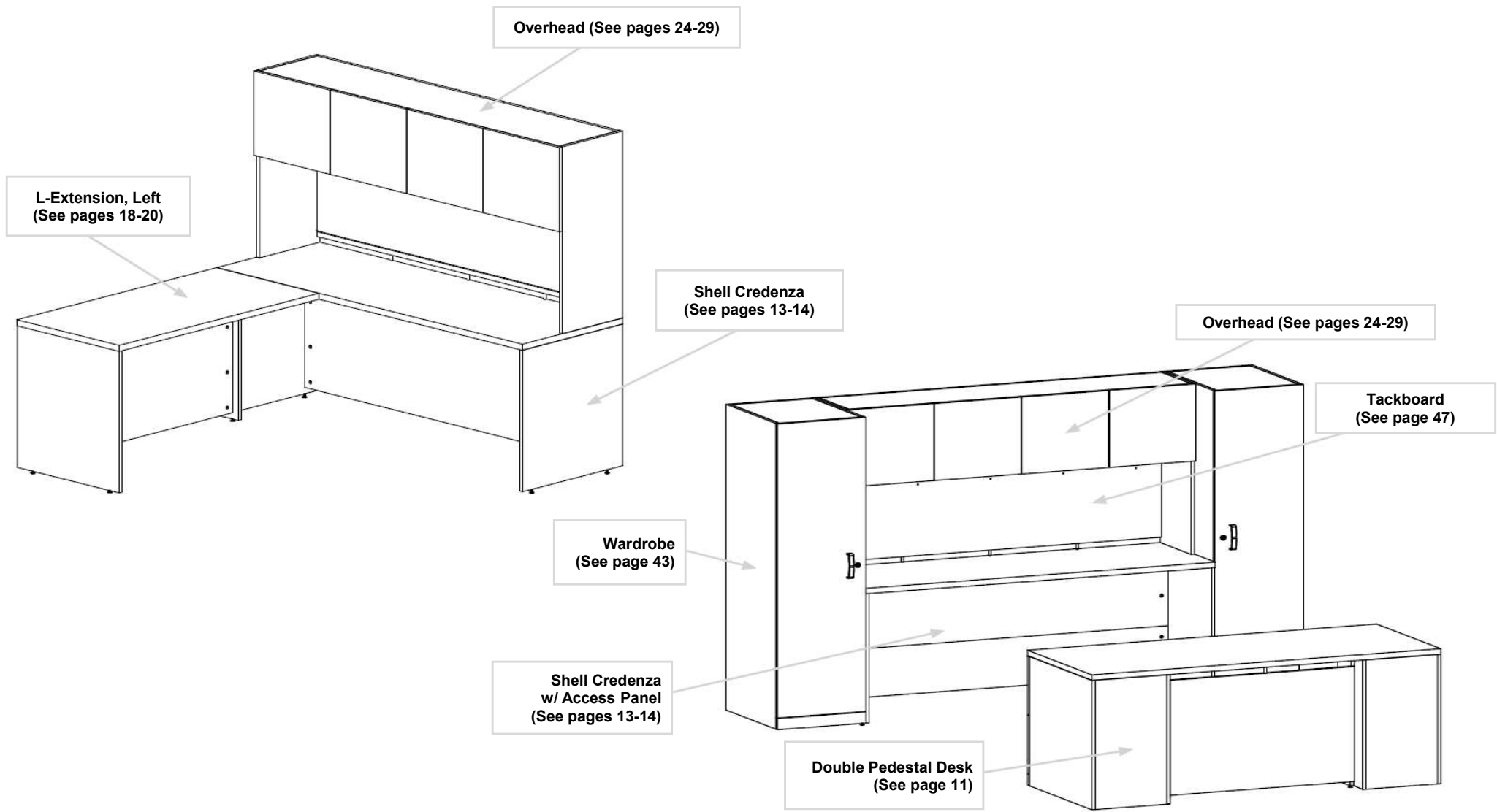
Manual Float Table



Electric Float Table

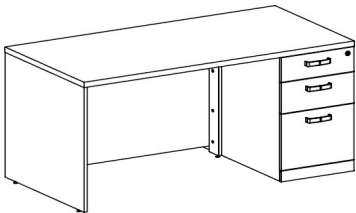




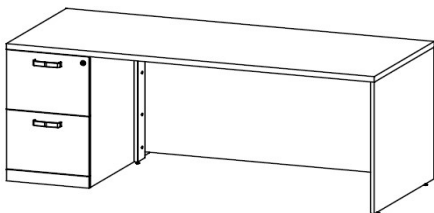


Desks • Single Pedestal

Pencil, Box, File Pedestal on Right (R2)



Two File Drawer Pedestal on Left (L1)



Product Number	Description	Price	Product Specifications			
			Overall Dimensions			Weight
			W	D	H	LB
R60DKSP	60" Single Pedestal Desk	\$	60"	30"	29"	306
R66DKSP	66" Single Pedestal Desk	\$	66"	30"	29"	337
R72DKSP	72" Single Pedestal Desk	\$	72"	30"	29"	367
R7236DKSP	72" Single Pedestal Desk w/ Overhang	\$	72"	36"	29"	441

RELEVATE Product Features

- Non-handed/ reconfigurable
- Field replaceable components
- Wire / cable management
- Lockable storage components
- Easy access leveling
- 32mm fabrication system ensures precision construction and assembly
- Freestanding modular components
- Metal hardware & leveling hinges
- Engineered wood substrate (1-1/8" work surfaces, 3/4" vertical panels and 1-1/8" tops on freestanding components)
- Pedestal drawers have central locking mechanism
- Work surface supported by one 52" stiffener bar and one decorative spacer
- Modesty is recessed 3" which accommodates clamp mount monitor arm
- 1-1/4" modesty panel opening (top & bottom) enables wire / cable management

Configuration

Product	Pedestal Details Choose Left or Right and type				Pull Style			Wood Veneer Finish		
R60DKSP R66DKSP R72DKSP R7236DKSP								See p. 56 for Finish Details		
	L1	R1	L2	R2	BN1	BN2	BN3	CH	MH	WN
	① Two File Drawers		② Pencil, Box, File		Brushed Nickel Arch	Brushed Nickel Bar	Brushed Nickel Modern	Cherry	Mahogany	Walnut

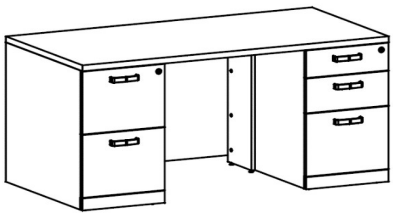


How to Order

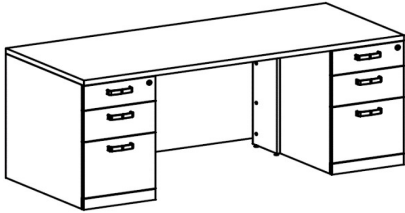
Select the product number and then add the codes for the desired configuration. For Example:	
Product	R7236DKSP
Pedestal Details	L2
Pull Style	BN2
Wood Veneer Finish	MH
Product Order Code	
R7236DKSP L2 BN2 MH	

Desks • Double Pedestal

Two File Drawer (Left), Pencil, Box, File (Right) (L1, R2)



Two Pencil, Box, File Pedestals (L2, R2)



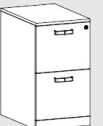






Product Number	Description	Price	Product Specifications			
			Overall Dimensions			Weight
			W	D	H	LB
R60DKDP	60" Double Pedestal Desk	\$	60"	30"	29"	306
R66DKDP	66" Double Pedestal Desk	\$	66"	30"	29"	337
R72DKDP	72" Double Pedestal Desk	\$	72"	30"	29"	367
R7236DKDP	72" Double Pedestal Desk w/ Overhang	\$	72"	36"	29"	441

RELEVATE Product Features

- Non-handed/ reconfigurable
- Field replaceable components
- Wire / cable management
- Lockable storage components
- Easy access leveling
- 32mm fabrication system ensures precision construction and assembly
- Freestanding modular components
- Metal hardware & leveling hinges
- Engineered wood substrate (1-1/8" work surfaces, 3/4" vertical panels and 1-1/8" tops on freestanding components)
- Pedestal drawers have central locking mechanism
- Work surface supported by one 52" stiffener bar and one decorative spacer
- Modesty is recessed 3" which accommodates clamp mount monitor arm
- 1-1/4" modesty panel opening (top & bottom) enables wire / cable management

Configuration

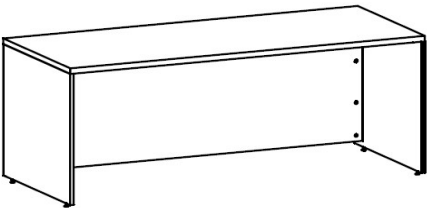
Product	Pedestal Choice (Left)		Pedestal Choice (Right)		Pull Style	Wood Veneer Finish		
R60DKDP R66DKDP R72DKDP R7236DKDP					 BN1 Brushed Nickel Arch	 BN2 Brushed Nickel Bar	 BN3 Brushed Nickel Modern	See p. 56 for Finish Details  CH      MH      WN Cherry      Mahogany      Walnut



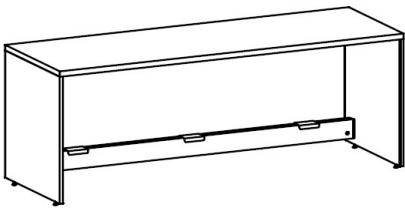
How to Order

Select the product number and then add the codes for the desired configuration. For Example:	
Product	R60DKDP
Pedestal Choice (Left)	1
Pedestal Choice (Right)	2
Pull Style	BN2
Wood Veneer Finish	MH
Product Order Code	
R60DKDP 1 2 BN2 MH	

Shell Desk with Full Modesty Panel



Shell Desk with Access panel



Product Number	Description	Price	Product Specifications			
			Overall Dimensions			Weight
			W	D	H	LB
RK42DKSH	42" Shell Desk w/ Full Modesty Panel	\$	42"	30"	29"	214
R42DKSHAP	42" Shell Desk w/ Access Panel	\$	42"	30"	29"	218
R60DKSH	60" Shell Desk w/ Full Modesty Panel	\$	60"	30"	29"	306
RK60DKSHAP	60" Shell Desk w/ Access Panel	\$	60"	30"	29"	314
R72DKSH	72" Shell Desk w/ Full Modesty Panel	\$	72"	30"	29"	367
RK72DKSHAP	72" Shell Desk w/ Access Panel	\$	72"	30"	29"	371

Ships knocked-down (unassembled). Contact your OFG sales representative for more details.

- Non-handed/ reconfigurable
- Easy access leveling
- 32mm fabrication system ensures precision construction and assembly
- Freestanding modular components
- Metal hardware & leveling hinges
- Engineered wood substrate (1-1/8" work surfaces, 3/4" vertical panels and 1-1/8" tops on freestanding components)
- Work surface supported by one 52" stiffener bar and one decorative spacer (60", 66" and 72" models)
- Nylon-capped leveling glides
- Modesty is recessed 3" which accommodates clamp mount monitor arm
- 1-1/4" opening of modesty panel (top & bottom) enables wire/cable management
- Adjust power & communications access panels without tools
- Removable access panel is reversible for full access to electrical & communication outlets

Configuration

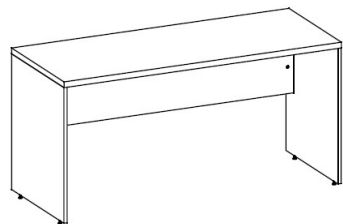
Product	Wood Veneer Finish			Access Panel Specifications	
RK42DKSH R42DKSHAP R60DKSH RK60DKSHAP	See p. 56 for Finish Details				<b>Features</b> <ul style="list-style-type: none"><li>• Access power &amp; communications without tools</li><li>• Inset from wall to allow for wiring &amp; plug clearance</li><li>• Installs on front or back of supports</li></ul>
R72DKSH RK72DKSHAP					
	CH	MH	WN		
	Cherry	Mahogany	Walnut		



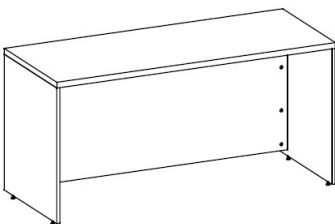
How to Order

Select the product number and then add the codes for the desired configuration. For Example:	
Product	RK60DKSHAP
Wood Veneer Finish	MH
<b>Product Order Code</b>	
<b>RK60DKSHAP MH</b>	

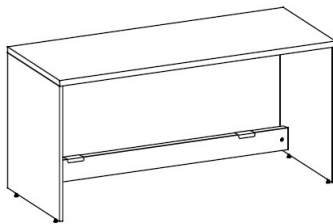
Shell Credenza w/ Half Modesty Panel



Shell Credenza w/ Full Modesty



Shell Credenza w/ Access Panel



Product Number	Description	Price	Product Specifications			
			Overall Dimensions			Weight
			W	D	H	LB
R42CRHMP	42" Shell Credenza w/ Half Modesty Panel	\$	42"	24"	29"	162
R42CRSH	42" Shell Credenza w/ Full Modesty Panel	\$	42"	24"	29"	171
RK42CRSHAP	42" Shell Credenza w/ Access Panel	\$	42"	24"	29"	179
R60CRHMP	60" Shell Credenza w/ Half Modesty Panel	\$	60"	24"	29"	236
R60CRSH	60" Shell Credenza w/ Full Modesty Panel	\$	60"	24"	29"	245
RK60CRSHAP	60" Shell Credenza w/ Access Panel	\$	60"	24"	29"	253

Ships knocked-down (unassembled). Contact your OFG sales representative for more details.

- Non-handed/ reconfigurable
- Easy access leveling
- 32mm fabrication system ensures precision construction and assembly
- Freestanding modular components
- Metal hardware & leveling hinges
- Engineered wood substrate (1-1/8" work surfaces, 3/4" vertical panels and 1-1/8" tops on freestanding components)
- Work surface supported by one 52" stiffener bar and one decorative spacer (60", 66" and 72" models)
- Nylon-capped leveling glides
- Modesty is recessed 3" which accommodates clamp mount monitor arm
- 1-1/4" opening of modesty panel (top & bottom) enables wire/cable management
- Adjust power & communications access panels without tools
- Removable access panel is reversible for full access to electrical & communication outlets

Configuration

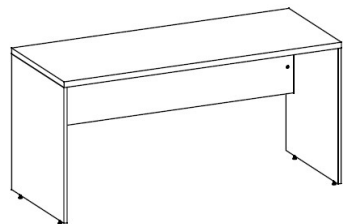
Product	Wood Veneer Finish			Access Panel Specifications		Half Modesty Panel Specifications	
R42CRHMP	See p. 56 for Finish Details				<p><u>Features</u></p> <ul style="list-style-type: none"><li>• Access power &amp; communications without tools</li><li>• Inset from wall to allow for wiring &amp; plug clearance</li><li>• Installs on front or back of supports</li></ul>		
R42CRSH							
RK42CRSHAP							
R60CRHMP	CH	MH	WN		<p><u>Features</u></p> <ul style="list-style-type: none"><li>• Access power &amp; communications without tools</li><li>• Inset from wall to allow for wiring &amp; plug clearance</li><li>• Installs on front or back of supports</li></ul>		
R60CRSH	Cherry	Mahogany	Walnut				
RK60CRSHAP							

How to Order

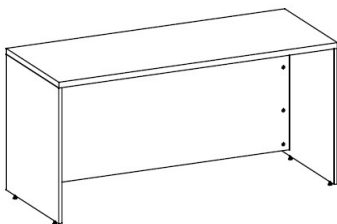
Select the product number and then add the codes for the desired configuration. For Example:

Product	R60CRHMP
Wood Veneer Finish	MH
<b>Product Order Code</b>	
<b>R60CRHMP MH</b>	

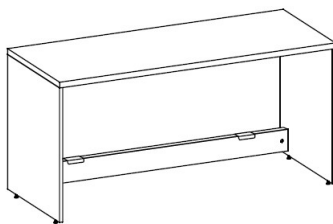
Shell Credenza w/ Half Modesty Panel



Shell Credenza w/ Full Modesty



Shell Credenza w/ Access Panel



Product Number	Description	Price	Product Specifications			
			Overall Dimensions			Weight
			W	D	H	LB
R66CRHMP	66" Shell Credenza w/ Half Modesty Panel	\$	66"	24"	29"	260
R66CRSH	66" Shell Credenza w/ Full Modesty Panel	\$	66"	24"	29"	269
RK66CRSHAP	66" Shell Credenza w/ Access Panel	\$	66"	24"	29"	277
R72CRHMP	72" Shell Credenza w/ Half Modesty Panel	\$	72"	24"	29"	285
R72CRSH	72" Shell Credenza w/ Full Modesty Panel	\$	72"	24"	29"	294
RK72CRSHAP	72" Shell Credenza w/ Access Panel	\$	72"	24"	29"	302

Ships knocked-down (unassembled). Contact your OFG sales representative for more details.

- Non-handed/ reconfigurable
- Easy access leveling
- 32mm fabrication system ensures precision construction and assembly
- Freestanding modular components
- Metal hardware & leveling hinges
- Engineered wood substrate (1-1/8" work surfaces, 3/4" vertical panels and 1-1/8" tops on freestanding components)
- Work surface supported by one 52" stiffener bar and one decorative spacer (60", 66" and 72" models)
- Nylon-capped leveling glides
- Modesty is recessed 3" which accommodates clamp mount monitor arm
- 1-1/4" opening of modesty panel (top & bottom) enables wire/cable management
- Adjust power & communications access panels without tools
- Removable access panel is reversible for full access to electrical & communication outlets

Configuration

Product	Wood Veneer Finish			Access Panel Specifications		Half Modesty Panel Specifications	
R66CRHMP	See p. 56 for Finish Details				<p><u>Features</u></p> <ul style="list-style-type: none"><li>• Access power &amp; communications without tools</li><li>• Inset from wall to allow for wiring &amp; plug clearance</li><li>• Installs on front or back of supports</li></ul>		
R66CRSH							
RK66CRSHAP							
R72CRHMP	CH	MH	WA		<p><u>Features</u></p> <ul style="list-style-type: none"><li>• Access power &amp; communications without tools</li><li>• Inset from wall to allow for wiring &amp; plug clearance</li><li>• Installs on front or back of supports</li></ul>		
R72CRSH							
RK72CRSHAP							
	Cherry	Mahogany	Walnut				

How to Order

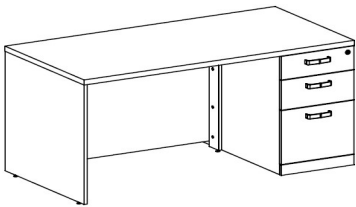
Select the product number and then add the codes for the desired configuration. For Example:

Product	R72CRHMP
Wood Veneer Finish	MH
<b>Product Order Code</b>	
<b>R72CRHMP MH</b>	

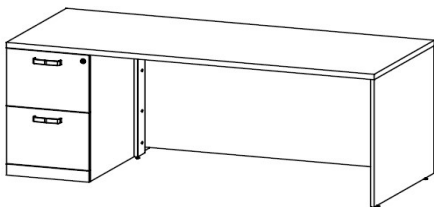
Credenza • Single Pedestal w/ Full Modesty Panel

RELEVATE Product Features

Pencil, Box, File Pedestal on Right (R2)



Two File Drawer Pedestal on Left (L1)



Product Number	Description	Price	Product Specifications			
			Overall Dimensions			Weight
			W	D	H	LB
R60CRSP	60" Single Pedestal Credenza w/ Full Modesty Panel	\$	60"	24"	29"	245
R66CRSP	66" Single Pedestal Credenza w/ Full Modesty Panel	\$	66"	24"	29"	269
R72CRSP	72" Single Pedestal Credenza w/ Full Modesty Panel	\$	72"	24"	29"	294

Ships knocked-down (unassembled). Contact your OFG sales representative for more details.

- Non-handed/ reconfigurable
- Field replaceable components
- Wire/cable management
- Lockable storage components
- Easy access leveling
- 32mm fabrication system ensures precision construction and assembly
- Freestanding modular components
- Metal hardware & leveling hinges
- Engineered wood substrate (1-1/8" work surfaces, 3/4" vertical panels and 1-1/8" tops on freestanding components)
- Pedestal drawers have central locking mechanism
- Work surface supported by one 52" stiffener bar and one decorative spacer
- Full Modesty is recessed 3" which accommodates clamp mount monitor arm
- 1-1/4" opening of full modesty panel (top & bottom) enables wire/cable management

Configuration

Product	Pedestal Details Choose Left or Right and type				Pull Style			Wood Veneer Finish		
R60CRSP R66CRSP R72CRSP								See p. 56 for Finish Details		
	L1	R1	L2	R2	BN1	BN2	BN3	CH	MH	WN
	① Two File Drawers		② Pencil, Box, File		Brushed Nickel Arch	Brushed Nickel Bar	Brushed Nickel Modern	Cherry	Mahogany	Walnut



How to Order

Select the product number and then add the codes for the desired configuration. For Example:	
Product	R60CRSP
Pedestal Details	L1
Pull Style	BN2
Wood Veneer Finish	MH
Product Order Code	
R60CRSP L1 BN2 MH	

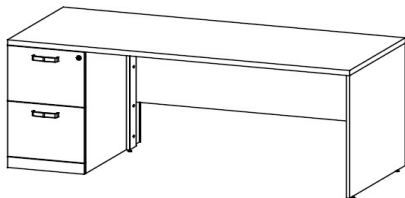
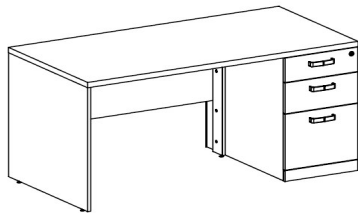


Credenza • Single Pedestal w/ Half Modesty Panel

RELEVATE Product Features

Pencil, Box, File Pedestal on Right (R2)

Two File Drawer Pedestal on Left (L1)



Product Number	Description	Price	Product Specifications			
			Overall Dimensions			Weight
			W	D	H	LB
R60CRSPHMP	60" Single Pedestal Credenza w/ Half Modesty Panel	\$	60"	24"	29"	245
R66CRSPHMP	66" Single Pedestal Credenza w/ Half Modesty Panel	\$	66"	24"	29"	269
R72CRSPHMP	72" Single Pedestal Credenza w/ Half Modesty Panel	\$	72"	24"	29"	294

- Non-handed/ reconfigurable
- Field replaceable components
- Wire/cable management
- Lockable storage components
- Easy access leveling
- 32mm fabrication system ensures precision construction and assembly
- Freestanding modular components
- Metal hardware & leveling hinges
- Engineered wood substrate (1-1/8" work surfaces, 3/4" vertical panels and 1-1/8" tops on freestanding components)
- Pedestal drawers have central locking mechanism
- Work surface supported by one 52" stiffener bar and one decorative spacer
- Full Modesty is recessed 3" which accommodates clamp mount monitor arm
- 1-1/4" opening of full modesty panel (top & bottom) enables wire/cable management

Configuration

Product	Pedestal Details Choose Left or Right and type				Pull Style			Wood Veneer Finish		
R60CRSPHMP R66CRSPHMP R72CRSPHMP								See p. 56 for Finish Details		
	L1	R1	L2	R2	BN1	BN2	BN3	CH	MH	WN
	① Two File Drawers		② Pencil, Box, File		Brushed Nickel Arch	Brushed Nickel Bar	Brushed Nickel Modern	Cherry	Mahogany	Walnut

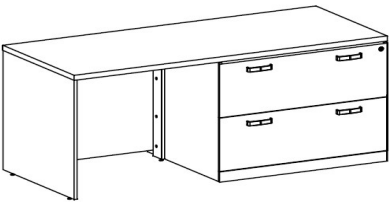


How to Order

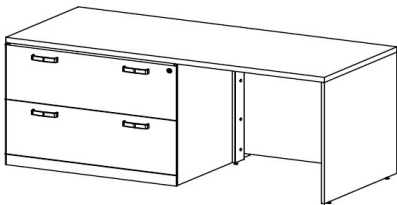
Select the product number and then add the codes for the desired configuration. For Example:	
Product	R60CRSPHMP
Pedestal Details	L1
Pull Style	BN2
Wood Veneer Finish	MH
Product Order Code	
R60CRSPHMP L1 BN2 MH	

Credenza • Two Drawer Lateral

Two Drawer Lateral on Right (R)



Two Drawer Lateral on Left (L)




Product Number	Description	Price	Product Specifications			
			Overall Dimensions			Weight
			W	D	H	LB
R72CRLF	72" Two Drawer Lateral Credenza w/ Full Modesty Panel	\$	72"	24"	29"	294

RELEVATE Product Features

- Non-handed/ reconfigurable
- Field replaceable components
- Wire/cable management
- Lockable storage components
- Easy access leveling
- 32mm fabrication system ensures precision construction and assembly
- Freestanding modular components
- Metal hardware & leveling hinges
- Engineered wood substrate (1-1/8" work surfaces, 3/4" vertical panels and 1-1/8" tops on freestanding components)
- Drawers have central locking mechanism
- Work surface supported by one 52" stiffener bar and one decorative spacer
- Full Modesty is recessed 3" which accommodates clamp mount monitor arm
- 1-1/4" opening of full modesty panel (top & bottom) enables wire/cable management

Configuration

Product	File Position	Pull Style	Wood Veneer Finish		
R72CRLF	LFT - Left  RHT - Right		See p. 56 for Finish Details		
			CH	MH	WN
			Cherry	Mahogany	Walnut



How to Order

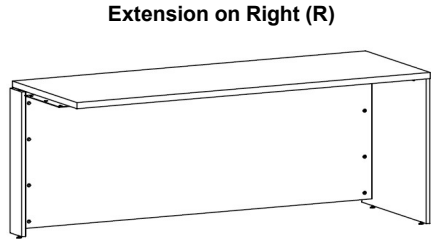
Select the product number and then add the codes for the desired configuration. For Example:

Product	R72CRLF
File Position	RHT
Pull Style	BN2
Wood Veneer Finish	MH
Product Order Code	
R72CRLF RHT BN2 MH	

L-Unit Extensions • Full Modesty Panel

RELEVATE Product Features

- Non-handed/ reconfigurable
- Easy access leveling
- 32mm fabrication system ensures precision construction and assembly
- Freestanding modular components
- Metal hardware & leveling hinges
- Engineered wood substrate (1-1/8" work surfaces, 3/4" vertical panels and 1-1/8" tops on freestanding components)
- Nylon-capped leveling glides
- Mounting screws provided for splice plate
- Field adjustable end panel position (Left or Right)
- Full Modesty is recessed 3" which accommodates clamp mount monitor arm
- 1-1/4" opening of modesty panel (top & bottom) enables wire/cable management



Product Number	Description	Price	Product Specifications			
			Overall Dimensions			Weight
			W	D	H	LB
RK42EX	42" L-Unit Extension w/ Full Modesty Panel	\$	42"	24"	29"	171
RK48EX	48" L-Unit Extension w/ Full Modesty Panel	\$	48"	24"	29"	196
RK60EX	60" L-Unit Extension w/ Full Modesty Panel	\$	60"	24"	29"	245
RK72EX	72" L-Unit Extension w/ Full Modesty Panel	\$	72"	24"	29"	294

Ships knocked-down (unassembled). Contact your OFG sales representative for more details.

Configuration

Product	End Panel Position		Wood Veneer Finish		
RK42EX RK48EX RK60EX RK72EX			See p. 56 for Finish Details		
	LFT	RHT	CH	MH	WN
	Left	Right	Cherry	Mahogany	Walnut



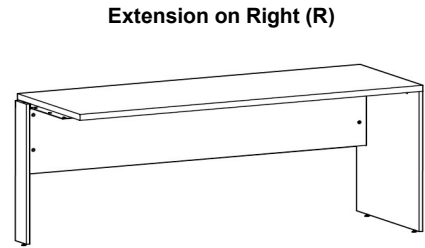
How to Order

Select the product number and then add the codes for the desired configuration. For Example:	
Product	RK72EX
End Panel Position	LFT
Wood Veneer Finish	MH
Product Order Code	
RK72EX LFT MH	

L-Unit Extensions • Half Modesty Panel

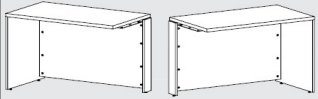
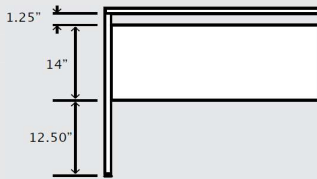
RELEVATE Product Features

- Non-handed/ reconfigurable
- Nylon-capped leveling glides
- Field replaceable components
- Mounting screws provided for splice plate
- Easy access leveling
- Field adjustable end panel position (Left or Right)
- 32mm fabrication system ensures precision construction and assembly
- Half Modesty is recessed 3" which accommodates clamp mount monitor arm
- Freestanding modular components
- 1-1/4" opening of modesty panel (top & bottom) enables wire/cable management
- Metal hardware & leveling hinges
- Engineered wood substrate (1-1/8" work surfaces, 3/4" vertical panels and 1-1/8" tops on freestanding components)



Product Number	Description	Price	Product Specifications			
			Overall Dimensions			Weight
			W	D	H	LB
RK42EXHMP	42" L-Unit Extension w/ Half Modesty Panel	\$	42"	24"	29"	171
RK48EXHMP	48" L-Unit Extension w/ Half Modesty Panel	\$	48"	24"	29"	196
RK72EXHMP	72" L-Unit Extension w/ Half Modesty Panel	\$	72"	24"	29"	294

Ships knocked-down (unassembled). Contact your OFG sales representative for more details.

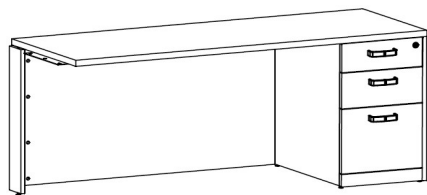
Configuration			
Product	End Panel Position	Wood Veneer Finish	Half Modesty Panel Specifications
RK42EXHMP RK48EXHMP RK72EXHMP		See p. 56 for Finish Details	
	LFT      RHT	CH      MH      WN	
	Left      Right	Cherry      Mahogany      Walnut	

How to Order	
Select the product number and then add the codes for the desired configuration. For Example:	
Product	RK42EXHMP
End Panel Position	RHT
Wood Veneer Finish	MH
Product Order Code	
RK42EXHMP RHT MH	

L-Unit Extensions • Full Modesty Panel & Pedestal

RELEVATE Product Features

Extension on Right (R)



Product Number	Description	Price	Product Specifications			
			Overall Dimensions			Weight
			W	D	H	LB
RK42EXPD	42" L-Unit Extension w/ Full Modesty Panel & Pedestal	\$	42"	24"	29"	331
RK48EXPD	48" L-Unit Extension w/ Full Modesty Panel & Pedestal	\$	48"	24"	29"	356
RK72EXPD	72" L-Unit Extension w/ Full Modesty Panel & Pedestal	\$	72"	24"	29"	454

Ships partially unassembled

- Field replaceable components
- Wire/cable management
- Easy access leveling
- 32mm fabrication system ensures precision construction and assembly
- Freestanding modular components
- Metal hardware & leveling hinges
- Engineered wood substrate (1-1/8" work surfaces, 3/4" vertical panels and 1-1/8" tops on freestanding components)
- Nylon-capped leveling glides
- Mounting screws provided for splice plate
- Field adjustable end panel position (Left or Right)
- Full Modesty is recessed 3" which accommodates clamp mount monitor arm
- 1-1/4" opening of modesty panel (top & bottom) enables wire/cable management

Configuration

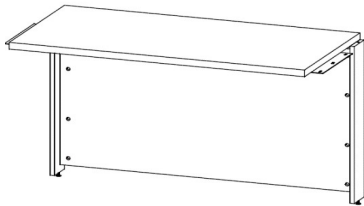
Product	End Panel Position		Pedestal Details Choose Left or Right and type				Pull Style			Wood Veneer Finish		
RK42EXPD RK48EXPD RK72EXPD										See p. 56 for Finish Details		
	LFT	RHT	L1	R1	L2	R2	BN1	BN2	BN3	CH	MH	WN
	Left	Right	① Two File Drawers		② Pencil, Box, File		Brushed Nickel Arch	Brushed Nickel Bar	Brushed Nickel Modern	Cherry	Mahogany	Walnut

How to Order

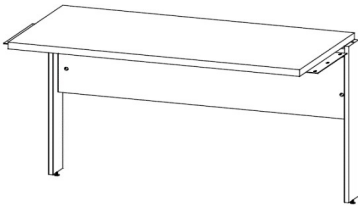
Select the product number and then add the codes for the desired configuration. For Example:	
Product	RK42EXPD
End Panel Position	LFT
Pedestal Details	R1
Pull Style	BN2
Wood Veneer Finish	MH
Product Order Code	
RK42EXPD LFT R1 BN2 MH	

U-Unit Bridges

U-Unit Bridge w/ Full Modesty Panel



U-Unit Bridge w/ Half Modesty Panel



Product Number	Description	Price	Product Specifications			
			Overall Dimensions			Weight
			W	D	H	LB
RK42BRHMP	42" U-Unit Bridge w/ Half Modesty Panel	\$	42"	24"	29"	152
RK42BR	42" U-Unit Bridge w/ Full Modesty Panel	\$	42"	24"	29"	171
RK48BRHMP	48" U-Unit Bridge w/ Half Modesty Panel	\$	48"	24"	29"	177
RK48BR	48" U-Unit Bridge w/ Full Modesty Panel	\$	48"	24"	29"	196

Ships knocked-down (unassembled). Contact your OFG sales representative for more details.

RELEVATE Product Features

- Field replaceable components
- Easy access leveling
- 32mm fabrication system ensures precision construction and assembly
- Freestanding modular components
- Metal hardware & leveling hinges
- Engineered wood substrate (1-1/8" work surfaces, 3/4" vertical panels and 1-1/8" tops on freestanding components)
- Nylon-capped leveling glides
- Mounting screws provided for splice plate
- Modesty is recessed 3" which accommodates clamp mount monitor arm
- 1-1/4" opening of modesty panel (top & bottom) enables wire/cable management

Configuration

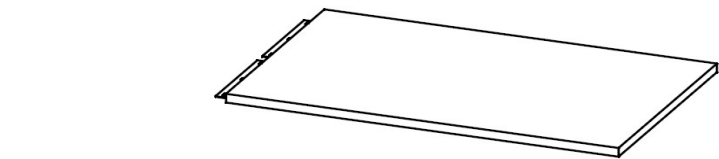
Product	Wood Veneer Finish			Half Modesty Panel Specifications
RK42BRHMP RK42BR RK48BRHMP RK48BR	See p. 56 for Finish Details			
	CH	MH	WN	
	Cherry	Mahogany	Walnut	



How to Order

Select the product number and then add the codes for the desired configuration. For Example:	
Product	RK42BRHMP
Wood Veneer Finish	MH
Product Order Code	
RK42BRHMP MH	

Conference Ends



RELEVATE Product Features

- Non-handed/ reconfigurable
- Field replaceable components
- Easy access leveling
- 32mm fabrication system ensures precision construction and assembly
- Freestanding modular components
- Metal hardware & leveling hinges
- Engineered wood substrate (1-1/8" work surfaces)

Product Number	Description	Price	Product Specifications			
			Overall Dimensions			Weight
			W	D	H	LB
RK48CEP	48" Conference End	\$	48"	30"	29"	63
RK54CEP	54" Conference End	\$	54"	30"	29"	64
RK60CEP	60" Conference End	\$	60"	30"	29"	66
RK72CEP	72" Conference End	\$	72"	30"	29"	68

Ships knocked-down (unassembled). Contact your OFG sales representative for more details.

Configuration

Product	Leg Styles				Metal Leg Color		Wood Veneer Finish		
RK48CEP RK54CEP RK60CEP RK72CEP					See p. 56 for Metal Color Details		See p. 56 for Finish Details		
	L1 H-Leg •	L2 3" Metal (Standard) •	L3 Metal Frame •	L4 Metal 1-Piece Insert •	27 Black	34 Starlight Silver	CH Cherry	MH Mahogany	WN Walnut
• Upgrade Option Available				Starlight Silver Only					



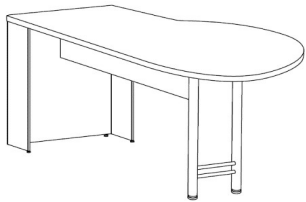
How to Order

Select the product number and then add the codes for the desired configuration. For Example:	
Product	RK48CEP
Leg Style	L1
Metal Leg Color	27
Wood Veneer Finish	MH
Product Order Code	
RK48CEP L1 27 MH	

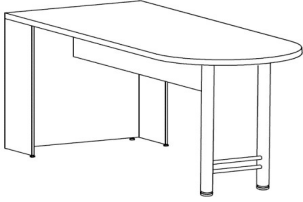
Conference Ends • Free Standing

RELEVATE Product Features

“P” End, Position Right (R)



“D” End

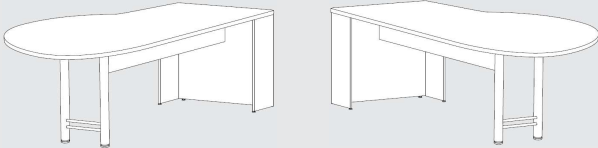


- Non-handed/ reconfigurable
- Field replaceable components
- Easy access leveling
- 32mm fabrication system ensures precision construction and assembly
- Freestanding modular components
- Metal hardware & leveling hinges
- Engineered wood substrate (1-1/8” work surfaces)
- Work surface supported by one 52” stiffener bar
- Available in H Leg only
- Diameter of “P” = 42”; depth of rectangular section = 30”

Product Number	Description	Price	Product Specifications			
			Overall Dimensions			Weight
			W	D	H	
RK66CEPFS	66" Conference “P” End Free-Standing	\$	66"	42"	29"	471
RK72CEPFS	72" Conference “P” End Free-Standing	\$	72"	42"	29"	514
RK54CED	54" Conference “D” End Free-Standing	\$	54"	30"	29"	275
RK60CED	60" Conference “D” End Free-Standing	\$	60"	30"	29"	306
RK66CED	66" Conference “D” End Free-Standing	\$	66"	30"	29"	337
RK72CED	72" Conference “D” End Free-Standing	\$	72"	30"	29"	367

Ships knocked-down (unassembled). Contact your OFG sales representative for more details.

Configuration

Product	Position (“P” End Only)	Wood Veneer Finish						
RK66CEPFS RK72CEPFS RK54CED RK60CED RK66CED RK72CED	 <b>L Left</b> <b>R Right</b>	<div>See p. 56 for Finish Details</div> <table><tr><td>CH</td><td>MH</td><td>WN</td></tr><tr><td>Cherry</td><td>Mahogany</td><td>Walnut</td></tr></table>	CH	MH	WN	Cherry	Mahogany	Walnut
CH	MH	WN						
Cherry	Mahogany	Walnut						



How to Order

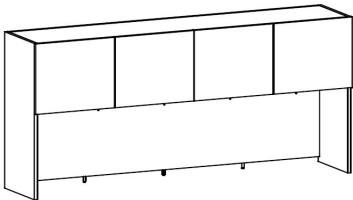
Select the product number and then add the codes for the desired configuration. For Example:	
Product	RK66CEPFS
Leg Style	L
Wood Veneer Finish	MH
<b>Product Order Code</b>	
<b>RK66CEPFS L MH</b>	



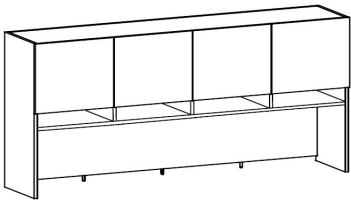
Overheads • Closed Full Back w/ Solid Doors

RELEVATE Product Features

Without Paper Management



With Paper Management



- Field replaceable components
- 32mm fabrication system ensures precision construction and assembly
- Metal hardware
- Engineered wood substrate (1-1/8" work surfaces, 3/4" panels)
- Wire/cable management
- Soft-close hinges

Product Number	Description	Price	Product Specifications			
			Overall Dimensions			Weight
			W	D	H	LB
R60OHCFBW	60" Overhead, Closed Full Back, w/ Solid Doors	\$	60"	15"	36.5"	193
R66OHCFBW	66" Overhead, Closed Full Back, w/ Solid Doors	\$	66"	15"	36.5"	212
R72OHCFBW	72" Overhead, Closed Full Back, w/ Solid Doors	\$	72"	15"	36.5"	231
R60OHCFBWY	60" Overhead, Closed Full Back, Solid Doors w/ Paper Management	\$	60"	15"	36.5"	213
R66OHCFBWY	66" Overhead, Closed Full Back, Solid Doors w/ Paper Management	\$	66"	15"	36.5"	232
R72OHCFBWY	72" Overhead, Closed Full Back, Solid Doors w/ Paper Management	\$	72"	15"	36.5"	251

Configuration

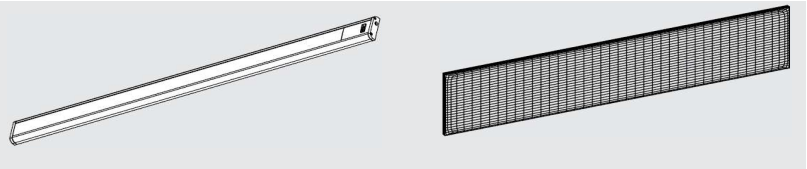
Product	Wood Veneer Finish		
R60OHCFBW	See p. 56 for Finish Details		
R66OHCFBW			
R72OHCFBW			
R60OHCFBWY	CH	MH	WN
R66OHCFBWY			
R72OHCFBWY			
	Cherry	Mahogany	Walnut



How to Order

Select the product number and then add the codes for the desired configuration. For Example:	
Product	R60OHCFBW
Wood Veneer Finish	MH
Product Order Code	
R60OHCFBW MH	

Suggested Accessories



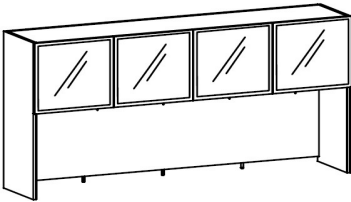
44" LED Task Light  
see p. 50 for details

Tackboard  
see p. 47 for details

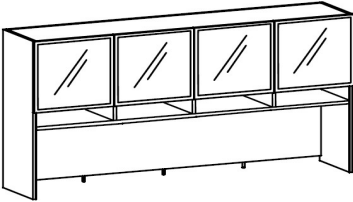
Overheads • Closed Full Back w/ Frosted Glass

RELEVATE Product Features

Without Paper Management



With Paper Management



- Field replaceable components
- 32mm fabrication system ensures precision construction and assembly
- Metal hardware
- Engineered wood substrate (1-1/8" work surfaces, 3/4" panels)
- Wire/cable management
- Soft-close hinges

Product Number	Description	Price	Product Specifications			
			Overall Dimensions			Weight
			W	D	H	LB
R60OHCFBG	60" Overhead, Closed Full Back, with Frosted Glass Doors	\$	60"	15"	36.5"	208
R66OHCFBG	66" Overhead, Closed Full Back, with Frosted Glass Doors	\$	66"	15"	36.5"	227
R72OHCFBG	72" Overhead, Closed Full Back, with Frosted Glass Doors	\$	72"	15"	36.5"	246
R60OHCFBGY	60" Overhead, Closed Full Back, Frosted Glass Doors w/ Paper Management	\$	60"	15"	36.5"	228
R66OHCFBGY	66" Overhead, Closed Full Back, Frosted Glass Doors w/ Paper Management	\$	66"	15"	36.5"	247
R72OHCFBGY	72" Overhead, Closed Full Back, Frosted Glass Doors w/ Paper Management	\$	72"	15"	36.5"	266

Configuration

Product	Wood Veneer Finish		
R60OHCFBG	See p. 56 for Finish Details		
R66OHCFBG			
R72OHCFBG			
R60OHCFBGY	CH	MH	WN
R66OHCFBGY			
R72OHCFBGY	Cherry	Mahogany	Walnut

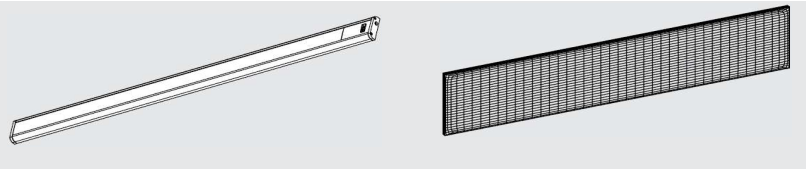


How to Order

Select the product number and then add the codes for the desired configuration. For Example:

Product	R60OHCFBG
Wood Veneer Finish	MH
Product Order Code	
R60OHCFBG MH	

Suggested Accessories



44" LED Task Light  
see p. 50 for details

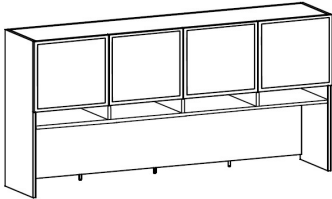
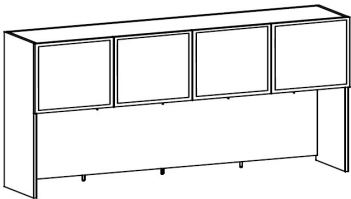
Tackboard  
see p. 47 for details

Overheads • Closed Full Back w/ White Marker Board Doors

RELEVATE Product Features

Without Paper Management

With Paper Management



- Field replaceable components
- 32mm fabrication system ensures precision construction and assembly
- Metal hardware
- Engineered wood substrate (1-1/8" work surfaces, 3/4" panels)
- Wire/cable management
- Soft-close hinges

Product Number	Description	Price	Product Specifications			
			Overall Dimensions			Weight
			W	D	H	LB
R60OHCFBMB	60" Overhead, Closed Full Back, w/ White Marker Board Doors	\$	60"	15"	36.5"	188
R66OHCFBMB	66" Overhead, Closed Full Back, w/ White Marker Board Doors	\$	66"	15"	36.5"	207
R72OHCFBMB	72" Overhead, Closed Full Back, w/ White Marker Board Doors	\$	72"	15"	36.5"	226
R60OHCFBMBY	60" Overhead, Closed Full Back, White Marker Board Doors w/ Paper Management	\$	60"	15"	36.5"	208
R66OHCFBMBY	66" Overhead, Closed Full Back, White Marker Board Doors w/ Paper Management	\$	66"	15"	36.5"	222
R72OHCFBMBY	72" Overhead, Closed Full Back, White Marker Board Doors w/ Paper Management	\$	72"	15"	36.5"	241

Configuration

Product	Wood Veneer Finish		
R60OHCFBMB	See p. 56 for Finish Details		
R66OHCFBMB			
R72OHCFBMB			
R60OHCFBMBY	CH	MH	WN
R66OHCFBMBY			
R72OHCFBMBY			
	Cherry	Mahogany	Walnut

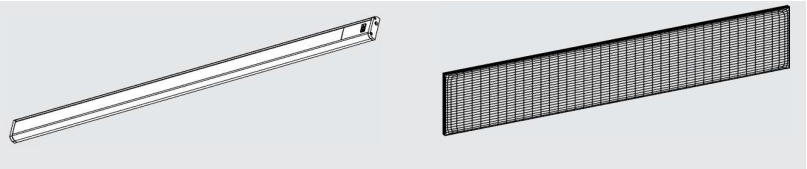


How to Order

Select the product number and then add the codes for the desired configuration. For Example:

Product	R60OHCFBMB
Wood Veneer Finish	MH
Product Order Code	
R60OHCFBMB MH	

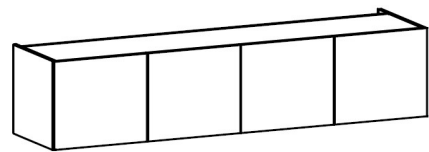
Suggested Accessories



44" LED Task Light  
see p. 50 for details

Tackboard  
see p. 47 for details

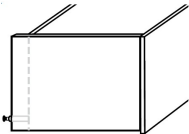
Overheads • Wall Mount w/ Solid Doors



Product Number	Description	Price	Product Specifications			
			Overall Dimensions			Weight
			W	D	H	LB
R60OHWMW	60" Overhead, Wall Mount, w/ Solid Doors	\$	60"	15"	16.5"	150
R66OHWMW	66" Overhead, Wall Mount, w/ Solid Doors	\$	66"	15"	16.5"	165
R72OHWMW	72" Overhead, Wall Mount, w/ Solid Doors	\$	72"	15"	16.5"	180

RELEVATE Product Features

- Field replaceable components
  - Wire/cable management
  - 32mm fabrication system ensures precision construction and assembly
  - Metal hardware
  - Engineered wood substrate (1-1/8" work surfaces, 3/4" panels)
  - Nylon leveling mechanism
  - Soft-close hinges
- Leveling Mechanism Aids in level mounting of Overhead, Wall Mount



Configuration

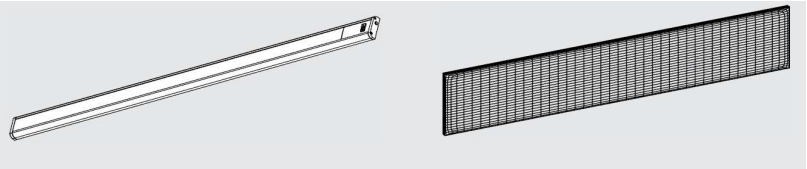
Product	Wood Veneer Finish		
R60OHWMW R66OHWMW R72OHWMW	See p. 56 for Finish Details		
	CH	MH	WN
	Cherry	Mahogany	Walnut



How to Order

Select the product number and then add the codes for the desired configuration. For Example:	
Product	R60OHWMW
Wood Veneer Finish	MH
Product Order Code	
R60OHWMW MH	

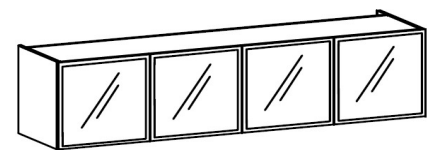
Suggested Accessories



44" LED Task Light  
see p. 50 for details

Tackboard  
see p. 47 for details

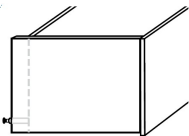
Overheads • Wall Mount w/ Frosted Glass



Product Number	Description	Price	Product Specifications			
			Overall Dimensions			Weight
			W	D	H	
R60OHWMGM	60" Overhead, Wall Mount, with Frosted Glass Doors	\$	60"	15"	16.5"	160
R66OHWMGM	66" Overhead, Wall Mount, with Frosted Glass Doors	\$	66"	15"	16.5"	175
R72OHWMGM	72" Overhead, Wall Mount, with Frosted Glass Doors	\$	72"	15"	16.5"	190

RELEVATE Product Features

- Field replaceable components
  - Wire/cable management
  - 32mm fabrication system ensures precision construction and assembly
  - Metal hardware
  - Engineered wood substrate (1-1/8" work surfaces, 3/4" panels)
  - Nylon leveling mechanism
  - Soft-close hinges
- Leveling Mechanism Aids in level mounting of Overhead, Wall Mount



Configuration

Product	Wood Veneer Finish		
R60OHWMGM	See p. 56 for Finish Details		
R66OHWMGM			
R72OHWMGM			
	CH	MH	WN
	Cherry	Mahogany	Walnut

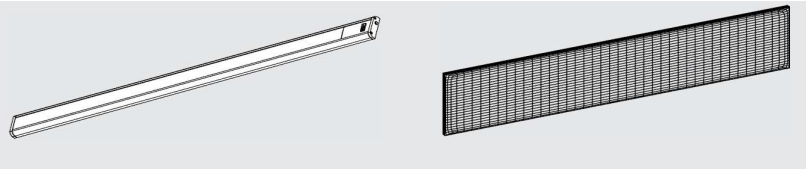


How to Order

Select the product number and then add the codes for the desired configuration.  
For Example:

Product	R60OHWMGM
Wood Veneer Finish	MH
Product Order Code	
R60OHWMGM MH	

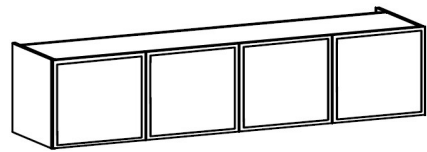
Suggested Accessories



44" LED Task Light  
see p. 50 for details

Tackboard  
see p. 47 for details

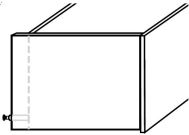
Overheads • Wall Mount w/ White Marker Board



Product Number	Description	Price	Product Specifications			
			Overall Dimensions			Weight
			W	D	H	LB
R60OHWM MB	60" Overhead, Wall Mount, with White Marker Board	\$	60"	15"	16.5"	155
R66OHWM MB	66" Overhead, Wall Mount, with White Marker Board	\$	66"	15"	16.5"	170
R72OHWM MB	72" Overhead, Wall Mount, with White Marker Board	\$	72"	15"	16.5"	180

RELEVATE Product Features

- Field replaceable components
- Wire/cable management
- 32mm fabrication system ensures precision construction and assembly
- Metal hardware
- Engineered wood substrate (1-1/8" work surfaces, 3/4" panels)
- Nylon leveling mechanism
- Soft-close hinges
- Leveling Mechanism Aids in level mounting of Overhead, Wall Mount



Configuration

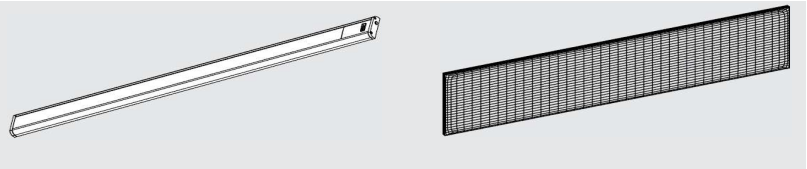
Product	Wood Veneer Finish		
R60OHWM MB R66OHWM MB R72OHWM MB	See p. 56 for Finish Details		
	CH	MH	WN
	Cherry	Mahogany	Walnut



How to Order

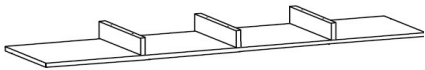
Select the product number and then add the codes for the desired configuration. For Example:	
Product	R60OHWM MB
Wood Veneer Finish	MH
Product Order Code	
R60OHWM MB MH	

Suggested Accessories



44" LED Task Light  
see p. 50 for details

Tackboard  
see p. 47 for details



Product Number	Description	Price	Product Specifications			
			Overall Dimensions			Weight
			W	D	H	
R60PM	60" Paper Management	\$	58.6"	12.1"	4.5"	20
R66PM	66" Paper Management	\$	64.6"	12.1"	4.5"	22
R72PM	72" Paper Management	\$	70.6"	12.1"	4.5"	24

**NOTE:** Paper Management **NOT** available for Wall Mount Overheads

Configuration

Product	Wood Veneer Finish		
R60PM	See Finish Guide on p. 56 for details		
R66PM			
R72PM			
	CH	MH	WN
	Cherry	Mahogany	Walnut



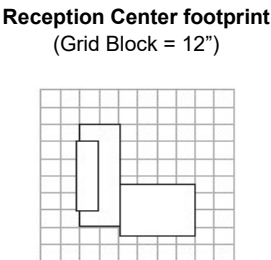
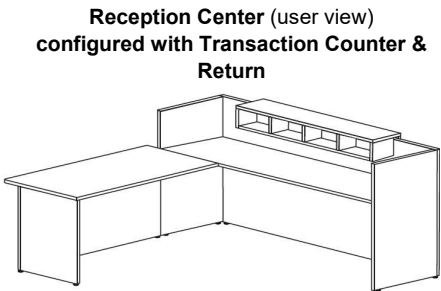
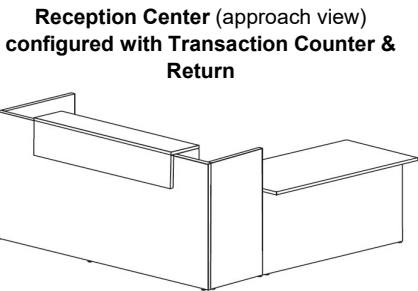
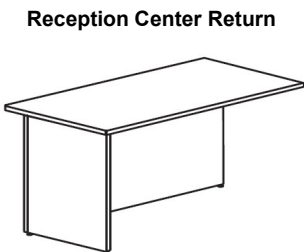
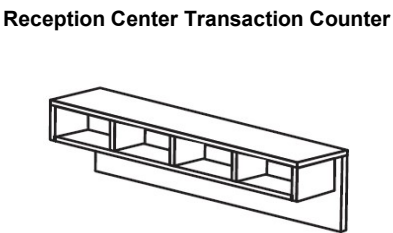
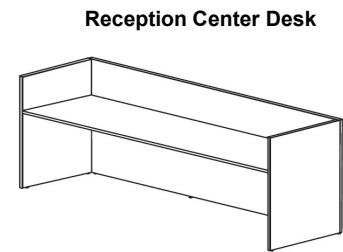
- Field replaceable components
- Wood Veneer finish
- 32mm fabrication system ensures precision construction and assembly
- Metal hardware
- Mounts under Overhead, can be field installed

How to Order

Select the product number and then add the codes for the desired configuration. For Example:	
Product	R60PM
Wood Veneer Finish	MH
Product Order Code	
R60PM MH	

Reception Center

RELEVATE Product Features



- Transaction Counter slides Right/Left to position anywhere along Desk front
- Non-handed/ reconfigurable
- Field replaceable components
- Easy access leveling
- Nylon-capped leveling glides
- 32mm fabrication system ensures precision construction and assembly
- Freestanding modular components
- Metal hardware & leveling hinges
- Work surface supported by one 52" stiffener bar
- Engineered wood substrate (1-1/8" work surfaces, 3/4" vertical panels and 1-1/8" tops on freestanding components)

Product Number	Description	Price	Product Specifications			
			Overall Dimensions			Weight
			W	D	H	LB
R72REC	72" Reception Center – Desk	\$	72"	24"	43"	436
R48TR	48" Reception Center – Transaction Counter (waterfall approach for Desk; paper management on user side; slides Right/Left to position anywhere along Desk front)	\$	48"	12"	29"	98
R48HCPEX	48" Reception Center – Return (includes 6" overhang on top, approach side; attaches to Left or Right side of Desk)	\$	48"	36"	29"	294

Ships knocked-down (unassembled). Contact your OFG sales representative for more details.

Configuration

Product	Wood Veneer Finish	Half Modesty Panel Specifications
R72REC	See p. 56 for Finish Details	
R48TR		
R48HCPEX *		
	CH      MH      WN	
	Cherry      Mahogany      Walnut	

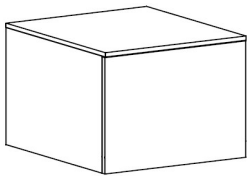
\* Select Right (RHT) or Left (LFT) extension position, placing selection before Wood Veneer Finish choice.

How to Order


Select the product number and then add the codes for the desired configuration. For Example:	
Product	R72REC
Wood Veneer Finish	MH
Product Order Code	
R72REC MH	



End Table



Round Table



Conference Table



- Field replaceable components
- 32mm fabrication system ensures precision construction and assembly
- Adjustable Glides
- Engineered wood substrate (1-1/8" work surfaces)

Product Number	Description	Price	Product Specifications			
			Overall Dimensions			Weight
			W	D	H	
R22ET	End Table	\$	22"	22"	18"	88
R36RDTB	36" Round Table, Freestanding	\$	36"	NA	29"	150
R42RDTB	42" Round Table, Freestanding	\$	42"	NA	29"	173
R46RDTB	46" Round Table, Freestanding	\$	46"	NA	29"	195
R7236CEFS	72" Conference Table (rectangular)	\$	72"	36"	29"	245
R9642CEFS	96" Conference Table (rectangular)	\$	72"	36"	29"	327

Configuration

Product	Metal Leg Color		Wood Veneer Finish		
R22ET *	See p. 56 for Metal Color Details		See p. 56 for Finish Details		
R36RDTB					
R42RDTB					
R46RDTB					
R7236CEFS	27	34	CH	MH	WN
R9642CEFS	Black	Starlight Silver	Cherry	Mahogany	Walnut




\* No Metal Leg choice required


How to Order

Select the product number and then add the codes for the desired configuration. For Example:	
Product	R36RDTB
Metal Leg Color	34
Wood Veneer Finish	MH
Product Order Code	
R36RDTB 34 MH	


Lateral File, 2 Drawer, WSS



Lateral File, 3 Drawer



Lateral File, 4 Drawer



- Field replaceable components
- Easy access leveling
- 32mm fabrication system ensures precision construction and assembly
- Freestanding modular components
- Metal hardware & leveling hinges
- Drawers have a central locking system
- Engineered wood substrate (1-1/8" work surfaces, 3/4" panels)

Product Number	Description	Price	Product Specifications			
			Overall Dimensions			Weight
			W	D	H	LB
R2LFD	Lateral File, 2 Drawer, WSS w/o top - fits under 24" deep Credenza	\$	36"	19.5"	28"	115
R2LFW	Lateral File, 2 Drawer, WSS (w/o top)	\$	36"	24"	28"	142
R2LFS	Lateral File, 2 Drawer Freestanding (with top)	\$	36"	24"	28.5"	144
R3LFS	Lateral File, 3 Drawer Freestanding (with top)	\$	36"	24"	41"	208
R4LFS	Lateral File, 4 Drawer Freestanding (with top)	\$	36"	24"	53.5"	271

WSS - Work Surface Supporting (without finished top)

Configuration

Product	Pull Style			Wood Veneer Finish		
R2LFD				See p. 56 for Finish Details		
R2LFW						
R2LFS						
R3LFS						
R4LFS	BN1	BN2	BN3	CH	MH	WN
	Brushed Nickel Arch	Brushed Nickel Bar	Brushed Nickel Modern	Cherry	Mahogany	Walnut




How to Order

Select the product number and then add the codes for the desired configuration. For Example:	
Product	R2LFD
Pull Style	BN2
Wood Veneer Finish	MH
Product Order Code	
R2LFD BN2 MH	

Pedestals

RELEVATE Product Features


Two File Drawer Pedestal



Pencil Box, File Mobile Pedestal



Two File Drawer Pedestal, WSS



- Field replaceable components
- Easy access leveling
- 32mm fabrication system ensures precision construction and assembly
- Freestanding modular components
- Pedestal drawers have central locking mechanism
- Pedestal available in File/File or Pencil/Box/File style
- Mobile Pedestal metal base available in Starlight Silver or Black
- Metal hardware & leveling hinges
- Engineered wood substrate (1-1/8" work surfaces, 3/4" vertical panels and 1-1/8" tops on freestanding components)

Product Number	Description	Price	Product Specifications			
			Overall Dimensions			Weight
			W	D	H	LB
R16PDFM	Pedestal – Mobile, Freestanding (with top – fits under 24"D Credenza, Metal with Wood faces; includes 2 locking casters)	\$	15"	17.75"	27.5"	106
R16PDF	Pedestal, Freestanding (with top)	\$	16"	24"	28.5"	159
R16PDW	Pedestal, WSS (without top)	\$	16"	24"	28"	156
R16PDD	Pedestal, WSS (without top – fits under 24"D Credenza)	\$	16"	19.5"	28"	127
R18PDW	Pedestal, WSS (without top)	\$	18"	24"	28"	176

WSS - Work Surface Supporting (without finished top)

Configuration

Product	Wood Veneer Finish			Pull Style			Pedestal Style	
R16PDFM *	See p. 56 for Finish Details							
R16PDF								
R16PDW								
R16PDD								
R18PDW	CH	MH	WN	BN1	BN2	BN3		
	Cherry	Mahogany	Walnut	Brushed Nickel Arch	Brushed Nickel Bar	Brushed Nickel Modern	① Two File Drawers	② Pencil, Box, File

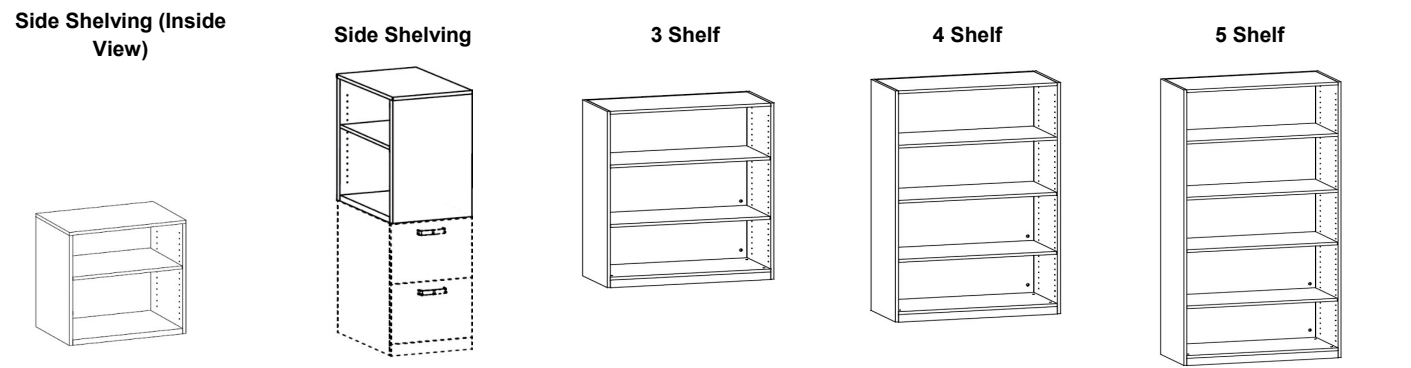
\* Select a Metal Base Color (place between Pull Style and Pedestal Style). See Finish Guide on last page for details.

How to Order

Select the product number and then add the codes for the desired configuration. For Example:	
Product	R16PDD
Wood Veneer Finish	WN
Pull Style	BN2
Pedestal Style	1
Product Order Code	
R16PDD WN BN2 1	

# Bookcases

## RELEVATE Product Features



- Field replaceable components
- 32mm fabrication system ensures precision construction and assembly
- Freestanding modular components
- Metal hardware & leveling hinges
- Engineered wood substrate (1-1/8" work surfaces, 3/4" panels)
- Adjustable shelves

Product Number	Description	Price	Product Specifications			
			Overall Dimensions			Weight
			W	D	H	LB
R16SS	Side Shelving (for use with R16PDW/R16CBW - WSS Bases Only)	\$	16"	24"	25.5"	115
R3BK	Bookcase 3 Shelf	\$	36"	16"	41"	164
R4BK	Bookcase 4 Shelf	\$	36"	16"	53.5"	214
R5BK	Bookcase 5 Shelf	\$	36"	16"	65.5"	262

RSHELFSS	Shelf (for 24"D Bookcase, includes 4 hanging clips each)	\$	15.5"	22.5"	0.75"	4
RSHELFBK	Shelf (for 36"W Bookcase, includes 4 hanging clips each)	\$	34.5"	15"	0.75"	4

### Configuration

Product	Wood Veneer Finish		
R16SS	See p. 56 for Finish Details		
R3BK			
R4BK			
R5BK			
RSHELFSS	CH	MH	WN
RSHELFBK	Cherry	Mahogany	Walnut



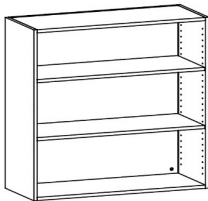
### How to Order

Select the product number and then add the codes for the desired configuration. For Example:	
Product	R3BK
Wood Veneer Finish	MH
Product Order Code	
R3BK MH	

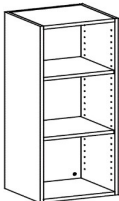
Upper Shelving Units • Open

RELEVATE Product Features

Upper Shelves, Open 36"W



Upper Shelves, Open 16"W/18"W



- Field replaceable components
- 32mm fabrication system ensures precision construction and assembly
- Metal hardware & leveling hinges
- Engineered wood substrate (1-1/8" work surfaces, 3/4" panels)
- Adjustable shelves

Product Number	Description	Price	Product Specifications			
			Overall Dimensions			Weight
			W	D	H	LB
R16USO	Upper Shelving Unit, Open (Includes 2 Shelves)	\$	16"	16"	37"	164
R18USO	Upper Shelving Unit, Open (Includes 2 Shelves)	\$	18"	16"	37"	185
R36USO	Upper Shelving Unit, Open (Includes 2 Shelves)	\$	36"	16"	37"	369

R16SHELFUS	Shelf (for 16"W x 16"D Upper Shelves, includes 4 hanging clips each)	\$	14.5"	13.5"	0.75"	3
R18SHELFUS	Shelf (for 18"W x 16"D Upper Shelves, includes 4 hanging clips each)	\$	16.5"	13.5"	0.75"	3
R36SHELFUS	Shelf (for 36"W x 16"D Upper Shelves, includes 4 hanging clips each)	\$	34.5"	13.5"	0.75"	6

Configuration

Product	Wood Veneer Finish		
R16USO	See p. 56 for Finish Details		
R18USO			
R36USO			
R16SHELFUS	CH	MH	WN
R18SHELFUS			
R36SHELFUS	Cherry	Mahogany	Walnut



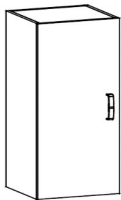
How to Order

Select the product number and then add the codes for the desired configuration. For Example:	
Product	R16USO
Wood Veneer Finish	MH
Product Order Code	
R16USO MH	

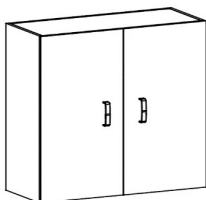
Upper Shelving Units • Solid Doors

RELEVATE Product Features

Upper Shelves, Closed 16"W / 18"W



Upper Shelves, Closed 36"W



Product Number	Description	Price	Product Specifications			
			Overall Dimensions			Weight
			W	D	H	LB
R16USC	Upper Shelving Unit, 16" x 15" Closed (Includes 2 Shelves)	\$	16"	15"	37"	109
R18USC	Upper Shelving Unit, 18" x 15" Closed (Includes 2 Shelves)	\$	18"	15"	37"	123
R36USC	Upper Shelving Unit, 36" x 15" Closed (Includes 2 Shelves)	\$	36"	15"	37"	245
R16SHELFUS	Shelf (for 16"W x 15"D Upper Shelves, includes 4 hanging clips each)	\$	14.5"	13.5"	0.75"	3
R18SHELFUS	Shelf (for 18"W x 15"D Upper Shelves, includes 4 hanging clips each)	\$	16.5"	13.5"	0.75"	3
R36SHELFUS	Shelf (for 36"W x 15"D Upper Shelves, includes 4 hanging clips each)	\$	34.5"	13.5"	0.75"	6

- Non-handed/ reconfigurable
- Field replaceable components
- 32mm fabrication system ensures precision construction and assembly
- Metal hardware
- Engineered wood substrate (1-1/8" work surfaces, 3/4" panels)
- Adjustable shelves
- Full overlay doors
- Soft-close hinges

Configuration

Product	Door Hang Position	Pull Style	Wood Veneer Finish		
R16USC R18USC R36USC * R16SHELFUS R18SHELFUS R36SHELFUS	 L Left      R Right	 BN1      BN2      BN3 Brushed Nickel Arch    Brushed Nickel Bar    Brushed Nickel Modern	See p. 56 for Finish Details		
			CH	MH	WN
			Cherry	Mahogany	Walnut

\* No Door Hang Position required  
**NOTE:** Shelves Require Finish choice only

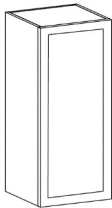
How to Order

Select the product number and then add the codes for the desired configuration. For Example:	
Product	R18USC
Door Hang Position	L
Pull Style	BN2
Wood Veneer Finish	CH
<b>Product Order Code</b>	
<b>R18USC L BN2 CH</b>	


Upper Shelving Units • Frosted Glass/Marker Board Doors

RELEVATE Product Features

Upper Shelves, Closed w/White Marker  
Doors 18"W



Upper Shelves, Closed w/Frosted Glass  
Doors 36"W

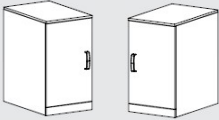


Product Number	Description	Price	Product Specifications			
			Overall Dimensions			Weight
			W	D	H	LB
R18USCG	18" x 15" Closed w/ Frosted Glass Doors (Includes 2 Shelves)	\$	18"	15"	36"	109
R18USCMB	18" x 15" Closed w/ White Marker Board Doors (Includes 2 Shelves)	\$	18"	15"	36"	102
R36USCG	36" x 15" Closed w/ Frosted Glass Doors (Includes 2 Shelves)	\$	36"	15"	36"	218
R36USCMB	36" x 15" Closed w/ White Marker Board Doors (Includes 2 Shelves)	\$	36"	15"	36"	211

R18SHELFUS	Shelf (for 18"W x 15"D Upper Shelves, includes 4 hanging clips each)	\$	16.5	13.5	0.75	3
R36SHELFUS	Shelf (for 36"W x 15"D Upper Shelves, includes 4 hanging clips each)	\$	34.5	13.5	0.75	6

- Non-handed/ reconfigurable
- Field replaceable components
- 32mm fabrication system ensures precision construction and assembly
- Metal hardware
- Engineered wood substrate (1-1/8" work surfaces, 3/4" panels)
- Adjustable shelves
- Soft-close hinges

Configuration

Product	Door Hang Position	Wood Veneer Finish		
R18USCG R18USCMB R36USCG * R36USCMB *		See p. 56 for Finish Details		
		CH	MH	WN
	L Left      R Right	Cherry	Mahogany	Walnut

\* No Door Hang Position required  
**NOTE:** Shelves Require Finish choice only

How to Order

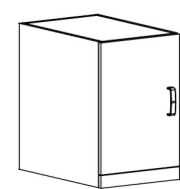
Select the product number and then add the codes for the desired configuration.  
For Example:

Product	R18USCMB
Door Hang Position	L
Wood Veneer Finish	CH

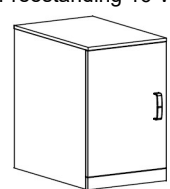
**Product Order Code**  
**R18USCMB L CH**

Credenza Bases • Closed


Credenza Base, Closed WSS 16"W



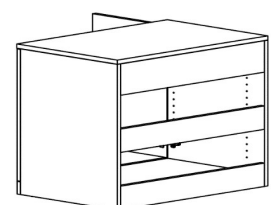
Credenza Base, Closed Freestanding 16"W



Credenza Base, Closed Freestanding 36"W



Credenza Base, Closed Vented Freestanding



RELEVATE Product Features

- Non-handed/ reconfigurable
- Soft-close hinges
- Field replaceable components
- Easy access leveling
- 32mm fabrication system ensures precision construction and assembly
- Freestanding modular components
- Metal hardware
- Engineered wood substrate (1-1/8" work surfaces, 3/4" panels)
- Adjustable shelves

Product Number	Description	Price	Product Specifications			
			Overall Dimensions			Weight
			W	D	H	LB
R16CBCW	Credenza Base, Closed, <b>WSS</b> (without top - Includes 1 Shelf)	\$	16"	24"	28"	63
R16CBCS	Credenza Base, Closed Freestanding (with top - Includes 1 Shelf)	\$	16"	24"	28.5"	64
R36CBCVW	Credenza Base, Closed Vented <b>WSS</b> (Includes 1 Shelf)	\$	36"	24"	28"	80
R36CBCW	Credenza Base, Closed, <b>WSS</b> (without top - Includes 1 Shelf)	\$	36"	24"	28"	142
R36CBCS	Credenza Base, Closed Freestanding (with top - Includes 1 Shelf)	\$	36"	24"	28.5"	205
R36CBCVS	Credenza Base, Closed Vented Freestanding (Includes 1 Shelf)	\$	36"	24"	28.5"	80

R16SHELF	Shelf (for 16"W Credenza Base, includes 4 hanging clips each)	\$	14.5"	22.5"	17"	3
R36SHELF	Shelf (for 36"W Credenza Base, includes 4 hanging clips each)	\$	34.5"	22.5"	0.75"	6

**WSS** - Work Surface Supporting (without finished top)  
**NOTE:** To Order Extra Shelves, See Page 46 for more details & ordering information.

Configuration

Product	Door Hang Position (R16 models only)	Pull Style	Wood Veneer Finish		
R16CBCW	 Ⓕ Left Ⓖ Right	 BN1 BN2 BN3 Brushed Nickel Arch Brushed Nickel Bar Brushed Nickel Modern	See p. 56 for Finish Details CH MH WN Cherry Mahogany Walnut		
R16CBCS					
R36CBCVW					
R36CBCW					
R36CBCS					
R36CBCVS					

**NOTE:** Shelves require only a Wood Veneer Finish choice

How to Order

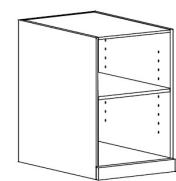
Select the product number and then add the codes for the desired configuration.  
For Example:

Product	R16CBCS
Door Hang Position (R16 models only)	L
Pull Style	BN2
Wood Veneer Finish	CH
Product Order Code	
<b>R16CBCS L BN2 CH</b>	

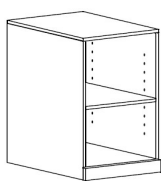


Credenza Bases • Open

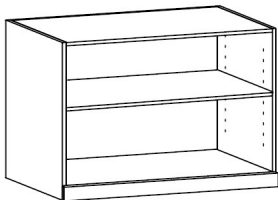
Credenza Base, Open WSS 16"W



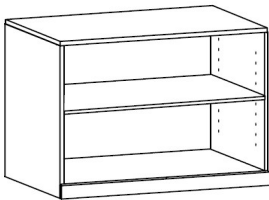
Credenza Base, Open Freestanding 16"W



Credenza Base, Open WSS 36"W



Credenza Base, Open Freestanding 36"W



Product Number	Description	Price	Product Specifications			
			Overall Dimensions			Weight
			W	D	H	LB
R16CBOW	Credenza Base, Open, <b>WSS</b> (without top - Includes 1 Shelf)	\$	16"	24"	28"	63
R16CBOS	Credenza Base, Open Freestanding (with top - Includes 1 Shelf)	\$	16"	24"	28.5"	64
R36CBOW	Credenza Base, Open, <b>WSS</b> (without top - Includes 1 Shelf)	\$	36"	24"	28"	142
R36CBOS	Credenza Base, Open Freestanding (with top - Includes 1 Shelf)	\$	36"	24"	28.5"	144

R16SHELF	Shelf (for 16"W Credenza Base, includes 4 hanging clips each)	\$	14.5"	22.5"	17"	3
R36SHELF	Shelf (for 36"W Credenza Base, includes 4 hanging clips each)	\$	34.5"	22.5"	0.75"	6

**WSS** - Work Surface Supporting (without finished top)  
**NOTE:** To Order Extra Shelves, See Page 46 for more details & ordering information.

Configuration

Product	Wood Veneer Finish		
R16CBOW	See p. 56 for Finish Details		
R16CBOS			
R36CBOW			
R36CBOS			
	CH	MH	WN
	Cherry	Mahogany	Walnut



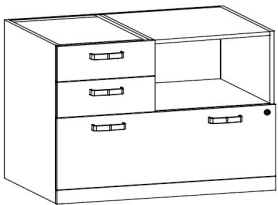
RELEVATE Product Features

- Field replaceable components
- 32mm fabrication system ensures precision construction and assembly
- Freestanding modular components
- Metal hardware
- Engineered wood substrate (1-1/8" work surfaces, 3/4" panels)
- Adjustable shelves

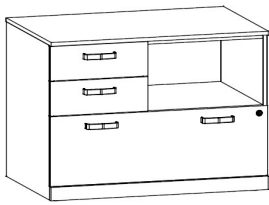
How to Order

Select the product number and then add the codes for the desired configuration. For Example:	
Product	R16CBOW
Wood Veneer Finish	MH
Product Order Code	
R16CBOW MH	

Credenza Base, Mixed Drawer, WSS



Credenza Base, Mixed Drawer Freestanding



- Field replaceable components
- Easy access leveling
- 32mm fabrication system ensures precision construction and assembly
- Freestanding modular components
- Metal hardware & leveling hinges
- Bottom drawer has locking mechanism
- Engineered wood substrate (1-1/8" work surfaces, 3/4" panels)

Product Number	Description	Price	Product Specifications			
			Overall Dimensions			Weight
			W	D	H	LB
R36CBMD	Credenza Base, Mixed Drawer, <b>WSS</b> (without top – fits under 24"D Credenza)	\$	36"	19.5"	27.5"	113
R36CBMW	Credenza Base, Mixed Drawer, <b>WSS</b> (without top)	\$	36"	24"	28"	142
R36CBMS	Credenza Base, Mixed Drawer Freestanding (with top - Includes 1 Shelf)	\$	36"	24"	28.5"	144

**WSS** - Work Surface Supporting (without finished top)  
**NOTE:** To Order Extra Shelves, See Page 46 for more details & ordering information.

Configuration

Product	Drawer Position		Pull Style			Wood Veneer Finish		
R36CBMD R36CBMW R36CBMS						See p. 56 for Finish Details		
	LFT	RHT	BN1	BN2	BN3	CH	MH	WN
	Left	Right	Brushed Nickel Arch	Brushed Nickel Bar	Brushed Nickel Modern	Cherry	Mahogany	Walnut



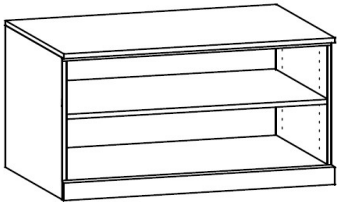
How to Order

Select the product number and then add the codes for the desired configuration. For Example:	
Product	R36CBMW
Drawer Position	LFT
Pull Style	BN2
Wood Veneer Finish	CH
<b>Product Order Code</b>	
<b>R36CBMW LFT BN2 CH</b>	

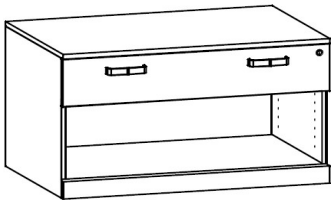
Credenza Bases • Low

RELEVATE Product Features

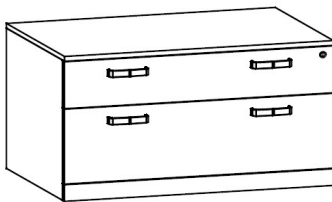
Credenza Base, Low Open with 1 Shelf (OS)



Credenza Base, Low Box Drawer & Open Shelf (BO)



Credenza Base, Low Box & Lateral Drawers (BL)



- Field replaceable components
- Easy access leveling
- 32mm fabrication system ensures precision construction and assembly
- Freestanding modular components
- Metal hardware & leveling hinges
- Lockable storage components
- Engineered wood substrate (1-1/8" work surfaces, 3/4" panels)

Product Number	Description	Price	Product Specifications			
			Overall Dimensions			Weight
			W	D	H	
R36CBLSOS	Credenza Base, Low Open with 1 Shelf	\$	36"	18.75"	21"	83
R36CBLSBO	Credenza Base, Low Box Drawer & Open Shelf	\$	36"	18.75"	21"	93
R36CBLSBL	Credenza Base, Low Box & Lateral Drawers	\$	36"	18.75"	21"	103

NOTE: To Order Extra Shelves, See Page 46 for more details & ordering information.

Configuration

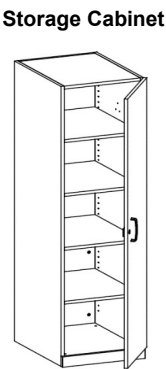
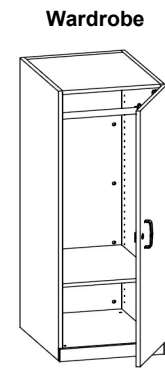
Product	Pull Style	Wood Veneer Finish
R36CBLSOS *		See p. 56 for Finish Details
R36CBLSBO		
R36CBLSBL		
	BN1      BN2      BN3	CH      MH      WN
	Brushed Nickel Arch      Brushed Nickel Bar      Brushed Nickel Modern	Cherry      Mahogany      Walnut

\* No Pull Selection required for this product.

How to Order

Select the product number and then add the codes for the desired configuration. For Example:	
Product	R36CBLSBO
Pull Style	BN2
Wood Veneer Finish	MH
Product Order Code	
R36CBLSBO BN2 MH	

Wardrobe & Storage Cabinet



Product Number	Description	Price	Product Specifications			
			Overall Dimensions			Weight
			W	D	H	LB
R1854WR	Wardrobe, compact (Includes 1 shelf & closet rod)	\$	18"	24"	53"	200
R1867WR	Wardrobe, compact (Includes 1 shelf & closet rod)	\$	18"	24"	65.5"	247
R1867SCC	Storage Cabinet, Closed (Includes 4 shelves)	\$	18"	24"	65.5"	259

RSHELFWR	Shelf (for 18"W Wardrobe or Storage Cabinet, inc. 4 hanging clips each)	\$	16.5"	22.5"	0.75"	3
RSHELFWR	Shelf (for 18"W Wardrobe or Storage Cabinet, inc. 4 hanging clips each)	\$	16.5"	22.5"	0.75"	3

Configuration

Product	Pull Style	Wood Veneer Finish	Door Hang Position
R1854WR R1867WR R1867SCC	 BN1 Brushed Nickel Arch	See p. 56 for Finish Details  CH      MH      WN Cherry   Mahogany   Walnut	 L Left
	 BN2 Brushed Nickel Bar		
	 BN3 Brushed Nickel Modern		 R Right



How to Order

Select the product number and then add the codes for the desired configuration.  
For Example:

Product	R1867WR
Pull Style	BN2
Wood Veneer Finish	WN
Door Hang Position	R
Product Order Code	
R1867WR BN2 WN R	

Suggested Accessories

Mirror

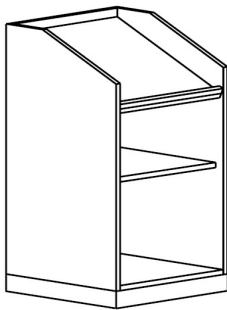
optional, field installed

		Dimensions		
Product #	Price	W	D	H
MIR0022	\$ 70	12"	12.5"	20"

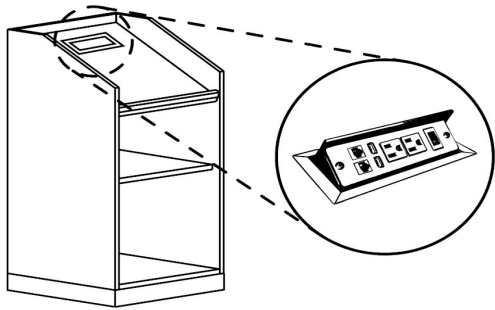
RELEVATE Product Features

- Non-handed/ reconfigurable
- Field replaceable components
- Easy access leveling
- 32mm fabrication system ensures precision construction and assembly
- Metal hardware & leveling hinges
- Engineered wood substrate (1-1/8" work surfaces, 3/4" panels)
- Adjustable shelves
- Soft-close hinges

Podium, Freestanding (Mobile)



Podium, Freestanding w/ Power



Flip-up, Multi Receptacle Extension Box

- 2 Locking Casters
- Pencil Lip to hold notes and writing instruments
- Adjustable Shelf
- Flip-up, Multi Receptacle Extension Box includes 2, 3-prong grounded electrical outlets, 2 connectors for USBpowered devices, 1 universal LAN data port, 1 phone port and a reset switch (includes 10' power cord)
- 32mm fabrication system ensures precision construction and assembly
- Engineered wood substrate (3/4" panels)

Product Number	Description	Price	Product Specifications			
			Overall Dimensions			Weight
			W	D	H	LB
R2448FP	Podium, Freestanding (Mobile)	\$	24"	16"	48"	168
R2448FHL	Podium, Freestanding w/ Power (Mobile - Includes Flip-up, Multi Receptacle Extension Box includes: 2 grounded outlets, 2 USB connectors, 1 universal LAN data port, 1 phone port, and reset switch)	\$	24"	16"	48"	175

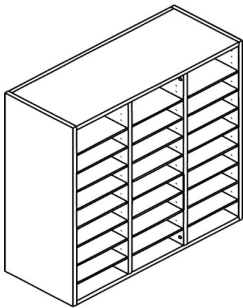
Configuration

Product	Wood Veneer Finish		
R2448FP	See p. 56 for Finish Details		
R2448FHL			
	CH	MH	WN
	Cherry	Mahogany	Walnut



How to Order

Select the product number and then add the codes for the desired configuration. For Example:	
Product	R2448FP
Wood Veneer Finish	MH
Product Order Code	
R2448FP MH	



- 24 adjustable wood shelves
- 27 openings

Product Number	Description	Price	Product Specifications			
			Overall Dimensions			Weight
			W	D	H	LB
R36USMS	Mail Sorter	\$	36"	14.5"	36.5"	200

Configuration

Product	Wood Veneer Finish		
R36USMS	See p. 56 for Finish Details		
	CH	MH	WN
	Cherry	Mahogany	Walnut



How to Order

Select the product number and then add the codes for the desired configuration. For Example:	
Product	R36USMS
Wood Veneer Finish	MH
Product Order Code	
R36USMS MH	



- Non-handed/ reconfigurable
- Field replaceable components
- 32mm fabrication system ensures precision construction and assembly
- Engineered wood substrate (1-1/8" work surfaces)

Product Number	Description	Price	Product Specifications			
			Overall Dimensions			Weight
			W	D	H	
R1624WS	Work Surface, 16" x 24"	\$	16"	24"	1.125"	18
R1824WS	Work Surface, 18" x 24"	\$	18"	24"	1.125"	20
R3224WS	Work Surface, 32" x 24"	\$	32"	24"	1.125"	36
R3624WS	Work Surface, 36" x 24"	\$	36"	24"	1.125"	41
R4824WS	Work Surface, 48" x 24"	\$	48"	24"	1.125"	54
R6024WS	Work Surface, 60" x 24"	\$	60"	24"	1.125"	68
R6824WS	Work Surface, 68" x 24"	\$	68"	24"	1.125"	77
R7224WS	Work Surface, 72" x 24"	\$	72"	24"	1.125"	81

\*Contact your OFG sales representative for more details on which work surfaces are available on Relevate Products

Configuration

Product	Wood Veneer Finish		
R1624WS	See p. 56 for Finish Details		
R1824WS			
R3224WS			
R3624WS			
R4824WS	CH	MH	WN
R6024WS	Cherry	Mahogany	Walnut
R6824WS			
R7224WS			

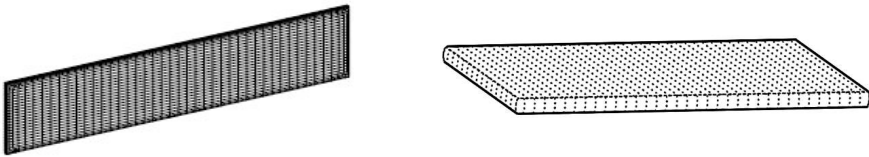


How to Order

Select the product number and then add the codes for the desired configuration. For Example:	
Product	R1624WS
Wood Veneer Finish	MH
Product Order Code	
R1624WS MH	

Tackboard

Seat Cushion



- Refer to Mayer-Paetz Upholstery Fabrics for Optional Seat Textile Choices (available fabric and grade)
- Optional brackets available for wall mounting Tackboards (one size fits all)
- Seat Cushion has non-skid backing

Product Number	Description	Price	Textile and Leather Grade							Product Specifications			
			Textile						Leather	Overall Dimensions			Weight
			1	2	3	4	5	6	L1	W	D	H	LB
R58TK	Tackboard (used on 60" Overhead)	\$	N/C	•	•	•	•	•	N/A	58"	1"	16"	18
R64TK	Tackboard (used on 68" Overhead)	\$	N/C	•	•	•	•	•	N/A	64"	1"	16"	19
R70TK	Tackboard (used on 72" Overhead)	\$	N/C	•	•	•	•	•	N/A	70"	1"	16"	20
CRSC36	Seat Cushion, 36 x 18.75" (used w/ Low Credenza Base)	\$	N/C	•	•	•	•	•	N/A	36"	18.75"	1.25"	18

N/C Included in Base Price • Upgrade Option Available

Product Number	Description	Price
BKT551	Bracket to Wall-Mount Tackboard (set of 4 - mounts 1 Tackboard – one size fits all)	\$

Configuration

Product	Fabric Selection
R58TK R64TK R70TK CRSC36	Refer to Mayer-Paetz Upholstery Fabrics for Optional Seat Textile Choices (available fabric and grade)



How to Order

Select the product number and then add the codes for the desired configuration.  
For Example:

Product	R58TK
Fabric Selection	FAB0301
Product Order Code	
R58TK FAB0301	

Most Popular Fabrics

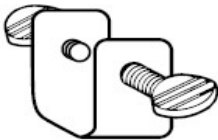
Fabric Name	Code
FLAIR, ZINC,166-006	FAB3316
FRESCO, EARTH,163-000	FAB9246
FRESCO, FOG,163-016	FAB9253
GRIDLINE, BLUE-MIST,167-004	FAB3311

Fabric Name	Code
GRIDLINE, PARCHMENT,167-007	FAB3305
INTERLUDE, CHARCOAL,161-006	FAB8062
INTERLUDE, GRAVEL,161-017	FAB8068
NITRO, GINGER-ALE,129-017	FAB0323


Fabric Name	Code
PARAGON, CLIFF,157-000	FAB7823
PEBBLE-BEACH, LINEN,165-002	FAB2971
PEBBLE-BEACH, TAUPE,165-017	FAB6083
STRATA, CLIFF,164-010	FAB9261



Ganging Bracket



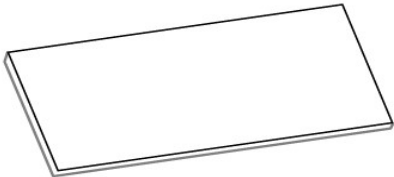
Brace



- Ganging Bracket used to connect Credenzas, Wardrobes, Laterals and Bookcases
- Brace used to connect and stabilize Upper Shelving Units to Base

Product Number	Description	Price	Product Specifications	Weight LB
BKT969	Ganging Bracket (2 per order, includes Thumb Screws. To connect ganged units)	\$	Inside Dimensions: 1.625 (accommodates 2 - .625" panels)	1
BKT1983	Brace (2 per order, includes Mounting Screws. To connect/ stabilize units)	\$	Width: .75" Length: 3"	1

\* Order separately if needed. Contact your OFG sales representative for more details on which products include this hardware.



- Non-handed/ reconfigurable
- Field replaceable components
- 32mm fabrication system ensures precision construction and assembly
- Engineered wood substrate (3/4" panels)

Product Number	Description	Price	Product Specifications			
			Overall Dimensions			Weight
			W	D	H	
R16SHELFUS	Shelf (for 16"W Upper Shelves)	\$	14.5"	13.5"	0.75"	3
R18SHELFUS	Shelf (for 18"W Upper Shelves, Open)	\$	16.5"	13.5"	0.75"	3
R16SHELF	Shelf (for 16"W Credenza Base)	\$	14.5"	22.5"	0.75"	3
RSHELFSS	Shelf (for 24"D Side Shelving)	\$	22.5"	15.5"	0.75"	4
RSHELFWR	Shelf (for 18"W Wardrobe/Storage Cabinet)	\$	16.5"	22.5"	0.75"	3
R36SHELFUS	Shelf (for 36"W Upper Shelves)	\$	34.5"	13"	0.75"	6
RSHELFBK	Shelf (for 36"W Bookcase)	\$	34.5"	15"	0.75"	4
R36SHELF	Shelf (for 36"W Credenza Base)	\$	34.5"	22.5"	0.75"	6

NOTE: Includes 4 handing clips per shlef

Configuration

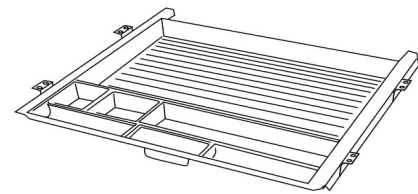
Product	Wood Veneer Finish		
R16SHELFUS	See p. 56 for Finish Details		
R18SHELFUS			
R16SHELF			
RSHELFSS	CH	MH	WN
RSHELFWR			
R36SHELFUS			
RSHELFBK			
R36SHELF			
	Cherry	Mahogany	Walnut



How to Order

Select the product number and then add the codes for the desired configuration. For Example:	
Product	R16SHELFUS
Wood Veneer Finish	MH
Product Order Code	
R16SHELFUS MH	

Center Drawer



44" LED Task Light

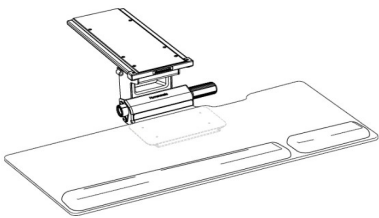


LED TASK LIGHT  
FEATURES

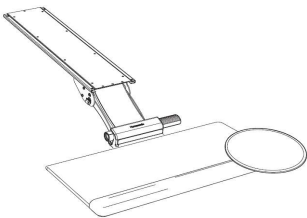
- Low voltage
- Integral dimmer control
- LEED credit eligibility
- Energy Star rated
- 6' power cord
- UL Listed

Product Number	Description	Price	Product Specifications			
			Overall Dimensions			Weight
			W	D	H	LB
HWS1170	Center Drawer, Black	\$	21"	19"	2"	11
TLELED44DMS	44" LED Task Light	\$	44"	2.5"	1"	24

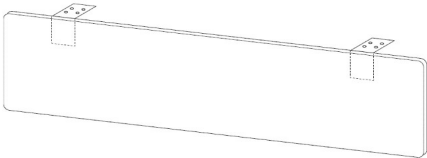
6G Float Keyboard



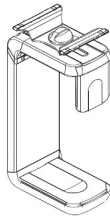
6G Keyboard



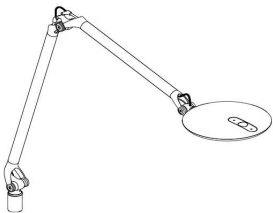
Acrylic Modesty Panel



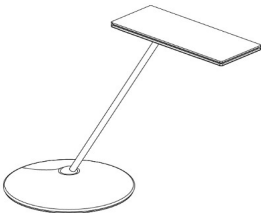
CPU Holder



Element Disc Light



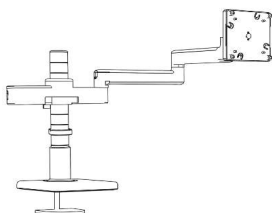
Horizon Light



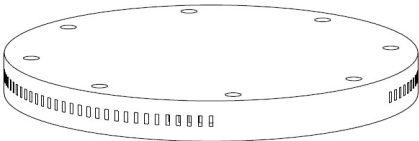
Nova Light



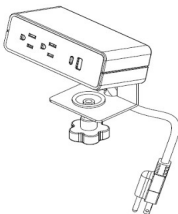
M/Flex Monitor Arms




NeatCharge Wireless Charging



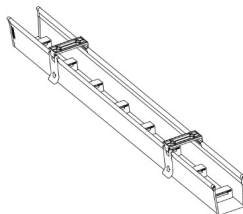
NeatHub Power Module



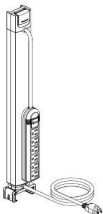
NeatLinks Cable Management



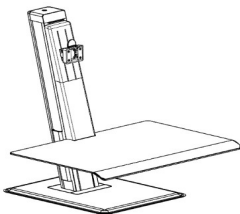
NeatTech Cable Management



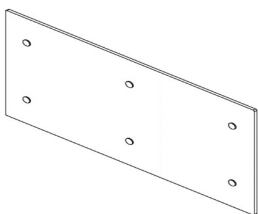
NeatUp Power Strip



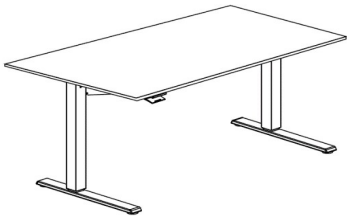
Quick Stand Eco Workstation



Universal Screen Modesty Panel



For Full Product Information and Pricing, See OFG Accessories Price List



Product Number	Price	Product Specifications			
		Width	Depth	Max Weight Load (LB)	Ship Weight
FW2448	\$	47"	23"	124	224
FW2454	\$	53"	23"	120	253
FW2460	\$	59"	23"	115	281
FW2466	\$	65"	23"	110	310
FW2472	\$	71"	23"	106	338

- Enables easy, one-hand counterbalance weight adjustment, and near-effortless height adjustment for ergonomic sit-stand usage through a unique counterbalance mechanism and weight indicator
- Sturdy base constructed of recyclable steel and aluminum; meets BIFMA load and capacity requirements
- Removable tension adjuster included
- Neatly “floats” into position when it’s release is engaged for weightless adjustment without force
- Provides an impressive 20" of near-effortless height adjustment (from 28" to 48")
- Supports up to 160 lb. (Including top)

Configuration

Product	Switch Position		Float Base Color			Caster/Glide Selection		Woodsurface Edge	
FW2448	R	L	See Finish Guide on p. 56 for details			C		See p. 56 for details	
FW2454									
FW2460									
FW2466									
FW2472	R	L	B	S	W	C	G	B	F
	Right	Left	Black	Silver	White	Casters	Glides	Baritone	Flat

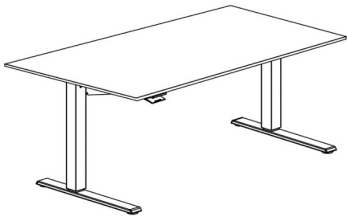
• Upgrade Option Available

Configuration

Wood Veneer Finish			Grommet Option *		* Grommet Details
See Finish Guide on p. 56 for details					If GR is selected, grommet will be matched to Float Base Color at an additional cost
CH	MH	WN	N	GR	White/Black: ● Silver : ●
Cherry	Mahogany	Walnut	No Grommet	Grommet	

How to Order

Select the product number and then add the codes for the desired configuration. For Example:	
Product	FW2448
Swith Position	R
Base Finish	W
Foot Option	G
Worksurface Edge	B
Wood Veneer Finish	MH
Grommet Option	GR
Product Order Code	
FW2448 R W G B MH GR	



Product Number	Price	Product Specifications			
		Width	Depth	Max Weight Load (LB)	Ship Weight
FW3048	\$	47"	29"	115	282
FW3054	\$	53"	29"	109	318
FW3060	\$	59"	29"	103	355
FW3066	\$	65"	29"	97	391
FW3068	\$	67"	29"	96	403
FW3072	\$	71"	29"	90	427

RELEVATE Product Features

- Enables easy, one-hand counterbalance weight adjustment, and near-effortless height adjustment for ergonomic sit-stand usage through a unique counterbalance mechanism and weight indicator
- Sturdy base constructed of recyclable steel and aluminum; meets BIFMA load and capacity requirements
- Removable tension adjuster included
- Neatly “floats” into position when it’s release is engaged for weightless adjustment without force
- Provides an impressive 20" of near-effortless height adjustment (from 28" to 48")
- Supports up to 160 lb. (Including top)

Configuration

Product	Switch Position		Float Base Color			Caster/Glide Selection		Woodsurface Edge	
FW3048	R	L	See Finish Guide on p. 56 for details			C		See p. 56 for details	
FW3054									
FW3060									
FW3066									
FW3068	Right	Left	B	S	W	Casters	Glides	B	F
FW3072			Black	Silver	White			Baritone	Flat

• Upgrade Option Available

Configuration

Wood Veneer Finish			Grommet Option *		* Grommet Details
See Finish Guide on p. 56 for details					If GR is selected, grommet will be matched to Float Base Color at an additional cost
CH	MH	WN	N	GR	White/Black: ●
Cherry	Mahogany	Walnut	No Grommet	Grommet	Silver : ●

How to Order

Select the product number and then add the codes for the desired configuration. For Example:	
Product	FW3048
Swith Position	L
Base Finish	W
Foot Option	G
Worksurface Edge	B
Wood Veneer Finish	MH
Grommet Option	GR
Product Order Code	
FW3048 L W B MH GR	



Product Number	Price	Product Specifications			
		Width	Depth	Max Weight Load (LB)	Ship Weight
FLEV2448	\$	47"	23"	194	224
FLEV2454	\$	53"	23"	194	253
FLEV2460	\$	59"	23"	195	281
FLEV2466	\$	65"	23"	207	310
FLEV2472	\$	71"	23"	212	338

- Enables easy, one-hand, effortless height adjustment for ergonomic sit/stand usage through an electronic drive mechanism
- eFloat Next Base Supports up to 250 lbs. (Including work surface)
- Sturdy base constructed of recyclable steel and aluminum; meets BIFMA load and capacity requirements
- 1-1/8" engineered wood substrate with durable highpressure laminate

Configuration

Product	Float Base Color			Caster/Glide Selection		Woodsurface Edge		Wood Veneer Finish		
FLEV2448	See Finish Guide on p. 56 for details					See p. 56 for details		See Finish Guide on p. 56 for details		
FLEV2454										
FLEV2460										
FLEV2466										
FLEV2472	B	S	W	C	G	B	F	CH	MH	WN
	Black	Silver	White	Casters	Glides	Baritone	Flat	Cherry	Mahogany	Walnut

• Upgrade Option Available

Configuration

Table Base Height		Grommet Option *		Switch Position	
ST	EX	N	GR	R	L
Standard Height	Extended Height	No Grommet	Grommet	Right	Left

* Grommet Details
If GR is selected, grommet will be matched to Float Base Color at an additional cost
White/Black: ● Silver : ●

How to Order

Select the product number and then add the codes for the desired configuration. For Example:	
Float Base Color	FLEV2448
Base Finish	W
Foot Option	G
Worksurface Edge	B
Wood Veneer Finish	MH
Base Height	ST
Grommet Option	GR
Swith Position	R
Product Order Code	
FLEV2448 W G B MH ST GR R	



- Enables easy, one-hand, effortless height adjustment for ergonomic sit/stand usage through an electronic drive mechanism
- eFloat Next Base Supports up to 250 lbs. (Including work surface)
- Sturdy base constructed of recyclable steel and aluminum; meets BIFMA load and capacity requirements
- 1-1/8" engineered wood substrate with durable highpressure laminate

Product Number	Price	Product Specifications			
		Width	Depth	Max Weight Load (LB)	Ship Weight
FLEV3048	\$	47"	29"	212	282
FLEV3054	\$	53"	29"	219	318
FLEV3060	\$	59"	29"	222	355
FLEV3066	\$	65"	29"	220	391
FLEV3072	\$	67"	29"	220	403

Configuration

Product	Float Base Color			Caster/Glide Selection		Woodsurface Edge		Wood Veneer Finish		
FLEV3048	See Finish Guide on p. 56 for details					See p. 56 for details		See Finish Guide on p. 56 for details		
FLEV3054										
FLEV3060										
FLEV3066										
FLEV3072	B	S	W	C	G	B	F	CH	MH	WN
	Black	Silver	White	Casters	Glides	Baritone	Flat	Cherry	Mahogany	Walnut

• Upgrade Option Available

Configuration

Table Base Height		Grommet Option *		Switch Position	
ST	EX	N	GR	R	L
Standard Height	Extended Height	No Grommet	Grommet	Right	Left

* Grommet Details
If GR is selected, grommet will be matched to Float Base Color at an additional cost
White/Black: ● Silver : ●

How to Order

Select the product number and then add the codes for the desired configuration. For Example:	
Product	FLEV3048
Base Finish	W
0	G
Worksurface Edge	B
Wood Veneer Finish	MH
Base Height	ST
Grommet Option	GR
Swith Position	R
Product Order Code	
FLEV3048 W G B MH ST GR R	



Relevate • Finishes

WOOD VENEER FINISH

Cherry (CH)



Mahogany (MH)




Walnut (WN)



METAL BASE POWDER COAT


Black (27)



Starlight Silver (34)



White (W)



Only available on Manual and eFloat tables

TRIM EDGE STYLE (Only available on Manual and eFloat tables)

Flat (F)



Baritone (B)

