

Opus Filing & Storage Spec Guide



# Contents

All dimensions listed herein are nominal.  
Actual dimensions have been rounded to the  
nearest  $\frac{1}{32}$  inch.

## Standard Offering

<b>Opus Group Offering</b>	Terms and Conditions	2
<b>Pedestals</b> Configurations to suit virtually any filing requirement. Internal components available to customize product to suit individual needs.	General Information	3
	Dimensions	4
	Mobile and Freestanding Units	5
	Hanging Units	6
	Worksurface-Supporting Units	7
<b>Radius Front Pedestals</b>	General Information	9
	Mobile and Freestanding Units	10
	Pedestal Accessories	11
<b>Lateral Files &amp; Storage Cabinets</b> For standard filing and storage requirements. Includes all required accessories. Simple file specifications. One number specifies entire unit and internal components.	General Information	13
	Dimensions	14
	12" Drawer Units	15
	Storage Cabinet	15
	Laminate File Tops	16
	Lateral File Accessories	17
<b>Vertical Files</b>	General Information	19
	Letter and Legal Size Files	20
<b>Bookcases</b>	General Information	21
	Dimensions	22
	12", 15", and 18" Deep	23
<b>Kiosks</b>	General Information	25
	Kiosks	26

## Terms of Sale

### The Customer Service Center

Contact the UNICOR OFG Customer Service Center for any questions or assistance regarding the information in this price list. Our business hours are 7:30 AM to 5:45 PM (EST), Monday through Friday (excluding federal holidays). Our phone number is (800) 827-3168.

### Order Acknowledgment

UNICOR OFG acknowledges every order. Orders are accepted, filled, and invoiced based on the information in this written order-confirmation. UNICOR/OFG contracts with a third party for services and installation in support of its product(s) on the customer's behalf. Services and installation represent a separate portion of the customer's agreement. Billing will be invoiced upon shipping of product. All other services rendered are subject to payment at completion of each phase, when signed off by the customer. Payment for services and installation is due and payable upon completion of the support services. Should you note any discrepancy, please advise immediately.

Your order acknowledgment indicates a due date when your products will arrive. In the event your products are manufactured earlier than scheduled, we will ship them upon completion, providing that your purchase order states "Early Shipments Authorized."

### Order Modifications

Modification to your purchase order will be accepted up to 6 weeks prior to the due date indicated on your order acknowledgment. However, if the revision results in a change in product availability, a new due date may be set by UNICOR/OFG. Such due date adjustment may be for your full purchase order, whether or not the specifications of all line-items on it are modified. All purchase order modifications are acknowledged in writing, including the annotation of any adjusted due date(s).

Changes requested after we obtain materials for your order may be subject to an upcharge. Confirmation of your order modification will note any such additional charge(s).

### Standard Lead Time

Typical lead time for seating product delivery is 45 days after receipt of your order. However, volume orders having optional finishes or fabrics may take longer, and therefore have an extended due date on your order acknowledgment.

### Product Delivery and Pricing

We take both FOB Origin and FOB Destination orders. All products are shipped via ground transportation.

On FOB Origin orders, title/product-responsibility passes to the customer at the time of shipment. You may arrange your own transportation on FOB Origin orders, coordinating with FPI accordingly. Otherwise, your order will be shipped by common carrier at your expense.

On FOB Destination orders, title/ product-responsibility passes to the customer upon delivery to the dock of the designated point-of-delivery.

Freight charges are included in the product prices listed in the FOB Destination column of this price list.

Contact your local UNICOR OFG Sales Representative for destination prices where none are given. Such destination pricing for delivery outside the continental U.S. must be negotiated based on the freight rates at the time of shipment.

Destination price is the cost of product direct to your loading dock. (NOTE: Freight charges for shipments to Alaska, Hawaii, and overseas destinations are estimated at time of order placement. We will contact you once we obtain a freight quote from our carrier to obtain approval of charges before shipping).

Installed Price includes installation plus removal of all packing material and trash. (NOTE: If total value at installation prices is under \$1,500, an additional charge may be added to cover the cost of installation).

Services, such as space-planning/design, storage, inside-delivery and installation is not addressed as part of this price list. Contact your local UNICOR OFG Sales Representative for such service-fee quotations. To locate your local UNICOR OFG Sales Representative, go online to [unicor.gov/OFGSalesReps.aspx](http://unicor.gov/OFGSalesReps.aspx)

### Product Pricing Discount

Contact your local UNICOR OFG Sales Representative for any special agency pricing or volume discounts. To locate your local UNICOR OFG Sales Representative, go online to [unicor.gov/OFGSalesReps.aspx](http://unicor.gov/OFGSalesReps.aspx)

### Special Packaging

Standard packaging varies per individual product. UNICOR OFG will accommodate your special packaging requests, however, an upcharge may apply. Contact the Customer Service Center for more information.

### Shipment Claims

UNICOR OFG products are packed to comply with carrier requirements. All shipments should be inspected by the consignee before acceptance.

The delivering carrier should be requested to record any damage or shortage of items shipped. If any shortages are discovered, please also notify UNICOR OFG Customer Service Center immediately.

Shipping damage and shortage claims must be filed with the carrier within 7 days of delivery. This applies to both FOB Destination and FOB Origin shipments. Carrier liability ends after 15 days for shipping damages or shortages.

### Concealed Damage Claims

Claims for concealed damages must be filed with the carrier within 7 days after the delivery of goods. This applies to both FOB Destination and FOB Origin shipments. Carrier liability ends after 15 days for concealed damages.

Neither UNICOR nor the carrier will be responsible for concealed damages if shipments are left unopened and/or claims are not filed with 15 days.

### Product Storage

If necessary, UNICOR OFG will store products at the factory at no expense to you for a period not to exceed 30 days, if available. Such storage is predicated on the availability of our warehouse space at the time of need.

If UNICOR OFG storage space is not available, or if you require storage in excess of 30 days, we will assist you in finding commercial storage alternatives at current market rates, at your expense.

### Customer-Delayed Deliveries

Please notify in writing the Customer Service Center at least 2 weeks prior to the confirmed due date when you cannot receive delivery of goods by that scheduled due date. We will delay the delivery at your request. However, after 30 days of such delay, you will be invoiced for the subject products whether or not delivery is extended beyond this first 30 days.

UNICOR OFG may allow up to 2 weeks for shipping. Therefore, if you do not request delayed delivery at least 2 weeks prior to the confirmed due date for arrival of your shipment, you may incur additional handling costs.

UNICOR OFG will bill you for such handling costs if you refuse receipt of the goods, or request delayed shipment in less than 2 weeks prior to the due date on your order acknowledgment.

### Product Returns

All product returns must be coordinated in advance with the Customer Service Center. Additionally, all freight or express service charges must be prepaid on return shipments. Product returns may be subject to your being invoiced for additional handling/restocking fees. UNICOR/OFG will determine and notify you of such charges upon receipt and inspection of the returned goods.

### Order Status

Call the Customer Service Center (1-800-827-3168) to obtain status of your order during order processing or the production and shipment/delivery of goods. We will give you the status based on your purchase order number and/or the UNICOR OFG work order number on your order acknowledgment.

You may also access your order status by clicking on the customer service icon on our website at [www.unicor.gov](http://www.unicor.gov)

### Invoice Payment

Payments from government agencies should be addressed to:

UNICOR - FPI  
P.O. Box 371736  
Pittsburgh PA 15252-7736

Payments from third-party or private sector companies should be addressed to:

UNICOR - LEX  
Accounts Receivable  
P.O. Box 11670  
Lexington KY 40583-3640

All general billing or specific invoice questions should be directed to the

UNICOR Customer Service Center  
1-800-827-3168

### Product Warranty

UNICOR guarantees all furniture products to be free from defect in materials and workmanship. This guarantee applies to the original purchaser of the item and is in effect upon receipt of the item. UNICOR reserves the right to determine whether a UNICOR furniture product is defective in material or workmanship, and whether the below-listed exceptions to the warranty apply. Should UNICOR determine that a UNICOR furniture product is defective in material or workmanship, and no exceptions to the warranty apply, UNICOR will then, at its option, apply one of the following remedies:

1. Issue replacement parts only.
2. Determine that replacement parts and more significant labor may be required, and repair the item.
3. Replace the item.

While we stand behind our commitment to provide the highest quality standards, there is a life expectancy of products based upon normal use, defined as being 40 hours per week by individuals weighing 250 lbs. or less (unless otherwise indicated) and not subjected to abuse, misuse or damage resulting from chemical or environmental exposure. Warranty periods are measured from date of delivery and or installation.

### Warranty Exceptions:

**a. Missing Products**  
Delivery shortages and incorrect shipments must be reported within 15 days of the shipping date.

### b. Abuse or Misuse of Products

While we stand behind our commitment to provide the highest quality standards, products have a life expectancy based on normal use. The Product Warranty does not apply to products subject to abuse, misuse, neglect, alteration, improper or unreasonable use or maintenance, negligence, accident, or exposure to inclement weather conditions.

### c. Obsolete products with remaining warranty

For furniture items that are no longer in production or their parts are no longer commercially available to support repair or replacement of in warranty items, customers will be offered either a replacement item or a discount toward the purchase of a comparable item.

*Products have the following warranty, unless otherwise specified in the purchasing agreement:*

### CASEGOODS

**High wear components** such as casters, glides, plastic components and locking mechanisms are warranted for 10 years after the date of shipment to original owner.

# The Opus Group Pedestals

## General Information

### SEATING

**High wear components** such as casters, self-skinned urethane parts, plastic shells and gas cylinders are warranted for 10 years after date of shipment to original owner.

**Seating control mechanisms** are warranted for 10 years after shipment to the original owner.

**Fabric and leather** are warranted for 5 years under normal use and maintenance after shipment to original owner.

### SYSTEMS

**High wear components** such as slides and locking mechanisms are warranted for 10 years after date of shipment to original owner.

**Electrical components** are warranted for 10 years from the date of manufacture with exception of lamps and ballasts which are not warranted.

**Panel fabrics** are warranted for 5 years under normal use and maintenance to fading after date of shipment to original owner.

**Steel structure** components are warranted against defects for 5 years under normal use after date of shipment to original owner. Warranty does not apply to finishes.

### ERGONOMICS ACESORIES

**High wear components** such as gas cylinders are warranted for 10 years after date of shipment to original owner.

Any non-standard material (COM/COL materials) selected by the customer is not warranted. Neither does this warranty apply to damage resulting from accident, alteration or misuse, as well as scratches, fading and improper maintenance. OFG assumes no responsibility for product damage resulting from improper installation, user modification or damage resulting from chemical or environmental exposure.

Wood owes its inherent beauty to variations in color, grain and texture, and therefore these variations are not considered defects. OFG does not guarantee the exact matching of grain, pattern and color to all other office products.

We have taken great care to accurately photographically reproduce finishes for our samples. However, there may be variations between the photographic and actual finishes or fabrics. To ensure the fabric selection meets your expectations, please ask your OFG sales representative to provide a sample swatch prior to making your decision.

### LAMINATE SURFACES AND WOOD FINISHES

1 year warranty on **wood finishes, laminate self edges, veneer tops or molded edge tops**. Laminate and wood finishes are not warranted against the following:

- Damage resulting from unusual environmental conditions (extreme climate, acids and moisture)
- Damage resulting from prolonged exposure to UV light
- Damage resulting from abrasive cleaners
- Damage resulting from improper storage

### Labor and Servicing

**Labor and servicing** cost are covered for 1 year from the shipping date to the original owner.

UNICOR reserves the right to request that the damaged product be returned prior to granting a remedy.

UNICOR offers no other warranty, either expressed or implied, including any warranty of merchantability or fitness for a particular purpose. UNICOR shall not be liable for consequential or incidental damages arising from any product defect.

To initiate a warranty claim, you may call or email Customer Service Center at:

- Phone: 1-800-827-3168
- Email: unicorcustomerservice@usdoj.gov

### COM Fabric Requirements

All fabric or upholstery must be approved prior to acceptance of an order. Upon approval a memo sample swatch must accompany the order. UNICOR/OFG assumes no responsibility for wear or defects of performance of any COM or COL supplied by sources other than OFG.

Use of COM as panel fabrics require UL approval and must be tested for approval prior to acceptance of an order. UNICOR/OFG will require three yards of the actual panel fabric to be tested prior to quoting.

All COM fabric or upholstery must be received in continuous linear yards. UNICOR/OFG requires a 5-10% overage clause to insure appropriate amount of coverage.

### COM Material Acceptance

UNICOR/OFG reserves the right to reject COM fabrics or upholstery that are not suitable for the intended application. Customer selecting any COM or COL takes responsibility of performance of the supplied product.

### GENERAL INFORMATION

Pedestals are available in sizes and drawer combinations to suit any personal storage requirement. Freestanding and mobile units are designed to fit below most worksurfaces. Hanging and worksurface supporting units are sized to fit under all UNICOR systems furniture.

### Preconfigured Units

To simplify the specification process, we offer preconfigured pedestals in the most popular sizes with the most popular internal components. These units are assembled using standard components.

### Height

Four pedestal styles are available. Heights include ¼" allowance for leveling glides fully recessed. Worksurface Supporting: 27½" Freestanding: 22¾", 25⅙" Mobile: 24¾", 27" Hanging: 19⅙", 22⅙".

### Depth

Products are available in three standard depths: 17½", 21½" and 27½".

### Width

All products are 15" wide.

### Drawer Dimensions

Refer to the illustrations on the next page for the range of drawer sizes and the height clearance of each.

### CONSTRUCTION AND STANDARD FEATURES

#### Basic Shell

Twenty-gauge steel body with 20-gauge steel top and box frame front and back uprights. Uprights are notched in 3" intervals for drawer suspension mounting.

#### Drawers

Fronts: Two-piece metal construction. Twenty-two gauge steel outer skin welded to 22-gauge inner liner. With full width inset pull. Drawer fronts overlap front of pedestal.

Three-inch (pencil) drawer: Single wall two-piece construction. Body 22-gauge; back 22-gauge. Operates on two section ¾ extension ball bearing suspension.

Six-inch (box) drawer; single wall two-piece construction. Body 22-gauge; back 22-gauge. Operates on two-section ¾ extension ball bearing suspension.

Twelve-inch file drawer: Single wall, two-piece construction. Front liner 20-gauge; body 22-gauge. Mounted on full extension slide arm suspensions.

#### Adjustable Glides

Freestanding and floor supporting pedestals include four glides, adjustable from outside the cabinet.

#### Counterbalance

Counterbalance weight is standard in certain mobile units and in all freestanding units.

#### Caster Kit

Consists of four twin-wheel hooded casters. Front two casters are locking; rear two casters are non-locking.

#### Locks

Locks are standard on all units. The lock is a high-security single-bit type. Units are standard with random keys in a range of 100 different numbers. Specific keying combinations are available at no additional charge. This information must be included with the order.

All locks have removable and interchangeable plugs. This feature provides for on-site custom keying. Locks can be supplied with the plugs installed or shipped separately. To order plugs for field installation, specify "lock plugs not installed" on order. Order must specify total quantity of specific key-numbered locks.

Example: 30 plugs:  
3 keyed alike  
10 keyed alike  
17 keyed alike

### Paint Finishes

All products are chemically etched prior to painting. This process enhances top coat bonding. The top coat is epoxy powder paint.

All inside and outside shell and drawer surfaces are painted with the same specified paint color.

Interior components and accessories are painted black. Mechanical components are black chrome-plated.

Colors shown in the current swatch card are standard and are available where specifications call for painted surfaces.

Black	27
Gray	29
Warm Gray	33
Sand	28
Lt. Tone	32
Starlight Silver	34
Cottonwood	35
COM	SP

### Special Paint Finishes

All special colors, including other manufacturers' standard enamel finishes, are available subject to the following conditions:

1. Two steel color chips (minimum 3"x 5") are required for color matching purposes. Paper samples are acceptable; however, a reasonable tolerance must be allowed when comparing the two variations.
2. All nonstandard colors are available at an up-charge and may be subject to extended lead times. Orders will not be processed until color match is approved. Verbal approval is accepted; however, written confirmation must follow. Contact your local OFG Sales Consultant.

# The Opus Group Pedestals

Dimensions

## Inside Dimensions of Drawers

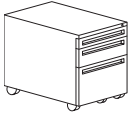
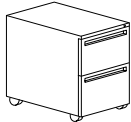
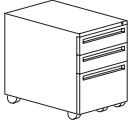
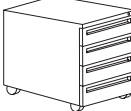
	17 $\frac{5}{8}$ "D PEDESTAL			21 $\frac{5}{8}$ "D PEDESTAL			27 $\frac{5}{8}$ "D PEDESTAL		
	W	D	H	W	D	H	W	D	H
3" Pencil	12 $\frac{1}{8}$ "	<b>16<math>\frac{1}{4}</math>"</b>	2 $\frac{3}{16}$ "	12 $\frac{1}{8}$ "	<b>19<math>\frac{1}{16}</math>"</b>	2 $\frac{3}{16}$ "	12 $\frac{1}{8}$ "	<b>25<math>\frac{1}{16}</math>"</b>	2 $\frac{3}{16}$ "
6" Box	12 $\frac{1}{8}$ "	<b>16<math>\frac{1}{4}</math>"</b>	5 $\frac{1}{8}$ "	12 $\frac{1}{8}$ "	<b>19<math>\frac{1}{16}</math>"</b>	5 $\frac{1}{8}$ "	12 $\frac{1}{8}$ "	<b>25<math>\frac{1}{16}</math>"</b>	5 $\frac{1}{8}$ "
12" File	12 $\frac{1}{8}$ "	<b>16<math>\frac{1}{4}</math>"</b>	11"	12 $\frac{1}{8}$ "	<b>18<math>\frac{1}{16}</math>"</b>	11"	12 $\frac{1}{8}$ "	<b>25<math>\frac{1}{16}</math>"</b>	11"

## Pedestal Heights and Depths

	Depths	Heights Including Glides	Heights Including Casters	Heights Without Glides/Casters
Freestanding	17 $\frac{5}{8}$ ", 21 $\frac{5}{8}$ ", 27 $\frac{5}{8}$ "	22 $\frac{3}{8}$ ", 25 $\frac{5}{16}$ "		
Mobile	17 $\frac{5}{8}$ ", 21 $\frac{5}{8}$ ", 27 $\frac{5}{8}$ "		24 $\frac{5}{8}$ ", 27 $\frac{9}{16}$ "	
Hanging	17 $\frac{5}{8}$ ", 21 $\frac{5}{8}$ ", 27 $\frac{5}{8}$ "			19 $\frac{3}{16}$ ", 22 $\frac{1}{8}$ ", 25 $\frac{1}{16}$ "
Worksurface Supporting	17 $\frac{5}{8}$ ", 21 $\frac{5}{8}$ ", 27 $\frac{5}{8}$ "	27 $\frac{1}{8}$ "		

# The Opus Group Pedestals

Mobile and Freestanding

Model	Feature	Dimensions			Model Number	Color	Weight
		W"	D"	H"			
 <p><b>Three Drawer File Pedestal</b></p> <ul style="list-style-type: none"> <li>• One 3" pencil drawer with tray</li> <li>• One 6" box drawer</li> <li>• One 12" file drawer</li> <li>• Counterbalance weight is included in freestanding units</li> <li>• A 5th wheel is included in mobile units</li> </ul>	<b>Mobile</b>	15	17 $\frac{5}{8}$	24 $\frac{5}{8}$	PEDMPPBF20	<input type="checkbox"/> <input type="checkbox"/>	111#
		15	21 $\frac{5}{8}$	24 $\frac{5}{8}$	PEDMPPBF24	<input type="checkbox"/> <input type="checkbox"/>	124
		15	27 $\frac{5}{8}$	24 $\frac{5}{8}$	PEDMPPBF30	<input type="checkbox"/> <input type="checkbox"/>	130
	<b>Freestanding</b>	15	17 $\frac{5}{8}$	22 $\frac{3}{8}$	PEDFPPBF20	<input type="checkbox"/> <input type="checkbox"/>	98
		15	21 $\frac{5}{8}$	22 $\frac{3}{8}$	PEDFPPBF24	<input type="checkbox"/> <input type="checkbox"/>	111
		15	27 $\frac{5}{8}$	22 $\frac{3}{8}$	PEDFPPBF30	<input type="checkbox"/> <input type="checkbox"/>	130
 <p><b>Two Drawer File Pedestal</b></p> <ul style="list-style-type: none"> <li>• Two 12" file drawers</li> <li>• Counterbalance weight is included in mobile and freestanding units</li> </ul>	<b>Mobile</b>	15	17 $\frac{5}{8}$	27 $\frac{5}{8}$	PEDMPFF20	<input type="checkbox"/> <input type="checkbox"/>	100
		15	21 $\frac{5}{8}$	27 $\frac{5}{8}$	PEDMPFF24	<input type="checkbox"/> <input type="checkbox"/>	114
		15	27 $\frac{5}{8}$	27 $\frac{5}{8}$	PEDMPFF30	<input type="checkbox"/> <input type="checkbox"/>	126
	<b>Freestanding</b>	15	17 $\frac{5}{8}$	25 $\frac{5}{16}$	PEDFPPFF20	<input type="checkbox"/> <input type="checkbox"/>	101
		15	21 $\frac{5}{8}$	25 $\frac{5}{16}$	PEDFPPFF24	<input type="checkbox"/> <input type="checkbox"/>	115
		15	27 $\frac{5}{8}$	25 $\frac{5}{16}$	PEDFPPFF30	<input type="checkbox"/> <input type="checkbox"/>	117
 <p><b>Three Drawer File Pedestal</b></p> <ul style="list-style-type: none"> <li>• Two 6" box drawers</li> <li>• One 12" file drawer</li> <li>• Counterbalance weight is included in freestanding units</li> <li>• A 5th wheel is included in mobile units</li> </ul>	<b>Mobile</b>	15	17 $\frac{5}{8}$	27 $\frac{5}{8}$	PEDMPBBF20	<input type="checkbox"/> <input type="checkbox"/>	106
		15	21 $\frac{5}{8}$	27 $\frac{5}{8}$	PEDMPBBF24	<input type="checkbox"/> <input type="checkbox"/>	109
		15	27 $\frac{5}{8}$	27 $\frac{5}{8}$	PEDMPBBF30	<input type="checkbox"/> <input type="checkbox"/>	120
	<b>Freestanding</b>	15	17 $\frac{5}{8}$	25 $\frac{5}{16}$	PEDFPBBF20	<input type="checkbox"/> <input type="checkbox"/>	107
		15	21 $\frac{5}{8}$	25 $\frac{5}{16}$	PEDFPBBF24	<input type="checkbox"/> <input type="checkbox"/>	121
		15	27 $\frac{5}{8}$	25 $\frac{5}{16}$	PEDFPBBF30	<input type="checkbox"/> <input type="checkbox"/>	130
 <p><b>Four Drawer Pedestal</b></p> <ul style="list-style-type: none"> <li>• Four 6" box drawers</li> <li>• Counterbalance weight is included in mobile and freestanding units</li> </ul>	<b>Mobile</b>	15	21 $\frac{5}{8}$	27 $\frac{5}{8}$	PEDMPBBB24	<input type="checkbox"/> <input type="checkbox"/>	131
						<input type="checkbox"/> <input type="checkbox"/>	

A

B

## HOW TO BUILD A MODEL NUMBER

**A** Select basic model.

**B** Select paint finish.

Black	27
Gray	29
Warm Gray	33
Sand	28
Lt. Tone	32
Starlight Silver	34
Cottonwood	35
COM	SP

## INFORMATION

### Lock

All units include a lock. Keying is random unless otherwise specified at time of order entry.

### Accessories

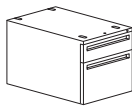
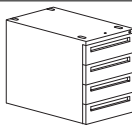
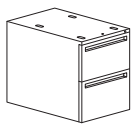
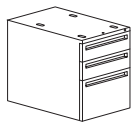
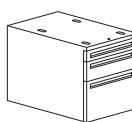
See page 11 for accessories.

### Height

All freestanding pedestals include  $\frac{1}{8}$ " allowance for glides in recessed position. Mobile pedestals include  $2\frac{5}{16}$ " allowance for casters.

# The Opus Group Pedestals

Hanging

Model	Feature	Dimensions			Model Number	Color	Weight
		W"	D"	H"			
 <b>Two Drawer File Pedestal</b> • One 6" box drawer • One 12" file drawer with hanging folder partition	Hanging	15	21 $\frac{5}{8}$	19 $\frac{3}{16}$	PEDHPPBF24	<input type="checkbox"/> <input type="checkbox"/>	70#
		15	27 $\frac{5}{8}$	19 $\frac{3}{16}$	PEDHPPBF30	<input type="checkbox"/> <input type="checkbox"/>	76
 <b>Four Drawer File Pedestal</b> • Four 6" box drawers	Hanging	15	21 $\frac{5}{8}$	25 $\frac{1}{16}$	PEDHPBBBB24	<input type="checkbox"/> <input type="checkbox"/>	130
 <b>Two Drawer File Pedestal</b> • Two 12" file drawers	Hanging	15	21 $\frac{5}{8}$	25 $\frac{1}{16}$	PEDHPPF24	<input type="checkbox"/> <input type="checkbox"/>	74
		15	27 $\frac{5}{8}$	25 $\frac{1}{16}$	PEDHPPF30	<input type="checkbox"/> <input type="checkbox"/>	80
 <b>Three Drawer File Pedestal</b> • Two 6" box drawers • One 12" file drawer	Hanging	15	21 $\frac{5}{8}$	25 $\frac{1}{16}$	PEDHPBBF24	<input type="checkbox"/> <input type="checkbox"/>	90
		15	27 $\frac{5}{8}$	25 $\frac{1}{16}$	PEDHPBBF30	<input type="checkbox"/> <input type="checkbox"/>	130
 <b>Three Drawer Pedestal</b> • One 3" pencil drawer with tray • One 6" box drawer • One 12" file drawer	Hanging	15	21 $\frac{5}{8}$	22 $\frac{1}{8}$	PEDHPPBF24	<input type="checkbox"/> <input type="checkbox"/>	79
		15	27 $\frac{5}{8}$	22 $\frac{1}{8}$	PEDHPPBF30	<input type="checkbox"/> <input type="checkbox"/>	130

A

B

## HOW TO BUILD A MODEL NUMBER

A Select basic model.

B Select paint finish.

Black	27
Gray	29
Warm Gray	33
Sand	28
Lt. Tone	32
Starlight Silver	34
Cottonwood	35
COM	SP

## INFORMATION

### Lock


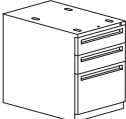
All units include a lock. Keying is random unless otherwise specified at time of order entry.

### Accessories

See page 11 for accessories.

# The Opus Group Pedestals

Worksurface-Supporting

Model	Feature	Dimensions			Model Number	Color	Weight
		W"	D"	H"			
 <b>Two Drawer File Pedestal</b> <ul style="list-style-type: none"> <li>• Two 12" file drawers</li> <li>• Includes four leveling glides</li> </ul>	Supporting	15	21%	27 <sup>7</sup> / <sub>8</sub>	PEDWSPFF24	<input type="checkbox"/> <input type="checkbox"/>	68#
		15	27%	27 <sup>7</sup> / <sub>8</sub>	PEDWSPFF30	<input type="checkbox"/> <input type="checkbox"/>	115
 <b>Three Drawer File Pedestal</b> <ul style="list-style-type: none"> <li>• Two 6" box drawers</li> <li>• One 12" file drawer</li> <li>• Includes four leveling glides</li> </ul>	Supporting	15	21%	27 <sup>7</sup> / <sub>8</sub>	PEDWSPBBF24	<input type="checkbox"/> <input type="checkbox"/>	84
		15	27%	27 <sup>7</sup> / <sub>8</sub>	PEDWSPBBF30	<input type="checkbox"/> <input type="checkbox"/>	120

**A**

**B**

## HOW TO BUILD A MODEL NUMBER

**A** Select basic model.

**B** Select paint finish.

Black	<b>27</b>
Gray	<b>29</b>
Warm Gray	<b>33</b>
Sand	<b>28</b>
Lt. Tone	<b>32</b>
Starlight Silver	<b>34</b>
Cottonwood	<b>35</b>
COM	<b>SP</b>

## INFORMATION


### Lock

All units include a lock. Keying is random unless otherwise specified at time of order entry.

### Accessories

See page 11 for accessories.





# The Opus Group Radius Front Pedestals

## General Information

### GENERAL INFORMATION

UNICOR Radius pedestals are available in sizes and drawer combinations to suit any personal storage requirement. Radius pedestals differ from standard Opus pedestals with  $\frac{5}{8}$ " radiused front edges. Freestanding and mobile units are designed to fit below most worksurfaces. Hanging units are sized to fit under all UNICOR systems furniture.

#### Preconfigured Units

To simplify the specification process, UNICOR offers preconfigured pedestals in the most popular sizes with the most popular internal components. These units are assembled using standard components.

#### Height

Four pedestal styles are available. Heights include  $\frac{1}{4}$ " allowance for leveling glides fully recessed. Freestanding: 22 $\frac{1}{4}$ ", 25 $\frac{3}{16}$ " Mobile: 24 $\frac{5}{8}$ ", 27 $\frac{5}{8}$ " Hanging: 19 $\frac{3}{16}$ ", 22 $\frac{1}{8}$ ", 25 $\frac{1}{16}$ ".

#### Depth

Products are available in three standard depths: 17 $\frac{5}{8}$ ", 21 $\frac{5}{8}$ " and 27 $\frac{5}{8}$ ".

#### Width

All products are 15" wide.

#### Drawer Dimensions

Refer to the illustrations for the range of drawer sizes and the height clearance of each.

### CONSTRUCTION AND STANDARD FEATURES

#### Basic Shell

Twenty-gauge steel body with 18- and 20-gauge steel top and box frame front and back uprights. Uprights are notched in 3" intervals for drawer suspension mounting.

#### Drawers

Fronts: Two-piece metal construction. 22-gauge steel outerskin welded to 22-gauge inner liner. With full width inset pull. Drawer fronts overlap front of pedestal.

Three-inch (pencil) drawer: Single wall two-piece construction. Body 22-gauge; back 22-gauge. Operates on two section  $\frac{3}{4}$  extension ball bearing suspension.

Six-inch (box) drawer; single wall two-piece construction. Body 22-gauge; back 22-gauge. Operates on two-section  $\frac{3}{4}$  extension ball bearing suspension.

#### Adjustable Glides

Freestanding and floor supporting pedestals include four glides, adjustable from outside the cabinet. Standard glides provide  $\frac{7}{8}$ " adjustment.

#### Counterbalance

Counterbalance weight is standard in all mobile units and in all freestanding units.

#### Caster Kit

Consists of four twin-wheel hooded casters. Front two casters are locking; rear two casters are non-locking.

#### Locks

Locks are standard on all units. The lock is a high-security single-bit type. Units are standard with random keys in a range of 100 different numbers. Specific keying combinations are available at no additional charge. This information must be included with the order.

Additional series locks are available at \$10 list price. Please contact the Customer Service Department. Locks can be master keyed. Master keys are available at \$30 list price.

All locks have removable and interchangeable plugs. This feature provides for onsite custom keying. Locks can be supplied with the plugs installed or shipped separately. To order plugs for field installation, specify "lock plugs not installed" on order. Order must specify total quantity of specific key-numbered locks.

Example: 30 plugs:  
3 keyed alike  
10 keyed alike  
17 keyed alike

### Paint Finishes

All products are chemically etched prior to painting. This process enhances top coat bonding. The top coat is epoxy powder paint.

All inside and outside shell and drawer surfaces are painted with the same specified paint color.

Interior components and accessories are painted black. Mechanical components are black chrome-plated.

Colors shown in the current swatch card are standard and are available where specifications call for painted surfaces.

Black	<b>27</b>
Gray	<b>29</b>
Warm Gray	<b>33</b>
Sand	<b>28</b>
Lt. Tone	<b>32</b>
Starlight Silver	<b>34</b>
Cottonwood	<b>35</b>
COM	<b>SP</b>

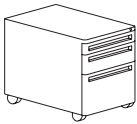
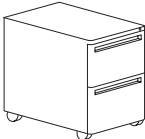

### Special Paint Finishes

All special colors, including other manufacturers' standard enamel finishes, are available subject to the following conditions:

1. Two steel color chips (minimum 3"x 5") are required for color matching purposes. Paper samples are acceptable; however, a reasonable tolerance must be allowed when comparing the two variations.
2. All nonstandard colors are available at an up-charge and may be subject to extended lead times. Orders will not be processed until color match is approved. Verbal approval is accepted; however, written confirmation must follow. Contact Customer Service at 800-827-3168.

# The Opus Group Radius Front Pedestals

Mobile and Freestanding

Model	Feature	Dimensions			Model Number	Color	Weight	
		W"	D"	H"				
 <p><b>Pedestal</b></p> <ul style="list-style-type: none"> <li>• One 3" pencil drawer with tray</li> <li>• One 6" box drawer</li> <li>• One 12" file drawer</li> <li>• Counterbalance weight included in mobile unit</li> <li>• Counterbalance weight recommended when freestanding unit is not under worksurface</li> <li>• Lock included</li> </ul>	<b>Mobile</b>	15	21 $\frac{1}{2}$	24 $\frac{5}{8}$	PEDMPPBF24RF	<input type="checkbox"/>	107#	
		15	27 $\frac{1}{2}$	24 $\frac{5}{8}$	PEDMPPBF30RF	<input type="checkbox"/>	130	
	<b>Freestanding</b>	15	21 $\frac{1}{2}$	22 $\frac{1}{4}$	PEDFPPBF24RF	<input type="checkbox"/>	119	
		15	27 $\frac{1}{2}$	22 $\frac{1}{4}$	PEDFPPBF30RF	<input type="checkbox"/>	130	
	 <p><b>Pedestal</b></p> <ul style="list-style-type: none"> <li>• Two 12" file drawers</li> <li>• Counterbalance weight included in mobile unit</li> <li>• Counterbalance weight recommended when freestanding unit is not under worksurface</li> <li>• Lock included</li> </ul>	<b>Mobile</b>	15	21 $\frac{1}{2}$	27 $\frac{5}{8}$	PEDMPFF24RF	<input type="checkbox"/>	122
			15	27 $\frac{1}{2}$	27 $\frac{5}{8}$	PEDMPFF30RF	<input type="checkbox"/>	134
<b>Freestanding</b>		15	21 $\frac{1}{2}$	25 $\frac{5}{16}$	PEDFPFF24RF	<input type="checkbox"/>	123	
		15	27 $\frac{1}{2}$	25 $\frac{5}{16}$	PEDFPFF30RF	<input type="checkbox"/>	125	
 <p><b>Pedestal</b></p> <ul style="list-style-type: none"> <li>• Two 6" box drawers</li> <li>• One 12" file drawer</li> <li>• Counterbalance weight included in mobile unit</li> <li>• Counterbalance weight recommended when freestanding unit is not under worksurface</li> <li>• Lock included</li> </ul>		<b>Mobile</b>	15	21 $\frac{1}{2}$	27 $\frac{5}{8}$	PEDMPBBF24RF	<input type="checkbox"/>	117
			15	27 $\frac{1}{2}$	27 $\frac{5}{8}$	PEDMPBBF30RF	<input type="checkbox"/>	128
	<b>Freestanding</b>	15	21 $\frac{1}{2}$	25 $\frac{5}{16}$	PEDFPBBF24RF	<input type="checkbox"/>	129	
		15	27 $\frac{1}{2}$	25 $\frac{5}{16}$	PEDFPBBF30RF	<input type="checkbox"/>	130	

**A**

**B**

## HOW TO BUILD A MODEL NUMBER

**A** Select basic model.

**B** Select paint finish.

Black	27
Gray	29
Warm Gray	33
Sand	28
Lt. Tone	32
Starlight Silver	34
Cottonwood	35
COM	SP

## INFORMATION

### Lock

All units include a lock. Keying is random unless otherwise specified at time of order entry.

### Accessories

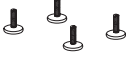

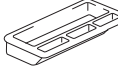
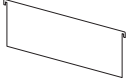
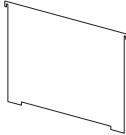
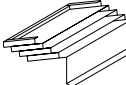
See page 11 for accessories.

### Height

All freestanding pedestals include  $\frac{1}{8}$ " allowance for glides in recessed position. Mobile pedestals include  $2\frac{3}{16}$ " allowance for casters.

# The Opus Group Pedestals

## Accessories

Model	Feature	Dimensions			Model Number	Color
		W"	D"	H"		
	<b>Glide Kit</b> <ul style="list-style-type: none"> <li>Adds ¼" – 1" to pedestal height</li> <li>Set of four</li> </ul>				PEDGLIDSET	<input type="checkbox"/> <input type="checkbox"/>
	<b>Caster Kit</b> <ul style="list-style-type: none"> <li>Converts freestanding pedestals to mobile units</li> <li>Adds 2⅞ inches to pedestal height</li> <li>Must use with counterbalance weight</li> <li>Set of four</li> </ul>		2⅞		PEDCASTERSET	<input type="checkbox"/> <input type="checkbox"/>
	<b>Pencil Tray</b> <ul style="list-style-type: none"> <li>For 3" pencil and 6" box drawers</li> <li>Black finish only</li> </ul>	12½	4	1	PTR0004	
	<b>6" Partition</b> <ul style="list-style-type: none"> <li>For 6" box drawers</li> <li>Black enamel finish only</li> <li>Sold in single units</li> </ul>	12½	4	¾	DIVIDER6	
	<b>Hanging Folder Partition</b> <ul style="list-style-type: none"> <li>For 12" (pedestal) file drawers</li> <li>Black enamel finish only</li> <li>Sold in single units</li> </ul>	12½	9	¾	DIVIDER12	
	<b>Diagonal Tray</b>				KP40275	<input type="checkbox"/> <input type="checkbox"/>

A

B

### HOW TO BUILD A MODEL NUMBER

A Select basic model.


B Select paint finish.

Black	27
Gray	29
Warm Gray	33
Sand	28
Lt. Tone	32
Starlight Silver	34
Cottonwood	35
COM	SP

### INFORMATION

#### Lock

All units include a lock. Keying is random unless otherwise specified at time of order entry.



# The Opus Group Lateral Files & Cabinet/File

## General Information

### GENERAL INFORMATION

Our lateral files are designed to efficiently accommodate virtually any filing and storage requirement.

#### Preconfigured Units

To simplify the specification process, we offer preconfigured files and storage cabinets in the most popular sizes with the most popular internal components. These units are assembled using standard components.

#### Depth

All lateral files and storage cabinets are 18" deep.

#### Width

Lateral files and storage cabinets are available in three standard widths: 30", 36" and 42" in most models.

#### Drawer Dimensions

Refer to the illustrations on the next page for the range of drawer sizes and the height clearance of each.

### CONSTRUCTION AND STANDARD FEATURES

#### Basic Shell

The shell is common to lateral file and storage cabinet units. Uprights are punched to accept interior components on 1½" centers. Uprights and top and bottom reinforcements are welded into rigid "boxframe." Constructed of 18- and 20-gauge steel. Seamless back and top with reinforced corners.

Illustrated shell heights include ½" for adjustable glide in recessed position.

#### Doors/Drawers

Drawer fronts: 20-gauge steel with full-width flush inset pull and label holder. Fronts are screw-mounted to roll-out shelves to build drawers. Roll-out shelf body: 22-gauge steel slotted on 1½" centers to accept dividers. Leading edge formed to provide pull; center section offset for additional strength. Shelf ends, 19-gauge steel, notched to accept hanging folder bars. Each roll-out shelf equipped with two heavy-duty, three-section, ball-bearing suspensions.

Components have been tested to accept loads of 125 lbs. This exceeds ANSI/BIFMA X5.9-2012 standards for lateral files.

Hinged door: 20-gauge steel, double-wall construction. Equipped with outward stop to prevent contact with adjacent cabinet and full height vertical flush inset pull.

#### Shelves

Blank shelf: 22-gauge steel, formed ¼" thick on front and back edges. Shelf offset along width to increase strength. Slotted on 1" increments to accept plate dividers.

#### Lateral files meet or exceed ANSI/BIFMA X5.9-2012 standards.

#### Receding Door

20-gauge steel with full-width flush inset pull and label holder. Doors have guiding mechanism fitted with nylon glides to prevent metal-to-metal contact and ensure effortless operation.

The diagrams on the following page identify various shelf and drawer combinations and related height clearances behind a receding door. The diagrams illustrate typical use. Additional interior options can be installed behind a receding door.

#### Note: Dimensions have been taken from the front raised edge of the roll-out shelf

#### Accessories

Plate dividers, 18-gauge steel, notched to lock into shelf.

Folder bars, 12-gauge steel, offset to maximize strength.

#### Adjustable Glides

Lateral files and storage cabinets are supplied with four adjustable glides. The glides can be adjusted from inside the cabinet using a ¼" hex socket wrench, or from outside the cabinet using a ⅞" wrench. Standard glides provide ¾" adjustment; longer glides are also available. Overall cabinet heights include the glide in its recessed position.

#### Locks

Locks are standard on all units. The lock is a high security, single bit type. Units are standard with random keys in a range of 100 different numbers. Specific keying combinations are available at no additional charge. This information must be included with the order. Locks can be master keyed.

All locks have removable and interchangeable plugs. This feature provides for onsite custom keying. Locks can be supplied with the plugs installed or shipped separately. To order plugs for field installation, specify "lock plugs not installed" on order. Order must specify total quantity of specific key-numbered locks.

Example: 30 plugs:  
3 keyed alike  
10 keyed alike  
17 keyed alike

#### Interlock Mechanisms

All lateral files are equipped with a unique patented interlock safety system which permits only one drawer to be opened at a time. The system is designed to reduce the risk of a stand alone unit tipping over.

#### Standard Paint Finishes

All products are chemically etched prior to painting. This process enhances top coat bonding. The top coat is a high solids epoxy enamel. The enamel is baked on to provide a scratch- and stain-resistant surface.

Interior components and accessories are black. Mechanical components are black chrome-plated.

Colors shown in the current swatch card are standard and are available where specifications call for painted surfaces.

Black	<b>27</b>
Gray	<b>29</b>
Warm Gray	<b>33</b>
Sand	<b>28</b>
Lt. Tone	<b>32</b>
Starlight Silver	<b>34</b>
Cottonwood	<b>35</b>
COM	<b>SP</b>

#### Special Paint Finishes

All special colors, including other manufacturers' standard enamel finishes, are available subject to the following conditions:

- Two steel color chips (minimum 3"x 5") are requested for color matching purposes. Paper samples are acceptable; however, a reasonable tolerance must be allowed when comparing the two variations.
- All nonstandard colors are available at an up-charge and may be subject to extended lead times. Orders will not be processed until color match is approved. Verbal approval is accepted; however, written confirmation must follow. Contact Customer Service at 800.827.3168.

### INSTALLATION

#### Caution Labels

Caution- and safety-related information is contained on a peel-off label affixed to the front of the cabinet. This label is to be removed by the customer.

Caution information is also permanently affixed to the left side of each drawer.

Both labels contain important installation and loading information.

#### Installation Information

Complete instructions on the proper installation and use of the files are provided in a Users Guide in each file shipped.

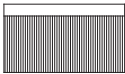
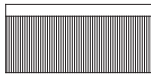










The instructions refer to correct methods of leveling, ganging and loading.

# The Opus Group Lateral Files & Cabinet/File


Dimensions

Inside Drawer and Shelf Dimensions*	30W x 18D Cabinet			36W x 18D Cabinet			42W x 18D Cabinet		
	W	D	H	W	D	H	W	D	H
12" Single Rollout Shelf	26 <sup>3</sup> / <sub>4</sub> "	15 <sup>7</sup> / <sub>8</sub> "	10 <sup>9</sup> / <sub>16</sub> "	32 <sup>3</sup> / <sub>4</sub> "	15 <sup>7</sup> / <sub>8</sub> "	10 <sup>9</sup> / <sub>16</sub> "	38 <sup>3</sup> / <sub>4</sub> "	15 <sup>3</sup> / <sub>4</sub> "	10 <sup>9</sup> / <sub>16</sub> "
12" Drawer	26 <sup>3</sup> / <sub>4</sub> "	15 <sup>7</sup> / <sub>8</sub> "	11 <sup>1</sup> / <sub>2</sub> "	32 <sup>3</sup> / <sub>4</sub> "	15 <sup>7</sup> / <sub>8</sub> "	11 <sup>1</sup> / <sub>2</sub> "	38 <sup>3</sup> / <sub>4</sub> "	15 <sup>3</sup> / <sub>4</sub> "	11 <sup>1</sup> / <sub>2</sub> "

\* Dimensions have been taken from the front raised edge of rollout shelf. The inside clear dimension wide approximately 1/2" greater.

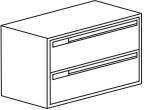
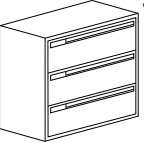
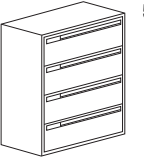
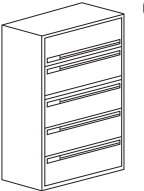
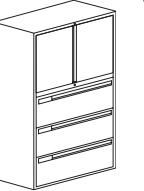
Hanging File Configurations		30W Cabinet		36W Cabinet		42W Cabinet	
		Accessories Required	Inches of filing space	Accessories Required	Inches of filing space	Accessories Required	Inches of filing space
Letter	side-to-side	(1) set type A	 26 <sup>3</sup> / <sub>4</sub>	(1) set type A	 32 <sup>3</sup> / <sub>4</sub>	(1) set type A	 38 <sup>3</sup> / <sub>4</sub>
	front-to-back	(1) set type A (2) set type K	 30 <sup>1</sup> / <sub>4</sub>	(1) set type A (2) set type K	 30 <sup>1</sup> / <sub>4</sub>	(1) set type A (3) set type K	 45 <sup>3</sup> / <sub>8</sub>
Legal	side-to-side	(1) set type A	 26 <sup>3</sup> / <sub>4</sub>	(1) set type A	 32 <sup>3</sup> / <sub>4</sub>	(1) set type A	 38 <sup>3</sup> / <sub>4</sub>
	front-to-back	(1) set type A (1) set type K	 25 <sup>1</sup> / <sub>8</sub>	(1) set type A (2) set type K	 30 <sup>1</sup> / <sub>4</sub>	(1) set type A (2) set type K	 37 <sup>1</sup> / <sub>4</sub>

**Inside Clear Dimensions of Shelf and Drawer Options**

	12" Rollout Shelf Behind Receding Door	Drawer
12"		 11 <sup>1</sup> / <sub>2</sub> "

# The Opus Group Lateral Files

## 12" Drawer Fronts

Model	Dimensions			Model Number	Color	Weight
	W	D	H			
 <p><b>27" File, 2 high</b></p> <ul style="list-style-type: none"> <li>Two 12" drawers with type-A folder bars</li> <li>Counterbalance weight is included.</li> </ul>	30"	18"	27"	LATFF230	<input type="checkbox"/> <input type="checkbox"/>	169#
	36"	18"	27"	LATFF236	<input type="checkbox"/> <input type="checkbox"/>	176
	42"	18"	27"	LATFF242	<input type="checkbox"/> <input type="checkbox"/>	198
 <p><b>39 1/4" File, 3 high</b></p> <ul style="list-style-type: none"> <li>Three 12" drawers with type-A folder bars</li> <li>Counterbalance weight is included.</li> </ul>	30"	18"	39 1/4"	LATFF330	<input type="checkbox"/> <input type="checkbox"/>	210
	36"	18"	39 1/4"	LATFF336	<input type="checkbox"/> <input type="checkbox"/>	213
	42"	18"	39 1/4"	LATFF342	<input type="checkbox"/> <input type="checkbox"/>	230
 <p><b>51 1/2" File, 4 high</b></p> <ul style="list-style-type: none"> <li>Four 12" drawers with type-A folder bars</li> <li>Counterbalance weight is included.</li> </ul>	30"	18"	51 1/2"	LATFF430	<input type="checkbox"/> <input type="checkbox"/>	230
	36"	18"	51 1/2"	LATFF436	<input type="checkbox"/> <input type="checkbox"/>	254
	42"	18"	51 1/2"	LATFF442	<input type="checkbox"/> <input type="checkbox"/>	278
 <p><b>65 9/32" File, 5 high</b></p> <ul style="list-style-type: none"> <li>One 12" receding door/rollout shelf with plate dividers</li> <li>One 1 1/2" tie bar</li> <li>Four 12" drawers with type-A folder bars</li> <li>Counterbalance weight is included.</li> </ul>	30"	18"	65 9/32"	LATFF530	<input type="checkbox"/> <input type="checkbox"/>	278
	36"	18"	65 9/32"	LATFF536	<input type="checkbox"/> <input type="checkbox"/>	300
	42"	18"	65 9/32"	LATFF542	<input type="checkbox"/> <input type="checkbox"/>	324
 <p><b>65 9/32" Cabinet/File</b></p> <ul style="list-style-type: none"> <li>Two 24" hinged doors insert with one blank shelf</li> <li>One 1 1/2" locking tie bar shelf</li> <li>One 1 1/2" posting shelf</li> <li>One 10 1/2" drawer with FBA folder bars</li> <li>Two 12" drawers with type-A folder bars for side-to-side filing</li> <li>Cabinet supplied with two locks; one lock controls hinged doors, other lock controls drawers, keyed-alike unless otherwise specified.</li> <li>Counterbalance weight included.</li> </ul>	30"	18"	65 9/32"	LATFFMP530	<input type="checkbox"/> <input type="checkbox"/>	264
	36"	18"	65 9/32"	LATFFMP536	<input type="checkbox"/> <input type="checkbox"/>	292
	42"	18"	65 9/32"	LATFFMP542	<input type="checkbox"/> <input type="checkbox"/>	303

A

B

### HOW TO BUILD A MODEL NUMBER

**A** Select basic model.

**B** Select paint finish.

Black	<b>27</b>
Gray	<b>29</b>
Warm Gray	<b>33</b>
Sand	<b>28</b>
Lt. Tone	<b>32</b>
Starlight Silver	<b>34</b>
Cottonwood	<b>35</b>
COM	<b>SP</b>

### INFORMATION

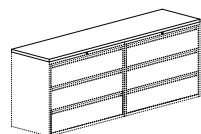
#### Lock

All units include a lock. Keying is random unless otherwise specified at time of order entry.



# The Opus Group Lateral Files

Laminate File Tops



## Laminate Tops for Lateral Files

- Constructed of particle board between laminate and backer with vinyl molding around the perimeter of the surface.
- Specify laminate and trim color.
- 60" to 84" top to place on two or three adjacent files.
- Mounting hardware not included; recommend 2-sided tape or self-drilling screws.

Model	Feature	Dimensions			Model Number	Trim Color	Laminate	Weight
		W	D	H				
	Fits one 30" wide lateral	30"	18"	1 1/4"	CIFFT1830	<input type="checkbox"/>	<input type="checkbox"/>	22
	Fits one 36" wide lateral	36"	18"	1 1/4"	CIFFT1836	<input type="checkbox"/>	<input type="checkbox"/>	26
	Fits one 42" wide lateral	42"	18"	1 1/4"	CIFFT1842	<input type="checkbox"/>	<input type="checkbox"/>	28
	Fits two 30" wide laterals	60"	18"	1 1/4"	CIFFT1860	<input type="checkbox"/>	<input type="checkbox"/>	32
	Fits one 30" & one 36" wide laterals	66"	18"	1 1/4"	CIFFT1866	<input type="checkbox"/>	<input type="checkbox"/>	36
	Fits two 36" or one 30" & one 42" laterals	72"	18"	1 1/4"	CIFFT1872	<input type="checkbox"/>	<input type="checkbox"/>	40
	Fits one 36" & one 42" wide laterals	78"	18"	1 1/4"	CIFFT1878	<input type="checkbox"/>	<input type="checkbox"/>	45
	Fits two 42" wide laterals	84"	18"	1 1/4"	CIFFT1884	<input type="checkbox"/>	<input type="checkbox"/>	50

A

B

C

## HOW TO BUILD A MODEL NUMBER

A Select basic model.

B Select trim color.

B = Black

G = Blue Grey

L = Light Tone

S = Sand



W = Warm Grey

C Select laminate color.

See Finish Options on OFG app.

# The Opus Group Lateral Files

## Lateral File Accessories

Model	Dimensions W" D" H"	Model Number
	<b>Plate Dividers</b> <ul style="list-style-type: none"> <li>• For 12", 13½" and 15" rollout shelves and drawers</li> <li>• Priced per set of three</li> <li>• Dark Tone enamel finish only</li> </ul>	CIFFFD3B
	<b>Hanging Folder Rails</b> <ul style="list-style-type: none"> <li>• Set of two allows one row of front-to-back filing</li> <li>• Available in black only</li> </ul>	CIFFHFR2B I A

### HOW TO BUILD A MODEL NUMBER

- A Select basic model.



# The Opus Group Vertical Files

## General Information

### GENERAL INFORMATION

Vertical files are available in sizes to suit virtually any paper storage requirements. 11" high drawers are available in combinations of 2, 3, 4 or 5 drawers. Vertical files are available in either 15" width for letter size paper, or 18" width for legal size paper. Drawers come preconfigured with either folder bars for hanging files, or compressor followers. If both accessories are desired in one drawer, order the unit with compressor followers, and separately order one set of folder bars for each drawer.

#### Preconfigured Units

To simplify the specification process, we offer preconfigured verticals in the most popular sizes with the most popular internal components. These units are assembled using standard components.

#### Height

Four vertical file heights are available. Heights include  $\frac{1}{8}$ " allowance for leveling glides fully recessed.

#### Depth

All vertical files are nominal 30" deep models. The actual depth is 27 $\frac{5}{8}$ ".

#### Width

Vertical files are available in 15" width for letter size paper or 18" for legal size paper.

### CONSTRUCTION AND STANDARD FEATURES

#### Basic Shell

The shell is a 20-gauge steel unit with four 18-gauge vertical uprights. The uprights are pierced to allow internal components to fit in precise positions.

#### Drawers

Drawer fronts are 22-gauge fronts and 22-gauge inner surfaces spot welded together to form a  $\frac{3}{4}$ " thick front. Fronts are screw mounted to roll out shelf bodies and feature a full width flush inset pull with a label holder.

The drawer body is 22-gauge formed steel that is punched to accept the option of either compressor follower mechanisms or hanging folder bars.

#### Suspensions

The three piece progressive action suspension assembly allows the back of the drawer to extend clear of the front face of the cabinet. The suspension features 116 hardened steel ball bearings per suspension.

#### Adjustable Glides

Vertical files are supplied with two adjustable glides near the front edge of the cabinet. The glides can be adjusted from inside the cabinet using either a straight blade screwdriver or a  $\frac{1}{4}$ " hex socket wrench, or outside using a  $\frac{7}{8}$ " wrench. Glides provide  $\frac{3}{4}$ " of adjustment.

#### Locks

Locks are standard on all units. The lock is a high security, single bit type. Units are standard with random keys in a range of 100 different numbers. Specific keying combinations are available at no additional charge. This information must be included with the order.

All locks have removable and interchangeable cores. This feature provides for onsite custom keying. Locks can be supplied with the cores installed or shipped separately. To order cores for field installation, specify "lock cores not installed" on order. Order must specify total quantity of specific key-numbered locks.

Example: 30 cores:  
3 keyed alike  
10 keyed alike  
17 keyed alike

#### Interlock Mechanisms

All vertical files are equipped with a unique patented interlock safety system which permits only one drawer to be opened at a time. The system is designed to reduce the risk of a stand alone unit tipping over.

### Paint Finishes

All products are chemically etched prior to painting. This process enhances top coat bonding. The top coat is a high solids modified polyester enamel. The enamel is baked on to provide a scratch- and stain-resistant surface.

Interior components and accessories are black.

Colors shown in the current swatch card are standard and are available where specifications call for painted surfaces.

Black	<b>27</b>
Gray	<b>29</b>
Warm Gray	<b>33</b>
Sand	<b>28</b>
Lt. Tone	<b>32</b>
Starlight Silver	<b>34</b>
Cottonwood	<b>35</b>
COM	<b>SP</b>

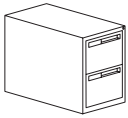

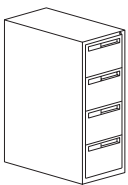
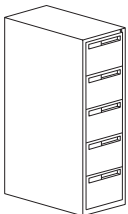
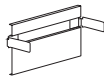
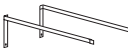
### Special Paint Finishes

All special colors, including other manufacturers' standard enamel finishes, are available subject to the following conditions:

1. Two steel color chips (minimum 3"x 5") are requested for color matching purposes. Paper samples are acceptable; however, a reasonable tolerance must be allowed when comparing the two variations.
2. All nonstandard colors, except metallic paints, are available at no up-charge, but may be subject to extended lead times. Orders will not be processed until color match is approved. Verbal approval is accepted; however, written confirmation must follow. Contact Customer Service at 800.827.3168.

# The Opus Group Vertical Files

Letter and Legal Size Files

Model	Feature	Accessory	Dimensions Model			Number	Color	Weight
			W"	D"	H"			
 <p><b>25<sup>3</sup>/<sub>4</sub>" High</b></p> <ul style="list-style-type: none"> <li>Two 11" drawers with either folder bars or compressor follower in each drawer.</li> </ul>	Letter	Compressor	15	27 <sup>5</sup> / <sub>8</sub>	25 <sup>3</sup> / <sub>4</sub>	VER15302DCF	<input type="checkbox"/>	98#
	Letter	Folder Bars	15	27 <sup>5</sup> / <sub>8</sub>	25 <sup>3</sup> / <sub>4</sub>	VER15302DFB	<input type="checkbox"/>	98
	Legal	Compressor	18	27 <sup>5</sup> / <sub>8</sub>	25 <sup>3</sup> / <sub>4</sub>	VER18302DCF	<input type="checkbox"/>	105
	Legal	Folder Bars	18	27 <sup>5</sup> / <sub>8</sub>	25 <sup>3</sup> / <sub>4</sub>	VER18302DFB	<input type="checkbox"/>	105
 <p><b>36<sup>7</sup>/<sub>8</sub>" High</b></p> <ul style="list-style-type: none"> <li>Three 11" drawers with either folder bars or compressor follower in each drawer.</li> </ul>	Letter	Compressor	15	27 <sup>5</sup> / <sub>8</sub>	36 <sup>7</sup> / <sub>8</sub>	VER15303DCF	<input type="checkbox"/>	126
	Letter	Folder Bars	15	27 <sup>5</sup> / <sub>8</sub>	36 <sup>7</sup> / <sub>8</sub>	VER15303DFB	<input type="checkbox"/>	126
	Legal	Compressor	18	27 <sup>5</sup> / <sub>8</sub>	36 <sup>7</sup> / <sub>8</sub>	VER18303DCF	<input type="checkbox"/>	136
	Legal	Folder Bars	18	27 <sup>5</sup> / <sub>8</sub>	36 <sup>7</sup> / <sub>8</sub>	VER18303DFB	<input type="checkbox"/>	136
 <p><b>48" High</b></p> <ul style="list-style-type: none"> <li>Four 11" drawers with either folder bars or compressor follower in each drawer.</li> </ul>	Letter	Compressor	15	27 <sup>5</sup> / <sub>8</sub>	48	VER15304DCF	<input type="checkbox"/>	150
	Letter	Folder Bars	15	27 <sup>5</sup> / <sub>8</sub>	48	VER15304DFB	<input type="checkbox"/>	150
	Legal	Compressor	18	27 <sup>5</sup> / <sub>8</sub>	48	VER18304DCF	<input type="checkbox"/>	169
	Legal	Folder Bars	18	27 <sup>5</sup> / <sub>8</sub>	48	VER18304DFB	<input type="checkbox"/>	169
 <p><b>59<sup>1</sup>/<sub>8</sub>" High</b></p> <ul style="list-style-type: none"> <li>Five 11" drawers with either folder bars or compressor follower in each drawer.</li> </ul>	Letter	Compressor	15	27 <sup>5</sup> / <sub>8</sub>	59 <sup>1</sup> / <sub>8</sub>	VER15305DCF	<input type="checkbox"/>	191
	Letter	Folder Bars	15	27 <sup>5</sup> / <sub>8</sub>	59 <sup>1</sup> / <sub>8</sub>	VER15305DFB	<input type="checkbox"/>	191
	Legal	Compressor	18	27 <sup>5</sup> / <sub>8</sub>	59 <sup>1</sup> / <sub>8</sub>	VER18305DCF	<input type="checkbox"/>	203
	Legal	Folder Bars	18	27 <sup>5</sup> / <sub>8</sub>	59 <sup>1</sup> / <sub>8</sub>	VER18305DFB	<input type="checkbox"/>	205
 <p><b>Compressor</b></p> <ul style="list-style-type: none"> <li>15" fits into any letter size drawer; 18" fits any legal size drawer.</li> <li>Dark tone enamel finish.</li> <li>Includes parts required for one drawer.</li> </ul>	Letter		15	1	7	CIV15CF	<input type="checkbox"/>	
	Legal		18	1	7	CIV18CF	<input type="checkbox"/>	
 <p><b>Folder Bars</b></p> <ul style="list-style-type: none"> <li>Fits any letter or legal size drawer.</li> <li>Dark tone enamel finish.</li> <li>Includes parts required for one drawer.</li> </ul>			1	26	9	CIV30FB	<input type="checkbox"/>	
							<input type="checkbox"/>	

A

B

## HOW TO BUILD A MODEL NUMBER

**A** Select basic model.

**B** Select paint finish.

Black	27
Gray	29
Warm Gray	33
Sand	28
Lt. Tone	32
Starlight Silver	34
Cottonwood	35
COM	SP

## INFORMATION

### Lock

All units include a lock. Keying is random unless otherwise specified at time of order entry.

# The Opus Group Bookcases

## General Information

### GENERAL INFORMATION

Bookcases have been designed to optimally store standard three-ring binders on **all** shelves. Shelves are adjustable on 1" increments to accommodate other media storage needs.

The units described on the following pages are to suit the most common storage requirements.

#### Height

Bookcases are available in four standard heights. Heights include 1/8" allowance for leveling glides fully recessed.

#### Depth

Bookcases are available in two standard depths: 12" and 15".

#### Width

All bookcases are 30" and 36" wide.

#### Shelf Clearance

Refer to the next page for height and depth clearance dimensions.

### CONSTRUCTION AND STANDARD FEATURES

#### Basic Shell

Shells are unique to bookcases, featuring a flush inner liner. The liner is punched to accept shelf brackets on 1" increments, starting approximately 8" from the bottom of the cabinet and terminating approximately 8" from the top of the cabinet. The liners, top and bottom reinforcements are welded into a rigid box frame. The shell is constructed from 18- and 20-gauge steel, with multiple strategically located offsets to maximize strength. The back is seamless. All corners are reinforced.

Illustrated shell heights include 1/8" for adjustable glide in recessed position.

#### Shelves

Shelves are constructed using 22-gauge steel, formed 1/8" thick on the leading and trailing edges to enhance strength.

#### Adjustable Glides

Bookcases are supplied with four adjustable glides. The glides can be adjusted from inside the bookcase using a 1/4" hex socket wrench, or from outside the bookcase using a 3/8" wrench. Standard glides provide 3/4" adjustment; longer glides are also available. Overall bookcase heights include the glide in its recessed position.

### Standard Paint Finishes

All products are chemically etched prior to painting. This process enhances top coat bonding. The top coat is a high solids epoxy enamel. The enamel is baked on to provide a scratch- and stain-resistant surface.

Interior components and accessories are black. Mechanical components are black chrome-plated.

Colors shown in the current swatch card are standard and are available where specifications call for painted surfaces.

Black	<b>27</b>
Gray	<b>29</b>
Warm Gray	<b>33</b>
Sand	<b>28</b>
Lt. Tone	<b>32</b>
Starlight Silver	<b>34</b>
Cottonwood	<b>35</b>
COM	<b>SP</b>

### Special Paint Finishes

All special colors, including other manufacturers' standard enamel finishes, are available subject to the following conditions.

- Two steel color chips (minimum 3"x5") are requested for color matching purposes. Paper samples are acceptable, however, a reasonable tolerance must be allowed when comparing the two variations.
- All nonstandard colors are available at no additional charge (excluding hi-chromatic colors), but may be subject to extended lead times. Order will not be processed until color match is approved. Written confirmation must accompany order.
- Textured paint finishes are available at a 5% up-charge. OFG has a set of standard textured paints available at a 5% up-charge. All other nonstandard textured colors follow the same procedure for color matching as listed above.
- Special Metallic or Mica finishes must follow the following procedure:

All Metallic and Mica finishes are subject to an up-charge. The up-charge will be based on the particular color requested.

All Metallics or Micas must provide a steel color chip sample.

All Metallic or Mica finishes require a 3-week turnaround on samples and do require an extended lead time on the actual order.

Please be aware that metallic finishes can be inconsistent. The metal fleck can create patterns that are visible on large flat surfaces.

# The Opus Group Bookcases

Dimensions

## Inside Clear Dimensions

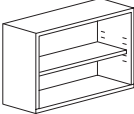
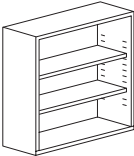
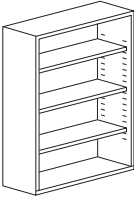
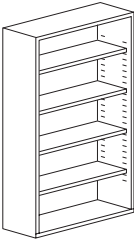

Bookcase Height	Inside Width		Inside Depth	
	30" model	36" model	12" model	15" model
28 <sup>15</sup> / <sub>32</sub> "	28 <sup>1</sup> / <sub>2</sub> "	34 <sup>1</sup> / <sub>2</sub> "	11 <sup>1</sup> / <sub>2</sub> "	14 <sup>1</sup> / <sub>2</sub> "
42 <sup>2</sup> / <sub>16</sub> "	28 <sup>1</sup> / <sub>2</sub> "	34 <sup>1</sup> / <sub>2</sub> "	11 <sup>1</sup> / <sub>2</sub> "	14 <sup>1</sup> / <sub>2</sub> "
54 <sup>4</sup> / <sub>16</sub> "	28 <sup>1</sup> / <sub>2</sub> "	34 <sup>1</sup> / <sub>2</sub> "	11 <sup>1</sup> / <sub>2</sub> "	14 <sup>1</sup> / <sub>2</sub> "
66 <sup>3</sup> / <sub>16</sub> "	28 <sup>1</sup> / <sub>2</sub> "	34 <sup>1</sup> / <sub>2</sub> "	11 <sup>1</sup> / <sub>2</sub> "	14 <sup>1</sup> / <sub>2</sub> "

Bookcase Height	Top Opening	Middle Opening	Bottom Opening
28 <sup>15</sup> / <sub>32</sub> "	12 <sup>13</sup> / <sub>64</sub> "		12 <sup>23</sup> / <sub>64</sub> "
42 <sup>2</sup> / <sub>16</sub> "	12 <sup>27</sup> / <sub>64</sub> "	12 <sup>1</sup> / <sub>8</sub> "	12 <sup>47</sup> / <sub>64</sub> "
54 <sup>4</sup> / <sub>16</sub> "	12 <sup>61</sup> / <sub>64</sub> "	12 <sup>1</sup> / <sub>8</sub> "	13 <sup>1</sup> / <sub>64</sub> "
66 <sup>3</sup> / <sub>16</sub> "	12 <sup>1</sup> / <sub>16</sub> "	12 <sup>1</sup> / <sub>8</sub> "	12 <sup>23</sup> / <sub>32</sub> "

Note: Dimensions shown above are with shelves located to provide for storage of three-ring binders. Shelves are easily adjustable on 1" increments. Dimensions will vary accordingly.

# The Opus Group Bookcases

12", 15", and 18" Deep

	Model	Dimensions			Model Number	Color	Weight
		W	D	H			
	<b>28<sup>15</sup>/<sub>32</sub>" High</b> • One adjustable shelf	30"	12"	28 <sup>15</sup> / <sub>32</sub> "	BC30121S	<input type="checkbox"/> <input type="checkbox"/>	65#
		36"	12"	28 <sup>15</sup> / <sub>32</sub> "	BC36121S	<input type="checkbox"/> <input type="checkbox"/>	70
		30"	15"	28 <sup>15</sup> / <sub>32</sub> "	BC30151S	<input type="checkbox"/> <input type="checkbox"/>	75
		36"	15"	28 <sup>15</sup> / <sub>32</sub> "	BC36151S	<input type="checkbox"/> <input type="checkbox"/>	80
		36"	18"	28 <sup>15</sup> / <sub>32</sub> "	BC36181S	<input type="checkbox"/> <input type="checkbox"/>	84
	<b>42<sup>5</sup>/<sub>16</sub>" High</b> • Two adjustable shelves	30"	12"	42 <sup>5</sup> / <sub>16</sub> "	BC30122S	<input type="checkbox"/> <input type="checkbox"/>	78
		36"	12"	42 <sup>5</sup> / <sub>16</sub> "	BC36122S	<input type="checkbox"/> <input type="checkbox"/>	78
		30"	15"	42 <sup>5</sup> / <sub>16</sub> "	BC30152S	<input type="checkbox"/> <input type="checkbox"/>	80
		36"	15"	42 <sup>5</sup> / <sub>16</sub> "	BC36152S	<input type="checkbox"/> <input type="checkbox"/>	80
	<b>54<sup>9</sup>/<sub>16</sub>" High</b> • Three adjustable shelves	30"	12"	54 <sup>9</sup> / <sub>16</sub> "	BC30123S	<input type="checkbox"/> <input type="checkbox"/>	90
		36"	12"	54 <sup>9</sup> / <sub>16</sub> "	BC36123S	<input type="checkbox"/> <input type="checkbox"/>	90
		30"	15"	54 <sup>9</sup> / <sub>16</sub> "	BC30153S	<input type="checkbox"/> <input type="checkbox"/>	91
		36"	15"	54 <sup>9</sup> / <sub>16</sub> "	BC36153S	<input type="checkbox"/> <input type="checkbox"/>	91
	<b>66<sup>13</sup>/<sub>16</sub>" High</b> • Four adjustable shelves	30"	12"	66 <sup>13</sup> / <sub>16</sub> "	BC30124S	<input type="checkbox"/> <input type="checkbox"/>	96
		36"	12"	66 <sup>13</sup> / <sub>16</sub> "	BC36124S	<input type="checkbox"/> <input type="checkbox"/>	105
		30"	15"	66 <sup>13</sup> / <sub>16</sub> "	BC30154S	<input type="checkbox"/> <input type="checkbox"/>	154
		36"	15"	66 <sup>13</sup> / <sub>16</sub> "	BC36154S	<input type="checkbox"/> <input type="checkbox"/>	135
		36"	18"	66 <sup>13</sup> / <sub>16</sub> "	BC36184S	<input type="checkbox"/> <input type="checkbox"/>	164
	<b>Book End Support</b> • Dark Tone enamel finish	1½"	12"	8"	BOOKEND12		
		1½"	15"	8"	BOOKEND15		
		1½"	18"	8"	BOOKEND18		

A

B

## HOW TO BUILD A MODEL NUMBER

**A** Select basic model.

**B** Select paint finish.

Black	27
Gray	29
Warm Gray	33
Sand	28
Lt. Tone	32
Starlight Silver	34
Cottonwood	35
COM	SP

## INFORMATION

### Lock

All units include a lock. Keying is random unless otherwise specified at time of order entry.

### Height

All freestanding units include ¼" allowance for glides in recessed position.





# The Opus Group Kiosk Storage Units

## General Information

### GENERAL INFORMATION

Our kiosk units were designed to offer multiple storage options in one complete unit. These components are designed to efficiently accommodate virtually any filing and storage requirement.

#### Preconfigured Units

To simplify the specification process, we offer preconfigured kiosk units in the most popular sizes with the most popular internal components. These units are assembled using standard components.

#### Depth

All kiosk and storage cabinets are 24" deep.

#### Width

Kiosks are available in two standard widths: 30" and 36" in most models.

### CONSTRUCTION AND STANDARD FEATURES

#### Basic Shell

The shell is common to lateral file and storage cabinet units. Uprights are punched to accept interior components on 1½" centers. Uprights and top and bottom reinforcements are welded into rigid "boxframe." Constructed of 18- and 20-gauge steel. Seamless back and top with reinforced corners.

Illustrated shell heights include ¼" for adjustable glide in recessed position.

#### Doors/Drawers

Drawer fronts: 20-gauge steel with full-width flush inset pull and label holder. Fronts are screw-mounted to roll-out shelves to build drawers. Roll-out shelf body: 20-gauge steel slotted on 1" or 1½" centers to accept dividers. Leading edge formed to provide pull; center section offset for additional strength. Shelf ends: 18-gauge steel, notched to accept hanging folder bars. Each roll-out shelf equipped with two heavy-duty, three-section, ball-bearing suspensions.

Components have been tested to accept loads of 125 lbs. This exceeds ANSI/BIFMA X5.2-1997 standards for lateral files.

Hinged door: 20-gauge steel, double-wall construction. Equipped with full height vertical flush inset pull.

#### Shelves

Blank shelf: 22-gauge steel, formed 1" thick on front and back edges. Shelf offset along width to increase strength. Slotted on 1" increments to accept plate dividers.

#### Lateral files meet or exceed ANSI/BIFMA X5.2-1997 standards.

#### Accessories

Plate dividers, 18-gauge steel, notched to lock into shelf.

Folder bars, 12-gauge steel, offset to maximize strength.

#### Adjustable Glides

Kiosks are supplied with four adjustable glides. The glides can be adjusted from inside the cabinet using a ¼" hex socket wrench, or from outside the cabinet using a ⅜" wrench. Standard glides provide ¾" adjustment; longer glides are also available. Overall cabinet heights include the glide in its recessed position.

#### Locks

Locks are standard on all units. The lock is a high security, single bit type. Units are standard with random keys in a range of 100 different numbers. Specific keying combinations are available at no additional charge. This information must be included with the order. Locks can be master keyed.

All locks have removable and interchangeable plugs. This feature provides for onsite custom keying. Locks can be supplied with the plugs installed or shipped separately. To order plugs for field installation, specify "lock plugs not installed" on order. Order must specify total quantity of specific key-numbered locks.

Example: 30 plugs:  
3 keyed alike  
10 keyed alike  
17 keyed alike

#### Interlock Mechanisms

All lateral files are equipped with a unique patented interlock safety system which permits only one drawer to be opened at a time. The system is designed to reduce the risk of a stand alone unit tipping over.

#### Standard Paint Finishes

All products are chemically etched prior to painting. This process enhances top coat bonding. The top coat is a high solids epoxy enamel. The enamel is baked on to provide a scratch- and stain-resistant surface.

Interior components and accessories are black. Mechanical components are black chrome-plated.

Colors shown in the current swatch card are standard and are available where specifications call for painted surfaces.

Black	<b>27</b>
Gray	<b>29</b>
Warm Gray	<b>33</b>
Sand	<b>28</b>
Lt. Tone	<b>32</b>
Starlight Silver	<b>34</b>
Cottonwood	<b>35</b>
COM	<b>SP</b>

#### Special Paint Finishes

All special colors, including other manufacturers' standard enamel finishes, are available subject to the following conditions:

- Two steel color chips (minimum 3"x 5") are requested for color matching purposes. Paper samples are acceptable; however, a reasonable tolerance must be allowed when comparing the two variations.
- All nonstandard colors are available at an up-charge and may be subject to extended lead times. Orders will not be processed until color match is approved. Verbal approval is accepted; however, written confirmation must follow. Contact Customer Service at 800-827-3168.

### INSTALLATION

#### Caution Labels

Caution- and safety-related information is contained on a peel-off label affixed to the front of the cabinet. This label is to be removed by the customer.

Caution information is also permanently affixed to the left side of each drawer.

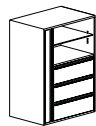
Both labels contain important installation and loading information.

#### Installation Information

Complete instructions on the proper installation and use of the files are provided in a Users Guide in each file shipped.

The instructions refer to correct methods of leveling, ganging and loading.

# The Opus Group Kiosk Storage Units

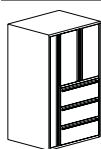


**Model**

**Kiosk with Open Bookshelf**

- Steel kiosk available in 30" and 36" width, 65½" height and 24" depth.
- Kiosk includes three 12" high x 24" or 30" wide lateral filing drawers with folder bars. One lock secures all three drawers.
- Kiosk includes a 6" wide full height wardrobe area with a separate lock and coat hanger rod.
- Wardrobe door must be specified on right or left side of kiosk.
- Open bookcase area has one adjustable blank shelf and a blank bottom shelf.

Dimensions			Model Number	Color	Weight
W	D	Door End			
30"	24"	Right	KIOSK3024RHOP	<input type="checkbox"/>	241#
36"	24"	Right	KIOSK3624RHOP	<input type="checkbox"/>	250
30"	24"	Left	KIOSK3024LHOP	<input type="checkbox"/>	241
36"	24"	Left	KIOSK3624LHOP	<input type="checkbox"/>	250



**Kiosk with Hinged Doors**

- Steel kiosk available in 30" and 36" width, 65½" height and 24" depth.
- Kiosk includes three 12" high x 24" or 30" wide lateral filing drawers with folder bars. One lock secures all three drawers.
- Kiosk includes a 6" wide full height wardrobe area with a separate lock and coat hanger rod.
- Wardrobe door must be specified on right or left side of kiosk.
- Hinged doors hide bookshelf area with one adjustable blank shelf and a slotted bottom shelf.

30"	24"	Right	KIOSK3024RHCL	<input type="checkbox"/>	240
36"	24"	Right	KIOSK3624RHCL	<input type="checkbox"/>	255
30"	24"	Left	KIOSK3024LHCL	<input type="checkbox"/>	240
36"	24"	Left	KIOSK3624LHCL	<input type="checkbox"/>	255

**A**

**B**

**HOW TO BUILD A MODEL NUMBER**

- A** Select basic model.
- B** Select paint finish.
 

Black	27
Gray	29
Warm Gray	33
Sand	28
Lt. Tone	32
Starlight Silver	34
Cottonwood	35
COM	SP

**INFORMATION**


**Lock**  
All units include a lock. Keying is random unless otherwise specified at time of order entry.

**Height**  
All freestanding units include ¼" allowance for glides in recessed position.

**OFG** UNICOR  
**OFFICE**  
**FURNITURE**  
**GROUP**

*Working together to make a difference!*

UNICOR  
320 First Street N.W. Building 400  
Washington, D.C. 20534  
800.827.3168  
unicor.gov/ofg | ofgsales@central.unicor.gov

 Printed on recycled paper.

09/2016



INDOOR ADVANTAGE GOLD  
FURNITURE

