




SEATING SPEC GUIDE

Comprehensive • March 2023

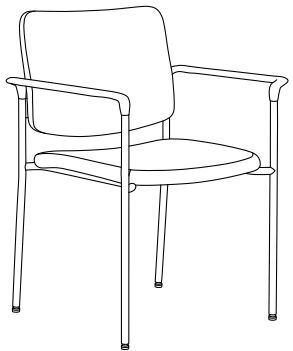
CRICKET • Stacking Guest Seating



DESCRIPTION	PRODUCT NUMBER	COM YARDS	SHIP WEIGHT	SHIP VOLUME
Cricket Stacking Guest Chair Armless	CRI501	1.25	20 lb.	14.5 ft³

PRODUCT DIMENSIONS (shown in approximate inches)

OVERALL OUTSIDE			INSIDE ARM	INSIDE SEAT		SEAT HEIGHT	INSIDE BACK		INSIDE ARM
WIDTH	DEPTH	HEIGHT	WIDTH	WIDTH	DEPTH		WIDTH	HEIGHT	HEIGHT
19.25	21	33	N/A	18	18.5	18.5	18	15	N/A



DESCRIPTION	PRODUCT NUMBER	COM YARDS	SHIP WEIGHT	SHIP VOLUME
Cricket Stacking Guest Chair w/ Flared Arms	CRI500F	1.25	20 lb.	14.5 ft³

PRODUCT DIMENSIONS (shown in approximate inches)


OVERALL OUTSIDE			INSIDE ARM	INSIDE SEAT		SEAT HEIGHT	INSIDE BACK		INSIDE ARM
WIDTH	DEPTH	HEIGHT	WIDTH	WIDTH	DEPTH		WIDTH	HEIGHT	HEIGHT
23	21	33	26	18	18.5	18.5	18	15	7.5

- **Frame 7/8" outside diameter, 16-gauge heavy duty round tubular steel with rear angled legs**
- **Frame finish: semi-gloss black high impact epoxy powder coat, electrostatically applied for corrosion resistance**
- **Compound curved back provides superior comfort and support**
- **Can be ganged or stacked, stacks 10 high on #60D dolly and stacks 6 high on floor**
- **Upholstered seat and back with high density foam for durability and comfort.**
- **Chrome plated metal cushion glides**
- **Flared design black nylon arm (CRI500F only)**

TO ORDER:

See "How to Build Your Cricket Stacking Guest Seating Product Code" on Pg. 4

CRICKET • Bariatric Stacking Guest Seating



DESCRIPTION	PRODUCT NUMBER	COM YARDS	SHIP WEIGHT	SHIP VOLUME
Cricket Bariatric Stacking Guest Chair w/ Flared Arms	CRI533	1.5	26 lb.	15 ft³

PRODUCT DIMENSIONS (shown in approximate inches)

OVERALL OUTSIDE			INSIDE ARM	INSIDE SEAT		SEAT HEIGHT	INSIDE BACK		INSIDE ARM
WIDTH	DEPTH	HEIGHT	WIDTH	WIDTH	DEPTH		WIDTH	HEIGHT	HEIGHT
31.75	21.75	33	26	26.75	18.5	18.5	26.75	15	7.5

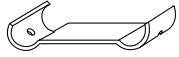
CRI533 Can not be stacked on transport dolly

- *Frame 7/8" outside diameter, 16-gauge heavy duty round tubular steel with rear angled legs*
- *Frame finish: semi-gloss black high impact epoxy powder coat, electrostatically applied for corrosion resistance*
- *Compound curved back provides superior comfort and support*
- *Upholstered seat and back with high density foam for durability and comfort.*
- *Chrome plated metal cushion glides*
- *Model CRI533 weight capacity: 500 lbs*
- *Model CRI533 stacks 6 high on floor*


TO ORDER:

See "How to Build Your Cricket Stacking Guest Seating Product Code" on Pg. 4

CRICKET • Guest Seating Accessories



DESCRIPTION	PART NUMBER	FINISH/COLOR	SHIP WEIGHT	SHIP VOLUME
Chair-to-Chair Ganging Connector	15511	Semi-Gloss Black	1 lb.	Varies By Qty.



DESCRIPTION	PART NUMBER	FINISH/COLOR	SHIP WEIGHT	SHIP VOLUME
60D Transport Dolly	U600TD	Semi-Gloss Black	30 lb.	17 ft³

How to Build Cricket Stacking Guest Seating Product Code



SELECT BASIC CHAIR OPTIONS	SELECT BACK/SEAT TEXTILE	
PRODUCT NUMBER	BACK/SEAT TEXTILE	GLIDES
CRI501 Cricket Stacking Guest Chair Armless	<ul style="list-style-type: none"> Grade 1 	PL = Plastic Glides
CRI500F Cricket Stacking Guest Chair w/ Flared Arms	<ul style="list-style-type: none"> Grade 2 Grade 3 Grade 4 Grade 5 Grade 6 Leather Grade L1 Select Textile/Leather from Mayer-Paetz Grade Groups or Conneaut Leather Options from OFG online App	CH = Chrome Glides
CRI533 Cricket Bariatric Stacking Guest Chair w/ Flared Arms		

- Base Part Number
- Standard
- Options (Possible Upcharge)

TO ORDER

Select the Part Number and add options from matrix above. For example: To order a **Cricket Stacking Guest Chair w/Flared Arms, Black Semi-gloss Frame (CRI500F)**, with **Black Upholstered Back & Seat (3501)** and **Plastic Glides (PL)**, specify:

Product Number

CRI500F

Back/Seat Textile

3501

Glides

PL



CXO • Ergonomic Task Seating



DESCRIPTION	PRODUCT NUMBER	COM YARDS	SHIP WEIGHT	SHIP VOLUME
CXO High Back Task Chair w/ Arms	CXO6200	1	77 lb.	19 ft³

PRODUCT DIMENSIONS (shown in approximate inches)

OVERALL OUTSIDE			OUTSIDE ARM	INSIDE SEAT		SEAT HEIGHT	INSIDE BACK		INSIDE ARM
WIDTH	DEPTH	HEIGHT	WIDTH	WIDTH	DEPTH		WIDTH	HEIGHT	HEIGHT
26 - 29	22 - 24	47.5 - 55	23 - 32.5	21	20	16 - 21	22	30 - 32	7 - 11.5



DESCRIPTION	PRODUCT NUMBER	COM YARDS	SHIP WEIGHT	SHIP VOLUME
CXO Mid Back Task Chair w/ Arms	CXO6201	.5	75 lb.	19 ft³

PRODUCT DIMENSIONS (shown in approximate inches)

OVERALL OUTSIDE			OUTSIDE ARM	INSIDE SEAT		SEAT HEIGHT	INSIDE BACK		INSIDE ARM
WIDTH	DEPTH	HEIGHT	WIDTH	WIDTH	DEPTH		WIDTH	HEIGHT	HEIGHT
26 - 29	22 - 24	37.5 - 42.5	23 - 32.5	21	20	16 - 21	22	23	7 - 11.5

- Flexible mesh back for comfort and support
- Enersorb™ memory foam seat, lumbar and headrest
- Contoured seat foam with waterfall design to minimize pressure on thighs
- Synchronous knee-tilt swivel mechanism with built-in slide depth adjuster and side tension adjustment
- Pneumatic seat height adjustment
- Easy to use adjustable arms with lockable, finger-tip vertical, horizontal and swivel movements
- Super soft elongated polyurethane arm pads
- Adjustable ratchet headrest with built-in coat hook
- 2" Mag wheel carpet casters
- Exceeds ANSI/BIFMA
- Weight capacity: 350 lbs.

TO ORDER:

See "How to Build Your CXO Ergonomic Task Chair" on Pg. 3.

CXO HD (Heavy Duty) • Ergonomic Task Seating



DESCRIPTION	PRODUCT NUMBER	COM YARDS	SHIP WEIGHT	SHIP VOLUME
CXO HD (Heavy Duty) High Back Task Chair With Arms	CXO6200HD	1	98 lb.	19 ft³

PRODUCT DIMENSIONS (shown in approximate inches)

OVERALL OUTSIDE			OUTSIDE ARM	INSIDE SEAT		SEAT HEIGHT	INSIDE BACK		INSIDE ARM
WIDTH	DEPTH	HEIGHT	WIDTH	WIDTH	DEPTH		WIDTH	HEIGHT	HEIGHT
26 - 29	22 - 24	47.5 - 55	23 - 32.5	21	20	16 - 21	22	30 - 32	7 - 11.5



DESCRIPTION	PRODUCT NUMBER	COM YARDS	SHIP WEIGHT	SHIP VOLUME
CXO HD (Heavy Duty) Mid Back Task Chair With Arms	CXO6201HD	.5	95 lb.	19 ft³

PRODUCT DIMENSIONS (shown in approximate inches)

OVERALL OUTSIDE			OUTSIDE ARM	INSIDE SEAT		SEAT HEIGHT	INSIDE BACK		INSIDE ARM
WIDTH	DEPTH	HEIGHT	WIDTH	WIDTH	DEPTH		WIDTH	HEIGHT	HEIGHT
26 - 29	22 - 24	37.5 - 42.5	23 - 32.5	21	20	16 - 21	22	23	7 - 11.5

- Flexible mesh back for comfort and support
- Enersorb™ memory foam seat, lumbar and headrest
- Contoured seat foam with waterfall design to minimize pressure on thighs
- Synchronous knee-tilt swivel mechanism with built-in slide depth adjuster and side tension adjustment.
- Pneumatic seat height adjustment
- Easy to use adjustable arms with lockable, finger-tip vertical, horizontal and swivel movements
- Super soft elongated polyurethane arm pads
- Adjustable ratchet headrest with built-in coat hook
- 3" Carpet casters
- Heavy duty Class 4 gas lift
- Exceeds ANSI/BIFMA
- Weight capacity: 450 lbs.

TO ORDER:

See "How to Build Your CXO Ergonomic Task Chair" on Pg. 3.

How to Build Your CXO Ergonomic Task Chair Product Code



SELECT BASIC CHAIR OPTIONS		SELECT OTHER OPTIONS	
PRODUCT NUMBER	FRAME/ARMS/TRIM COLOR	CASTERS	SEAT TEXTILE/COLOR
CXO6200 CXO High Back Task Chair w/ Arms	SD = Graphite	SD = 2" Carpet Casters	• Grade 1
	CH = Polished Aluminum Base & Arm Trim	TC = 2" Hard Casters LG = 3" Carpet Casters TC3 = 3" Hard Casters CH = 2" Chrome Carpet Casters	• Grade 2 • Grade 3 • Grade 4 • Grade 5 • Grade 6 • Leather Grade L1
CXO6201 CXO Mid Back Task Chair w/ Arms		SD = 3" Carpet Casters	Select Textile/Leather from Mayer-Paetz Grade Groups or Conneaut Leather Options from OFG online App
CXO6200HD CXO HD (Heavy Duty) High Back Task Chair w/ Arms		TC3 = 3" Hard Casters NOTE: 2" CASTERS NOT OFFERED ON HD MODEL	
CXO6201HD CXO HD (Heavy Duty) Mid Back Task Chair w/ Arms			


- Base Part Number
- Standard
- Options
(Possible Upcharge)

TO ORDER:

Select the Product Number and add options from matrix above.
 For example, to order a **CXO High Back Task Chair w/Arms (CXO 6200)**, **Polished Aluminum Base & Arm Trim (CH)**, with **Black Mesh Back Textile, 2" Hard Casters (TC)**, with **Mystic Black Upholstered Seat Textile (0301)**, specify:



DANFORTH II • Lounge Seating – Square Arm




DESCRIPTION	PRODUCT NUMBER	COM YARDS	SHIP WEIGHT	SHIP VOLUME
Danforth II Square Arm Single Lounge Seating	DANF1221SA	6	95 lb.	12 ft³

PRODUCT DIMENSIONS (shown in approximate inches)

OVERALL OUTSIDE			INSIDE ARM	INSIDE SEAT		SEAT HEIGHT	INSIDE BACK		INSIDE ARM
WIDTH	DEPTH	HEIGHT	WIDTH	WIDTH	DEPTH		WIDTH	HEIGHT	HEIGHT
32	32	27.5	24	24	21	17	24	15.5	8

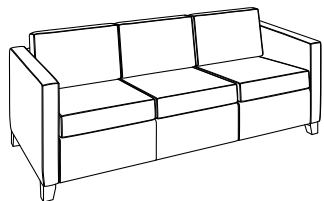
- *Modular construction allow parts that snap and lock into place, no tools required. Easy to move, assemble, and replace promoting longevity of use*
- *High-density, high-resiliency seat and back foam for comfort and support*
- *Tapered square polished aluminum legs*
- *Square Arm Single Lounge Seating available with right- or left-handed swivel tablet top, Wilsonart Pewter Mesh laminate #4878-38 (DA) (see Pg. 2)*



DESCRIPTION	PRODUCT NUMBER	COM YARDS	SHIP WEIGHT	SHIP VOLUME
Danforth II Square Arm Double Lounge Seating	DANF1222SA	9	135 lb.	23 ft³

PRODUCT DIMENSIONS (shown in approximate inches)

OVERALL OUTSIDE			INSIDE ARM	INSIDE SEAT		SEAT HEIGHT	INSIDE BACK		INSIDE ARM
WIDTH	DEPTH	HEIGHT	WIDTH	WIDTH	DEPTH		WIDTH	HEIGHT	HEIGHT
56	32	27.5	48	48	21	17	48	15.5	8



DESCRIPTION	PRODUCT NUMBER	COM YARDS	SHIP WEIGHT	SHIP VOLUME
Danforth II Square Arm Triple Lounge Seating	DANF1223SA	12	174 lb.	28 ft³

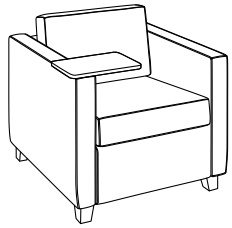
PRODUCT DIMENSIONS (shown in approximate inches)

OVERALL OUTSIDE			INSIDE ARM	INSIDE SEAT		SEAT HEIGHT	INSIDE BACK		INSIDE ARM
WIDTH	DEPTH	HEIGHT	WIDTH	WIDTH	DEPTH		WIDTH	HEIGHT	HEIGHT
80	32	27.5	72	72	21	17	72	15.5	8

TO ORDER:

See "How to Build Your Danforth II Lounge Seating Product Code" on Pg. 5.

DANFORTH II • Lounge Seating – Square Arm w/ Swivel Tablet Top




DESCRIPTION	PRODUCT NUMBER	COM YARDS	SHIP WEIGHT	SHIP VOLUME
Danforth II Square Arm Single Lounge Seating w/ Right-Handed Swivel Tablet Top	DANF1221SARHT	6	95 lb.	12 ft³

PRODUCT DIMENSIONS (shown in approximate inches)

OVERALL OUTSIDE			INSIDE ARM	INSIDE SEAT		SEAT HEIGHT	INSIDE BACK		INSIDE ARM
WIDTH	DEPTH	HEIGHT	WIDTH	WIDTH	DEPTH		WIDTH	HEIGHT	HEIGHT
32	32	27.5	24	24	21	17	24	15.5	8

- *Modular construction allow parts that snap and lock into place, no tools required. Easy to move, assemble, and replace promoting longevity of use*
- *High-density, high-resiliency seat and back foam for comfort and support*
- *Tapered square polished aluminum legs*
- *Square Arm Single Lounge Seating available with right- or left-handed swivel tablet top, Wilsonart Pewter Mesh laminate #4878-38 (DA)*



DESCRIPTION	PRODUCT NUMBER	COM YARDS	SHIP WEIGHT	SHIP VOLUME
Danforth II Square Arm Single Lounge Seating w/ Left-Handed Swivel Tablet Top	DANF1221SALHT	6	95 lb.	12 ft³


PRODUCT DIMENSIONS (shown in approximate inches)

OVERALL OUTSIDE			INSIDE ARM	INSIDE SEAT		SEAT HEIGHT	INSIDE BACK		INSIDE ARM
WIDTH	DEPTH	HEIGHT	WIDTH	WIDTH	DEPTH		WIDTH	HEIGHT	HEIGHT
32	32	27.5	24	24	21	17	24	15.5	8

TO ORDER:

See "How to Build Your Danforth II Lounge Seating Product Code" on Pg. 5.

DANFORTH II • Lounge Seating – Rolled Arm




DESCRIPTION	PRODUCT NUMBER	COM YARDS	SHIP WEIGHT	SHIP VOLUME
Danforth II Rolled Arm Single Lounge Seating	DANF1221RA	6	95 lb.	12 ft³

PRODUCT DIMENSIONS (shown in approximate inches)

OVERALL OUTSIDE			INSIDE ARM	INSIDE SEAT		SEAT HEIGHT	INSIDE BACK		INSIDE ARM
WIDTH	DEPTH	HEIGHT	WIDTH	WIDTH	DEPTH		WIDTH	HEIGHT	HEIGHT
32	32	27.5	24	24	21	17	24	15.5	8

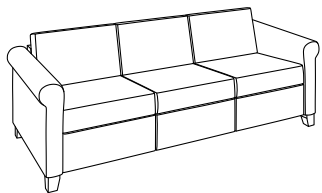
- *Modular construction allow parts that snap and lock into place, no tools required. Easy to move, assemble, and replace promoting longevity of use*
- *High-density, high-resiliency seat and back foam for comfort and support*
- *Tapered square polished aluminum legs*



DESCRIPTION	PRODUCT NUMBER	COM YARDS	SHIP WEIGHT	SHIP VOLUME
Danforth II Rolled Arm Double Lounge Seating	DANF1222RA	9	135 lb.	23 ft³

PRODUCT DIMENSIONS (shown in approximate inches)

OVERALL OUTSIDE			INSIDE ARM	INSIDE SEAT		SEAT HEIGHT	INSIDE BACK		INSIDE ARM
WIDTH	DEPTH	HEIGHT	WIDTH	WIDTH	DEPTH		WIDTH	HEIGHT	HEIGHT
56	32	27.5	48	48	21	17	48	15.5	8



DESCRIPTION	PRODUCT NUMBER	COM YARDS	SHIP WEIGHT	SHIP VOLUME
Danforth II Rolled Arm Triple Lounge Seating	DANF1223RA	12	174 lb.	28 ft³


PRODUCT DIMENSIONS (shown in approximate inches)

OVERALL OUTSIDE			INSIDE ARM	INSIDE SEAT		SEAT HEIGHT	INSIDE BACK		INSIDE ARM
WIDTH	DEPTH	HEIGHT	WIDTH	WIDTH	DEPTH		WIDTH	HEIGHT	HEIGHT
80	32	27.5	72	72	21	17	72	15.5	8

TO ORDER:

See "How to Build Your Danforth II Lounge Seating Product Code" on Pg. 5.

DANFORTH II • Lounge Seating – Modern Flair Arm




DESCRIPTION	PRODUCT NUMBER	COM YARDS	SHIP WEIGHT	SHIP VOLUME
Danforth II Modern Flair Arm Single Lounge Seating	DANF1221MF	6	95 lb.	12 ft³

PRODUCT DIMENSIONS (shown in approximate inches)

OVERALL OUTSIDE			INSIDE ARM	INSIDE SEAT		SEAT HEIGHT	INSIDE BACK		INSIDE ARM
WIDTH	DEPTH	HEIGHT	WIDTH	WIDTH	DEPTH		WIDTH	HEIGHT	HEIGHT
32	32	27.5	24	24	21	17	24	15.5	8

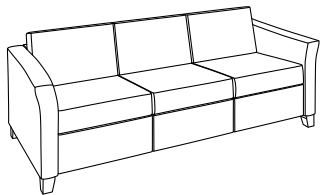
- *Modular construction allow parts that snap and lock into place, no tools required. Easy to move, assemble, and replace promoting longevity of use*
- *High-density, high-resiliency seat and back foam for comfort and support*
- *Tapered square polished aluminum legs*



DESCRIPTION	PRODUCT NUMBER	COM YARDS	SHIP WEIGHT	SHIP VOLUME
Danforth II Modern Flair Arm Double Lounge Seating	DANF1222MF	9	135 lb.	23 ft³

PRODUCT DIMENSIONS (shown in approximate inches)

OVERALL OUTSIDE			INSIDE ARM	INSIDE SEAT		SEAT HEIGHT	INSIDE BACK		INSIDE ARM
WIDTH	DEPTH	HEIGHT	WIDTH	WIDTH	DEPTH		WIDTH	HEIGHT	HEIGHT
56	32	27.5	48	48	21	17	48	15.5	8



DESCRIPTION	PRODUCT NUMBER	COM YARDS	SHIP WEIGHT	SHIP VOLUME
Danforth II Modern Flair Arm Triple Lounge Seating	DANF1223MF	12	174 lb.	28 ft³

PRODUCT DIMENSIONS (shown in approximate inches)

OVERALL OUTSIDE			INSIDE ARM	INSIDE SEAT		SEAT HEIGHT	INSIDE BACK		INSIDE ARM
WIDTH	DEPTH	HEIGHT	WIDTH	WIDTH	DEPTH		WIDTH	HEIGHT	HEIGHT
80	32	27.5	72	72	21	17	72	15.5	8

TO ORDER:
See "How to Build Your Danforth II Lounge Seating Product Code" on Pg. 5.

How to Build Your Danforth II Lounge Seating Product Code

SELECT BASIC CHAIR OPTIONS		SELECT TEXTILE STYLE/COLOR
PRODUCT NUMBER		TEXTILE
<p>DANF1221SA Danforth II Square Arm Single Lounge Seating</p> <p>DANF1222SA Danforth II Square Arm Double Lounge Seating</p> <p>DANF1223SA Danforth II Square Arm Triple Lounge Seating</p> <p>DANF1221SARHT Danforth II Square Arm Triple Lounge Seating w/ Right-Handed Swivel Tablet Top</p> <p>DANF1221SALHT Danforth II Square Arm Triple Lounge Seating w/ Left-Handed Swivel Tablet Top</p>	<p>DANF1221RA Danforth II Rolled Arm Single Lounge Seating</p> <p>DANF1222RA Danforth II Rolled Arm Double Lounge Seating</p> <p>DANF1223SA Danforth II Rolled Arm Triple Lounge Seating</p> <p>DANF1221MF Danforth II Modern Flair Arm Single Lounge Seating</p> <p>DANF1222MF Danforth II Modern Flair Arm Double Lounge Seating</p> <p>DANF1223MF Danforth II Modern Flair Arm Triple Lounge Seating</p>	<ul style="list-style-type: none"> • Grade 1 • Grade 2 • Grade 3 • Grade 4 • Grade 5 • Grade 6 • Leather Grade L1 <p>Select Textile/Leather from Mayer-Paetz Grade Groups or Conneaut Leather Options from OFG online App</p>

- Base Part Number
- Standard
- Options (Possible Upcharge)

TO ORDER:

Select the Part Number and add options from matrix above. For example: To order a **Danforth II Square Arm Single Lounge Seating w/ Left-Handed Swivel Tablet (DANF1221SALHT)**, in **Mystic Black Textile (0301)**, specify:

Product Number

DANF1221SALHT
0301

Textile

EC2 • Ergonomic High Back Task Seating



DESCRIPTION	PRODUCT NUMBER	COM YARDS	SHIP WEIGHT	SHIP VOLUME
EC2 High Back Task Chair w/ Polished Aluminum Arms & Polyurethane Arm Pads	EC235D	2.5	50 lb.	17 ft³

PRODUCT DIMENSIONS (shown in approximate inches)

OVERALL OUTSIDE			INSIDE ARM	INSIDE SEAT		SEAT HEIGHT	INSIDE BACK		INSIDE ARM
WIDTH	DEPTH	HEIGHT	WIDTH	WIDTH	DEPTH		WIDTH	HEIGHT	HEIGHT
24.25	30	43 - 46.25	20.25	19.5	19.25	18.5 - 22	19.5	25.5	8

- Polished aluminum arms with molded polyurethane arm pads
- Enhanced with Enersorb™ memory foam seat and molded foam back for enhanced comfort & durability
- Knee-tilt mechanism and multiposition tilt lock with slow release
- Compound curved back for passive lumbar support
- Five-prong, two tone, polished aluminum base with standard 2" carpet casters
- Built-in integrated head-rest support
- Weight capacity: 300 lbs

TO ORDER:

See "How to Build Your EC2 High Back Task Chair Product Code" on Pg. 2.

How to Build Your EC2 Ergonomic High Back Task Seating Product Code



SELECT BASIC OPTIONS	SELECT TEXTILE STYLE/COLOR	SELECT OTHER OPTIONS
PRODUCT NUMBER	TEXTILE	CASTERS
EC235D High Back Task Chair w/ Polished Aluminum Arms & Polyurethane Arm Pads	• Grade 1	H = 2" Carpet Casters
	• Grade 2 • Grade 3 • Grade 4 • Grade 5 • Grade 6 • Leather Grade L1 Select Textile/Leather from Mayer-Paetz Grade Groups or Conneaut Leather Options from OFG online App	TC = 2" Hard Surface Casters LG = 3" Carpet Casters TC3 = 3" Hard Surface Casters

- Base Part Number
- Standard
- Options (Possible Upcharge)

TO ORDER:

Select the Product Number and add textile options from matrix above. For example, to order a **EC2 Ergonomic High Back Task Chair (EC235D)** with **Black Upholstered Seat (3501)**, and **3" Carpet Casters (LG)** specify:

Product Number

EC235D

Textile

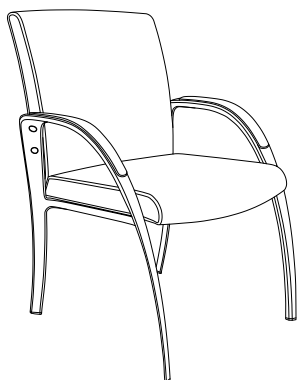
3501

Casters

LG



EC4 • Executive Guest Seating



DESCRIPTION	PRODUCT NUMBER	COM YARDS	SHIP WEIGHT	SHIP VOLUME
EC4 Executive Guest Chair	EC421	2	36 lb.	17 ft³

PRODUCT DIMENSIONS (shown in approximate inches)

OVERALL OUTSIDE			INSIDE ARM	INSIDE SEAT		SEAT HEIGHT	INSIDE BACK		INSIDE ARM
WIDTH	DEPTH	HEIGHT	WIDTH	WIDTH	DEPTH		WIDTH	HEIGHT	HEIGHT
24	25	35	19.6	20.3	19.9	18.3	20.8	18.3	5.8

- Polished aluminum ribbon-tapered arms for sophisticated & alluring look
- Enhanced with Enersorb™ memory foam seat and molded foam back for enhanced comfort & durability
- Fully upholstered back & seat
- Polyurethane armcaps

How to Build Your EC4 Executive Guest Seating Product Code

SELECT BASIC OPTIONS	SELECT TEXTILE STYLE/COLOR
PRODUCT NUMBER	TEXTILE
<p>EC4 Executive Guest Chair</p>	<ul style="list-style-type: none"> • Grade 1
	<ul style="list-style-type: none"> • Grade 2 • Grade 3 • Grade 4 • Grade 5 • Grade 6 • Leather Grade L1 <p>Select Textile/Leather from Mayer-Paetz Grade Groups or Conneaut Leather Options from OFG online App</p>

- Base Part Number
- Standard
- Options (Possible Upcharge)

TO ORDER:

Select the Product Number and add textile options from matrix above. For example, to order a **EC4 Executive Guest Chair (EC421)** with **Black Upholstered Seat (3501)** specify:

Product Number

EC421

3501

Textile

EC5 • Ergonomic High Back Task Seating



DESCRIPTION	PRODUCT NUMBER	COM YARDS	SHIP WEIGHT	SHIP VOLUME
EC5 High Back Task Chair w/ Polished Aluminum Arms & Polyurethane Arm Pads	EC535D	3.5	60 lb.	19 ft³

PRODUCT DIMENSIONS (shown in approximate inches)

OVERALL OUTSIDE			INSIDE ARM	INSIDE SEAT		SEAT HEIGHT	INSIDE BACK		INSIDE ARM
WIDTH	DEPTH	HEIGHT	WIDTH	WIDTH	DEPTH		WIDTH	HEIGHT	HEIGHT
24.25	24	44.5 - 48	N/A	20	19	16.75 - 20.75	19	29.5	8

- Polished aluminum arms with molded polyurethane arm pads
- High-density, high-resiliency, molded back foam with a full-back, dynamic, self-adjusting spring support system embedded into the molded back
- Enersorb™ memory foam seat for enhanced comfort & durability
- Syncho-tilt swivel and multi-position tilt lock with slow release
- Compound curved back for passive lumbar support
- Waterfall seat design to reduce muscle fatigue
- Five-prong, polished aluminum base with standard 3" carpet casters
- Integrated head-rest support
- ANSI/BIFMA approved and TB117-2013 compliant
- Weight capacity: 300 lbs.

TO ORDER:

See "How to Build Your EC5 High Back Task Seating Product Code" on Pg. 2.

How to Build Your EC5 Ergonomic High Back Task Seating Product Code

SELECT BASIC OPTIONS	SELECT TEXTILE STYLE/ COLOR	SELECT OTHER OPTIONS	
PRODUCT NUMBER	TEXTILE	ARM CAPS	CASTERS
EC535D High Back Task Chair w/ Polished Aluminum Arms & Polyurethane Arm Pads	• Grade 1	S = Molded Polyurethane Arm Caps	LG = 3" Carpet Casters
	• Grade 2 • Grade 3 • Grade 4 • Grade 5 • Grade 6 • Leather Grade L1 Select Textile/Leather from Mayer-Paetz Grade Groups or Conneaut Leather Options from OFG online App	UC = Upholstered Arm Caps	TC3 = 3" Hard Surface Casters

- Base Part Number
- Standard
- Options
(Possible Upcharge)

TO ORDER:

Select the Part Number and add options from matrix above. For example, To order a **EC5 High Back Task Chair w/Polished Aluminum Arms & Molded Polyurethane Arm Pads (EC535D)**, upholstered in **Black (3501)**, with **Upholstered Arm Caps (UC)**, and **3" Carpet Casters (LG)**, specify:

Product
Number

EC535D

Textile

3501

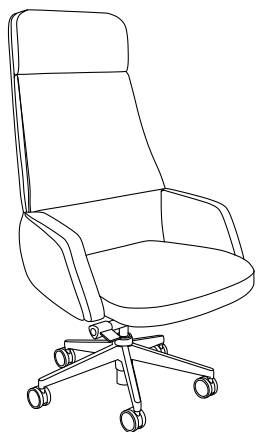
Arm
Caps

UC

Casters

LG

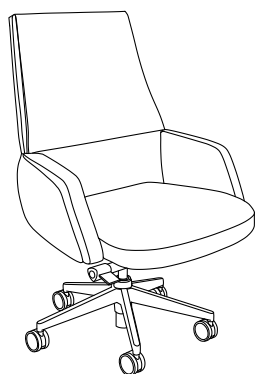
EC6 • Ergonomic Executive Seating



DESCRIPTION	PRODUCT NUMBER	COM YARDS	SHIP WEIGHT	SHIP VOLUME
EC6 High Back Executive Chair w/ Fully Upholstered Closed Arm	EC635D	3	60 lb.	19 ft³

PRODUCT DIMENSIONS (shown in approximate inches)

OVERALL OUTSIDE			INSIDE ARM	INSIDE SEAT		SEAT HEIGHT	INSIDE BACK		INSIDE ARM
WIDTH	DEPTH	HEIGHT	WIDTH	WIDTH	DEPTH		WIDTH	HEIGHT	HEIGHT
27	28	45 - 48.5	20	20	19	16.5 - 20.5	16.5	28	8



DESCRIPTION	PRODUCT NUMBER	COM YARDS	SHIP WEIGHT	SHIP VOLUME
EC6 Mid Back Executive Chair w/ Fully Upholstered Closed Arm	EC635	2.5	58 lb.	19 ft³

PRODUCT DIMENSIONS (shown in approximate inches)

OVERALL OUTSIDE			INSIDE ARM	INSIDE SEAT		SEAT HEIGHT	INSIDE BACK		INSIDE ARM
WIDTH	DEPTH	HEIGHT	WIDTH	WIDTH	DEPTH		WIDTH	HEIGHT	HEIGHT
27	28	39 - 42.5	20	20	19	16.5 - 20.5	16.5	28	8

- Fully upholstered closed arms
- High-density, high-resiliency molded seat & back foam for comfort & support
- Syncho-tilt mechanism with Pneumatic height adjustment, multiposition tilt lock with slow release and side tension control
- Mechanical, height-adjustable lumbar support
- Waterfall seat design to reduce muscle fatigue
- Five-prong, polished aluminum base with standard 3" carpet casters.
- Integrated head rest support (model EC635D)
- Weight capacity: 300 lbs.

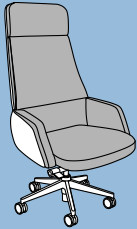
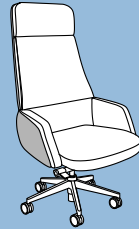


Mechanical, height-adjustable lumbar support

TO ORDER:

See "How to Build Your EC5 High Back Task Seating Product Code" on Pg. 2.

How to Build Your EC6 Ergonomic High Back Task Seating Product Code

SELECT BASIC OPTIONS	SELECT TEXTILE STYLE/COLOR			SELECT OTHER OPTIONS
PRODUCT NUMBER	UPHOLSTERY TONE	SEAT TEXTILE	BACK TEXTILE	CASTERS
EC635D High Back Executive Chair w/ Fully Upholstered Closed Arm EC635 Mid Back Executive Chair w/ Fully Upholstered Closed Arm	ST = Single Tone	<ul style="list-style-type: none"> • Grade 1 	<ul style="list-style-type: none"> • Grade 1 	LG = 3" Carpet Casters
	DT = Dual Tone	<ul style="list-style-type: none"> • Grade 2 • Grade 3 • Grade 4 • Grade 5 • Grade 6 • Leather Grade L1 	<ul style="list-style-type: none"> • Grade 2 • Grade 3 • Grade 4 • Grade 5 • Grade 6 • Leather Grade L1 	TC3 = 3" Hard Surface Casters
Select Textile/Leather from Mayer-Paetz Grade Groups or Conneaut Leather Options from OFG online App				

- Base Part Number
- Standard
- Options (Possible Upcharge)

TO ORDER:

Select the Part Number and add options from matrix above. For example, to order an **EC6 High Back Executive Chair w/ Fully Upholstered Closed Arm (EC635D), Dual Tone Upholstery (DT) in Black (3501), and Mercury (3510), with 3" Carpet Casters (LG)**, specify:

Product Number

EC635D

Seat Textile

DT

Tone Option

3501

3510

Back Textile

Casters

LG


FIREFLY II • Stacking Guest Seating



DESCRIPTION	PRODUCT NUMBER	COM YARDS	SHIP WEIGHT	SHIP VOLUME
Firefly II Stacking Guest Chair w/ Plastic Back & Seat	FLY200	N/A	22 lb.	11 ft ³

PRODUCT DIMENSIONS (shown in approximate inches)


OVERALL OUTSIDE			ARM HEIGHT	INSIDE SEAT		SEAT HEIGHT	INSIDE BACK		INSIDE ARM HEIGHT
WIDTH	DEPTH	HEIGHT		WIDTH	DEPTH		WIDTH	HEIGHT	
24.75	22	33.25	20	18	17.5	17	17.75	17.5	8



DESCRIPTION	PRODUCT NUMBER	COM YARDS	SHIP WEIGHT	SHIP VOLUME
Firefly II Stacking Guest Chair w/ Plastic Back & Upholstered Seat	FLY200UST	1	23 lb.	11 ft ³

PRODUCT DIMENSIONS (shown in approximate inches)

OVERALL OUTSIDE			ARM HEIGHT	INSIDE SEAT		SEAT HEIGHT	INSIDE BACK		INSIDE ARM HEIGHT
WIDTH	DEPTH	HEIGHT		WIDTH	DEPTH		WIDTH	HEIGHT	
24.75	22	33.25	20	18	17.5	17.75	17.75	17.5	8



DESCRIPTION	PRODUCT NUMBER	COM YARDS	SHIP WEIGHT	SHIP VOLUME
Firefly II Stacking Guest Chair w/ Upholstered Back & Seat	FLY200UPH	1	23 lb.	11 ft ³

PRODUCT DIMENSIONS (shown in approximate inches)

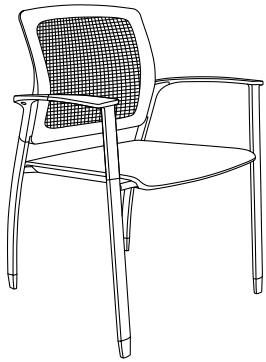
OVERALL OUTSIDE			INSIDE ARM WIDTH	INSIDE SEAT		SEAT HEIGHT	INSIDE BACK		INSIDE ARM HEIGHT
WIDTH	DEPTH	HEIGHT		WIDTH	DEPTH		WIDTH	HEIGHT	
24.75	22	33.25	20	18	17.5	17.75	17.75	17.5	8

- Mesh backing on the 200M/201M models allows for comfortable air circulation and dynamic ergonomic support
- Light and easy to move
- All models (except mesh back) feature a black polypropylene back shell for durability and protection
- Frame finish: high impact epoxy powder coat, electrostatically applied for corrosion resistance, standard in semi-gloss black
- Model 200 features an all plastic seat and back for ease of cleaning where a simple seating solution is desired
- Chairs stack: 6 high on floor, 10 high on optional Transport Dolly

TO ORDER:

See "How to Build Your Firefly II Stacking Guest Chair Product Code" on Pg. 5.


FIREFLY II • Stacking Guest Seating



DESCRIPTION	PRODUCT NUMBER	COM YARDS	SHIP WEIGHT	SHIP VOLUME
Firefly II Stacking Guest Chair w/ Mesh Back & Plastic Seat	FLY200MPS	N/A	23 lb.	11 ft³

PRODUCT DIMENSIONS (shown in approximate inches)

OVERALL OUTSIDE			ARM HEIGHT	INSIDE SEAT		SEAT HEIGHT	INSIDE BACK		INSIDE ARM HEIGHT
WIDTH	DEPTH	HEIGHT		WIDTH	DEPTH		WIDTH	HEIGHT	
24.75	22	33.25	20	18	17.5	17	17.75	17.5	8



DESCRIPTION	PRODUCT NUMBER	COM YARDS	SHIP WEIGHT	SHIP VOLUME
Firefly II Stacking Guest Chair w/ Mesh Back & Upholstered Seat	FLY200MUFST	.5	23 lb.	11 ft³

PRODUCT DIMENSIONS (shown in approximate inches)

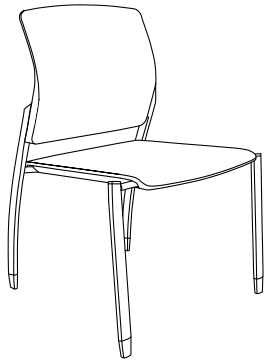
OVERALL OUTSIDE			ARM HEIGHT	INSIDE SEAT		SEAT HEIGHT	INSIDE BACK		INSIDE ARM HEIGHT
WIDTH	DEPTH	HEIGHT		WIDTH	DEPTH		WIDTH	HEIGHT	
24.75	22	33.25	20	18	17.5	17.75	17.75	17.5	8

- *Mesh backing on the 200M/201M models allows for comfortable air circulation and dynamic ergonomic support*
- *Light and easy to move*
- *All models (except mesh back) feature a black polypropylene back shell for durability and protection*
- *Frame finish: high impact epoxy powder coat, electrostatically applied for corrosion resistance, standard in semi-gloss black*
- *Model 200 features an all plastic seat and back for ease of cleaning where a simple seating solution is desired*
- *Chairs stack: 6 high on floor, 10 high on optional Transport Dolly*

TO ORDER:

See "How to Build Your Firefly II Stacking Guest Chair Product Code" on Pg. 5.

FIREFLY II • Stacking Armless Guest Seating



DESCRIPTION	PRODUCT NUMBER	COM YARDS	SHIP WEIGHT	SHIP VOLUME
Firefly II Stacking Guest Chair, Armless w/ Plastic Back & Seat	FLY201	N/A	22 lb.	11 ft ³

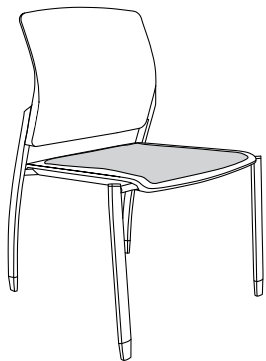
PRODUCT DIMENSIONS (shown in approximate inches)

OVERALL OUTSIDE			ARM HEIGHT	INSIDE SEAT		SEAT HEIGHT	INSIDE BACK		INSIDE ARM HEIGHT
WIDTH	DEPTH	HEIGHT		WIDTH	DEPTH		WIDTH	HEIGHT	
24.75	22	33.25	N/A	18	17.5	17	17.75	17.5	N/A

DESCRIPTION	PRODUCT NUMBER	COM YARDS	SHIP WEIGHT	SHIP VOLUME
Firefly II Stacking Guest Chair, Armless w/ Plastic Back & Upholstered Seat	FLY201UST	.5	23 lb.	11 ft ³

PRODUCT DIMENSIONS (shown in approximate inches)

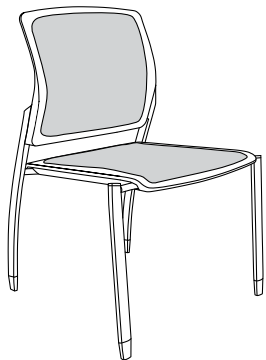
OVERALL OUTSIDE			ARM HEIGHT	INSIDE SEAT		SEAT HEIGHT	INSIDE BACK		INSIDE ARM HEIGHT
WIDTH	DEPTH	HEIGHT		WIDTH	DEPTH		WIDTH	HEIGHT	
24.75	22	33.25	N/A	18	17.5	17.75	17.75	17.5	N/A



DESCRIPTION	PRODUCT NUMBER	COM YARDS	SHIP WEIGHT	SHIP VOLUME
Firefly II Stacking Guest Chair, Armless w/ Upholstered Back & Seat	FLY201UPH	1	23 lb.	11 ft ³

PRODUCT DIMENSIONS (shown in approximate inches)

OVERALL OUTSIDE			INSIDE ARM WIDTH	INSIDE SEAT		SEAT HEIGHT	INSIDE BACK		INSIDE ARM HEIGHT
WIDTH	DEPTH	HEIGHT		WIDTH	DEPTH		WIDTH	HEIGHT	
24.75	22	33.25	N/A	18	17.5	17.75	17.75	17.5	N/A

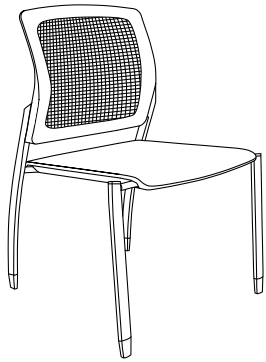


- Mesh backing on the 200M/201M models allows for comfortable air circulation and dynamic ergonomic support
- Light and easy to move
- All models (except mesh back) feature a black polypropylene back shell for durability and protection
- Frame finish: high impact epoxy powder coat, electrostatically applied for corrosion resistance, standard in semi-gloss black
- Model 200 features an all plastic seat and back for ease of cleaning where a simple seating solution is desired
- Chairs stack: 6 high free-standing, 10 high on optional Transport Dolly

TO ORDER:

See "How to Build Your Firefly II Stacking Armless Guest Chair Product Code" on Pg. 6.

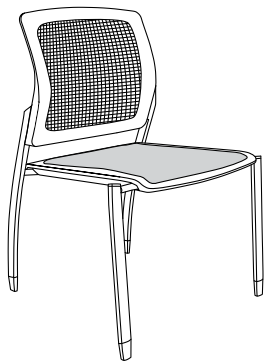
FIREFLY II • Stacking Armless Guest Seating



DESCRIPTION	PRODUCT NUMBER	COM YARDS	SHIP WEIGHT	SHIP VOLUME
Firefly II Stacking Guest Chair, Armless w/ Mesh Back & Plastic Seat	FLY201MPS	N/A	23 lb.	11 ft ³

PRODUCT DIMENSIONS (shown in approximate inches)


OVERALL OUTSIDE			ARM HEIGHT	INSIDE SEAT		SEAT HEIGHT	INSIDE BACK		INSIDE ARM HEIGHT
WIDTH	DEPTH	HEIGHT		WIDTH	DEPTH		WIDTH	HEIGHT	
24.75	22	33.25	N/A	18	17.5	17	17.75	17.5	N/A



DESCRIPTION	PRODUCT NUMBER	COM YARDS	SHIP WEIGHT	SHIP VOLUME
Firefly II Stacking Guest Chair, Armless w/ Mesh Back & Upholstered Seat	FLY201MUFST	.5	23 lb.	11 ft ³

PRODUCT DIMENSIONS (shown in approximate inches)

OVERALL OUTSIDE			ARM HEIGHT	INSIDE SEAT		SEAT HEIGHT	INSIDE BACK		INSIDE ARM HEIGHT
WIDTH	DEPTH	HEIGHT		WIDTH	DEPTH		WIDTH	HEIGHT	
24.75	22	33.25	N/A	18	17.5	17.75	17.75	17.5	N/A



DESCRIPTION	PART NUMBER	FINISH/COLOR	SHIP WEIGHT	SHIP VOLUME
Transport Dolly (for Firefly II Stacking Guest Chairs - All Models)	U600TD	Semi-Gloss Black	30 lb.	7.5 ft ³

- Mesh backing on the 200M/201M models allows for comfortable air circulation and dynamic ergonomic support
- Light and easy to move
- All models (except mesh back) feature a black polypropylene back shell for durability and protection
- Frame finish: high impact epoxy powder coat, electrostatically applied for corrosion resistance, standard in semi-gloss black
- Model 200 features an all plastic seat and back for ease of cleaning where a simple seating solution is desired
- Chairs stack: 6 high free-standing, 10 high on optional Transport Dolly

TO ORDER:

See "How to Build Your Firefly II Stacking Armless Guest Chair Product Code" on Pg. 6.

How to Build Your Firefly II Stacking Guest Chair Product Code

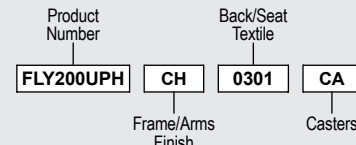


SELECT BASIC OPTIONS		SELECT STYLE/COLOR		OTHER OPTIONS
PRODUCT NUMBER	FRAME/ARMS FINISH	BACK FINISH/TEXTILE	SEAT FINISH/TEXTILE	CASTERS
FLY200 Firefly II Stacking Guest Chair w/ Plastic Back & Seat	BL = Semi-Gloss Black Frame & Arms	Black Plastic Seat	Black Plastic Seat	SD = No Casters
	CH = Semi-Gloss Black Frame w/Chrome Arms			CA = 2" Carpet Casters
FLY200UST Firefly II Stacking Guest Chair w/ Plastic Back & Upholstered Seat	BL = Semi-Gloss Black Frame & Arms	Black Plastic Seat	• Grade 1 • Grade 2 • Grade 3 • Grade 4 • Grade 5 • Grade 6 • Leather Grade L1 Select Textile/Leather from Mayer-Paetz Grade Groups or Conneaut Leather Options from OFG online App	SD = No Casters
	CH = Semi-Gloss Black Frame w/Chrome Arms			CA = 2" Carpet Casters
FLY200UPH Firefly II Stacking Guest Chair w/ Upholstered Back & Seat	BL = Semi-Gloss Black Frame & Arms	NOTE: Upholstered Back & Seat Textile will match.		SD = No Casters
	CH = Semi-Gloss Black Frame w/Chrome Arms			CA = 2" Carpet Casters
FLY200MPS Firefly II Stacking Guest Chair w/ Mesh Back & Plastic Seat	BL = Semi-Gloss Black Frame & Arms	Black Mesh Back	Black Plastic Seat	SD = No Casters
	CH = Semi-Gloss Black Frame w/Chrome Arms			CA = 2" Carpet Casters
FLY 200MUFST Firefly II Stacking Guest Chair w/ Mesh Back & Upholstered Seat	BL = Semi-Gloss Black Frame & Arms	Black Mesh Back	• Grade 1 • Grade 2 • Grade 3 • Grade 4 • Grade 5 • Grade 6 • Leather Grade L1 Select Textile/Leather from Mayer-Paetz Grade Groups or Conneaut Leather Options from OFG online App	SD = No Casters
	CH = Semi-Gloss Black Frame w/Chrome Arms			CA = 2" Carpet Casters

- Base Part Number
- Standard
- Options
(Possible Up-charge)

TO ORDER :

Select the Part Number and add options from matrix above.
 For example: To order a **Firefly II Stacking Guest Chair w/ Upholstered Seat & Back (FLY200UPH), Semi-Gloss Black Frame w/ Chrome Arms (CH), Black Upholstered Back & Seat Textile Color (0301) with 2" Carpet Casters (CA)**, specify:



How to Build Your Your Firefly II Armless Stacking Guest Chair Product Code



SELECT BASIC OPTIONS	SELECT STYLE/COLOR		OTHER OPTIONS
PRODUCT NUMBER	BACK FINISH/TEXTILE	SEAT FINISH/TEXTILE	CASTERS
FLY201 Firefly II Stacking Guest Chair, Armless w/ Plastic Back & Seat	Black Plastic Seat	Black Plastic Seat	SD = No Casters CA= 2" Carpet Casters
FLY201UST Firefly II Stacking Guest Chair Armless w/ Plastic Back & Upholstered Seat	Black Plastic Seat	• Grade 1 • Grade 2 • Grade 3 • Grade 4 • Grade 5 • Grade 6 • Leather Grade L1 Select Textile/Leather from Mayer-Paetz Grade Groups or Conneaut Leather Options from OFG online App	SD = No Casters CA= 2" Carpet Casters
FLY201UPH Firefly II Stacking Guest Chair, Armless w/ Upholstered Back & Seat	NOTE: Upholstered Back & Seat Textile will match.		SD = No Casters CA= 2" Carpet Casters
FLY201MPS Firefly II Stacking Guest Chair, Armless w/ Mesh Back & Plastic Seat	Black Mesh Back	Black Plastic Seat	SD = No Casters CA= 2" Carpet Casters
FLY 201MUFST Firefly II Stacking Guest Chair, Armless w/ Mesh Back & Upholstered Seat	Black Mesh Back	• Grade 1 • Grade 2 • Grade 3 • Grade 4 • Grade 5 • Grade 6 • Leather Grade L1 Select Textile/Leather from Mayer-Paetz Grade Groups or Conneaut Leather Options from OFG online App	SD = No Casters CA= 2" Carpet Casters

- Base Part Number
- Standard
- Options (Possible Up-charge)

TO ORDER :

Select the Part Number and add options from matrix above. For example: To order a **Firefly II Stacking Guest Chair, Armless w/ Upholstered Back & Seat (FLY201UPH)**, with **2" Carpet Casters (CA)**, and **Black Upholstered Back & Seat Textile Color (0301)** specify:

Product Number

FLY201UPH

Back/Seat Textile

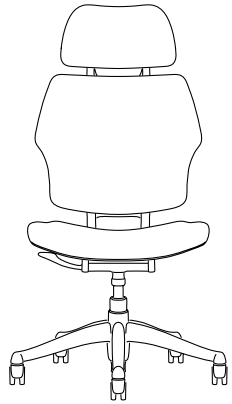
0301

Casters

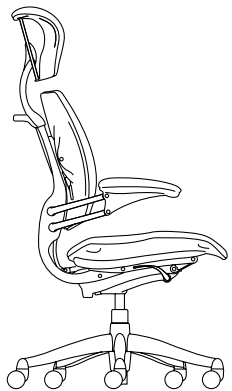
CA



FREEDOM • Ergonomic High Back Task Seating



Front View with Standard Option



Side View with Arm Option

DESCRIPTION	PRODUCT NUMBER	COM YARDS	SHIP WEIGHT	SHIP VOLUME
Freedom High Back Task Chair	F21FAB/F21LEA	1	35 - 39 lb.	19 ft ³

PRODUCT DIMENSIONS (shown in approximate inches)

OVERALL OUTSIDE			INSIDE ARM	INSIDE SEAT		SEAT HEIGHT	INSIDE BACK		INSIDE ARM
WIDTH	DEPTH	HEIGHT	WIDTH	WIDTH	DEPTH		WIDTH	HEIGHT	HEIGHT
26	26	48.2 - 53	21.55 - 32.2	17.5	17.4-19.85	17.8 - 22.6	19	18 - 20.9	3.75 - 9.6

- *Contemporary metal frame construction*
- *Convenient handle to transport chair from location to location*
- *Upholstered foam seat and back*
- *Pneumatic single level height adjustment*
- *Intelligent synchro mechanism*
- *Height adjustable synchronized arms*
- *Fingertip-adjustable arms*
- *Urethane soft gel armrest*
- *Adjustable passive lumbar back support*
- *Passive recline support*
- *Position-sensitive headrest (high back model only)*
- *Carpet casters*
- *ANSI/BIFMA*
- *Weight capacity: 300 lbs*
- *Height range of pneumatic cylinder*
- *Advance pivoting arm rest (check for availability)*

TO ORDER:

See "How to Build Your Freedom Ergonomic High Back Task Chair Product Code" on Pg. 2.

How to Build Your Freedom Ergonomic High Back Task Chair Product Code

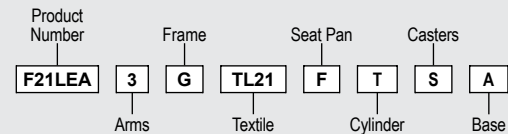


SELECT BASIC CHAIR OPTIONS			SELECT STYLE/COLOR		SELECT OTHER OPTIONS		
PRODUCT NUMBER	ARMS	FRAME/TRIM	TEXTILE	SEAT PAN	CYLINDER	CASTERS	BASE UPGRADE
F21FAB Freedom High Back Task Chair (Textile Upholstery)	0 = Armless	G = Graphite	• Grade 1	F = Foam Seat	S = Cylinder	H = Hard Casters	S = Matching Base
F21LEA Freedom High Back Task Chair (Leather Upholstery)	1 = Standard Duron Arms 2 = Standard Duron Arms w/ Textile 3 = Advance Duron Arms 4 = Advance Duron Arms w/ Textile C = Advance Duron Gel Arms w/ Textile D = Advance Duron Gel Arms M = Standard Duron Gel Arms w/ Textile X = Standard Duron Gel Arms	A = Polished Aluminum w/ Graphite Trim	• Grade 2 • Grade 3 • Grade 4 • Grade 5 • Grade 6 • Leather Grade L1 • Leather Grade L3 Note: Select Textile/Leather from Grade Groups on Pg. 3	G = Gel Seat Note: Gel Seat <u>not</u> available with leather	T = Tall 5"	S = Soft Casters G = Glides	M = Powder-Coated Aluminum Base A = Polished Aluminum Base Note: Base Upgrade for Graphite Frame only

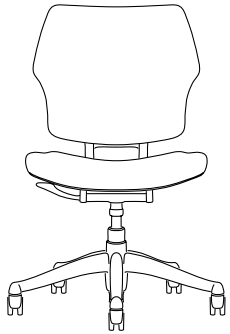
- Base Part Number
- Standard
- Options (Potential Upcharge)

TO ORDER:

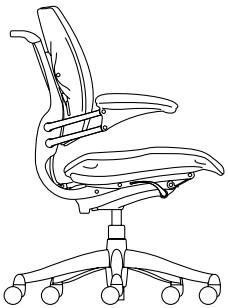
Select the Product Number and add options from matrix above. For example, to order a **Freedom Ergonomic High Back Task Chair**, upholstered in **Leather (F21LEA)** with **Advance Duron Arms (3)**, **Graphite Frame Color (G)**, with **Ticino/Umber Leather (TL21)**, **Foam Seat (F)**, **Tall 5" Cylinder (T)**, **Soft Casters (S)** and **Polished Aluminum Base Upgrade (A)**, specify:



Freedom • Ergonomic Mid Back Task Seating



Front View with Standard Option



Side View with Arm Option

DESCRIPTION	PRODUCT NUMBER	COM YARDS	SHIP WEIGHT	SHIP VOLUME
Freedom Mid Back Task Chair	F11FAB \ F11LEA	1	35-39 lb.	19 ft³

PRODUCT DIMENSIONS (shown in approximate inches)

OVERALL OUTSIDE			INSIDE ARM	INSIDE SEAT		SEAT HEIGHT	INSIDE BACK		INSIDE ARM
WIDTH	DEPTH	HEIGHT	WIDTH	WIDTH	DEPTH		WIDTH	HEIGHT	HEIGHT
26	26	36.7 - 41.5	21.55 - 32.2	17.5	17.4-19.85	17.8 - 22.6	19	18 - 20.9	3.75 - 9.6

- *Contemporary metal frame construction*
- *Convenient handle to transport chair from location to location*
- *Upholstered foam seat and back*
- *Pneumatic single level height adjustment*
- *Intelligent synchro mechanism*
- *Height adjustable synchronized arms*
- *Fingertip-adjustable arms*
- *Urethane soft gel armrest*
- *Adjustable passive lumbar back support*
- *Passive recline support*
- *Carpet casters*
- *ANSI/BIFMA*
- *Weight capacity: 300 lbs*
- *Height range of pneumatic cylinder*
- *Advance pivoting arm rest (check for availability)*

TO ORDER:

See "How to Build Your Freedom Ergonomic Mid Back Task Chair Product Code" on Pg. 2.

How to Build Your Freedom Ergonomic Mid Back Task Seating Chair Product Code

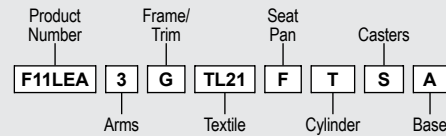


SELECT BASIC CHAIR OPTIONS		SELECT STYLE/COLOR		OTHER OPTIONS			
PRODUCT NUMBER	ARMS	FRAME/TRIM	TEXTILE	SEAT PAN	CYLINDER	CASTERS	BASE UPGRADE
F11FAB Mid Back Task Chair (Textile Upholstery)	0 = Armless	G = Graphite	<ul style="list-style-type: none"> • Grade 1 	F = Foam Seat	S = Cylinder	H = Hard Casters	S = Matching Base
	1 = Standard Duron Arms 2 = Standard Duron Arms w/ Textile 3 = Advance Duron Arms 4 = Advance Duron Arms w/ Textile C = Advance Duron Gel Arms w/ Textile D = Advance Duron Gel Arms M = Standard Duron Gel Arms w/ Textile X = Standard Duron Gel Arms	A = Polished Aluminum w/ Graphite Trim	<ul style="list-style-type: none"> • Grade 2 • Grade 3 • Grade 4 • Grade 5 • Grade 6 • Leather Grade L1 • Leather Grade L3 <p>Note: Select Textile/Leather from Grade Groups on Pg. 3</p>	G = Gel Seat <p>Note: Gel Seat <u>not</u> available with leather</p>	T = Tall 5"	S = Soft Casters G = Glides (+ \$11)	M = Powder-Coated Aluminum Base A = Polished Aluminum Base <p>Note: Base Upgrade for Graphite Frame <u>only</u></p>
F11LEA Mid Back Task Chair (Leather Upholstery)							


- Base Part Number
- Standard
- Options (Possible Upcharge)

TO ORDER:

Select the Product Number and add options from matrix above. For example, to order an **Ergonomic Freedom Mid Back Task Chair**, upholstered in **Leather (F11LEA)** with **Advance Duron Arms (3)**, **Graphite Frame Color (G)**, with **Ticino/Umbre Leather (TL21)**, **Foam Seat (F)**, **Tall 5" Cylinder (T)**, **Soft Casters (S)** and **Polished Aluminum Base Upgrade (A)**, specify:



GRAZIE • Stacking Guest Seating



DESCRIPTION			PRODUCT NUMBER	COM YARDS	SHIP WEIGHT	SHIP VOLUME
Four-Leg Armless Chair, Polypropylene			GLNAP	N/A	22 lb.	14.5 ft³

PRODUCT DIMENSIONS (shown in approximate inches)


OVERALL OUTSIDE			OUTSIDE ARM HEIGHT	INSIDE SEAT		SEAT HEIGHT	INSIDE BACK		INSIDE ARM HEIGHT
WIDTH	DEPTH	HEIGHT	HEIGHT	WIDTH	DEPTH	HEIGHT	WIDTH	HEIGHT	HEIGHT
23.5	27.38	32.63	N/A	18.5	18.31	17.75	18.5	15	N/A



DESCRIPTION			PRODUCT NUMBER	COM YARDS	SHIP WEIGHT	SHIP VOLUME
Four-Leg Armless Chair, Upholstered Seat			GLNAU	.5	26 lb.	14.5 ft³

PRODUCT DIMENSIONS (shown in approximate inches)

OVERALL OUTSIDE			OUTSIDE ARM HEIGHT	INSIDE SEAT		SEAT HEIGHT	INSIDE BACK		INSIDE ARM HEIGHT
WIDTH	DEPTH	HEIGHT	HEIGHT	WIDTH	DEPTH	HEIGHT	WIDTH	HEIGHT	HEIGHT
23.5	27.38	32.63	N/A	18.5	18.31	18.75	18.5	14	N/A



DESCRIPTION			PRODUCT NUMBER	COM YARDS	SHIP WEIGHT	SHIP VOLUME
Four-Leg Armless Chair, Upholstered Seat/Back			GLNAUB	1	28 lb.	14.5 ft³

PRODUCT DIMENSIONS (shown in approximate inches)

OVERALL OUTSIDE			OUTSIDE ARM HEIGHT	INSIDE SEAT		SEAT HEIGHT	INSIDE BACK		INSIDE ARM HEIGHT
WIDTH	DEPTH	HEIGHT	HEIGHT	WIDTH	DEPTH	HEIGHT	WIDTH	HEIGHT	HEIGHT
23.5	27.38	32.63	N/A	18.5	18.31	18.75	18.5	14	N/A

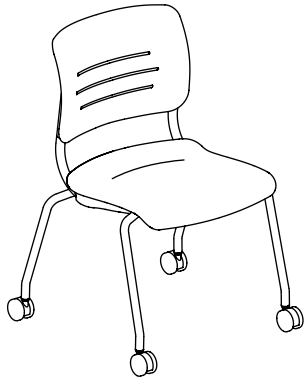
- Long-lasting and durable tubular steel frame construction
- Injection-molded polypropylene seat and back
- Stack poly chairs 12 high on a dolly or 5 high on the floor
- Plastic or steel glide options
- Arm and armless chairs with or without casters available
- Powder coat or bright nickel-chrome plating
- Ergonomic articulation
- ANSI/BIFMA
- Tested to 300 pound usage standards
- Greenguard certified
- 10-year warranty - structural integrity
- 3-year warranty - upholstery
- Weight capacity: 275 lbs.



TO ORDER:

See "How to Build Your Grazie Stacking Seating Product Code" on Pg. 10.

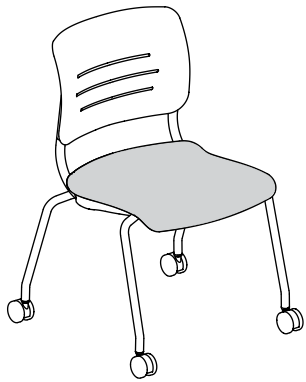
GRAZIE • Stacking Guest Seating



DESCRIPTION	PRODUCT NUMBER	COM YARDS	SHIP WEIGHT	SHIP VOLUME
Four-Leg Armless Chair, Polypropylene w/ Casters	GLNAPC	N/A	24 lb.	14.5 ft ³

PRODUCT DIMENSIONS (shown in approximate inches)

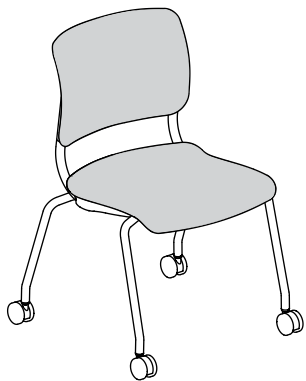
OVERALL OUTSIDE			OUTSIDE ARM HEIGHT	INSIDE SEAT		SEAT HEIGHT	INSIDE BACK		INSIDE ARM HEIGHT
WIDTH	DEPTH	HEIGHT	HEIGHT	WIDTH	DEPTH	HEIGHT	WIDTH	HEIGHT	HEIGHT
23.5	27.38	32.63	N/A	18.5	18.31	17.75	18.5	15	N/A



DESCRIPTION	PRODUCT NUMBER	COM YARDS	SHIP WEIGHT	SHIP VOLUME
Four-Leg Armless Chair, Upholstered Seat w/ Casters	GLNAUC	.5	27 lb.	14.5 ft ³

PRODUCT DIMENSIONS (shown in approximate inches)

OVERALL OUTSIDE			OUTSIDE ARM HEIGHT	INSIDE SEAT		SEAT HEIGHT	INSIDE BACK		INSIDE ARM HEIGHT
WIDTH	DEPTH	HEIGHT	HEIGHT	WIDTH	DEPTH	HEIGHT	WIDTH	HEIGHT	HEIGHT
23.5	27.38	32.63	N/A	18.5	18.31	18.75	18.5	14	N/A



DESCRIPTION	PRODUCT NUMBER	COM YARDS	SHIP WEIGHT	SHIP VOLUME
Four-Leg Armless Chair, Upholstered Seat/Back w/ Casters	GLNAUBC	1	28 lb.	14.5 ft ³

PRODUCT DIMENSIONS (shown in approximate inches)

OVERALL OUTSIDE			OUTSIDE ARM HEIGHT	INSIDE SEAT		SEAT HEIGHT	INSIDE BACK		INSIDE ARM HEIGHT
WIDTH	DEPTH	HEIGHT	HEIGHT	WIDTH	DEPTH	HEIGHT	WIDTH	HEIGHT	HEIGHT
23.5	27.38	32.63	N/A	18.5	18.31	18.75	18.5	14	N/A


- Long-lasting and durable tubular steel frame construction
- Injection-molded polypropylene seat and back
- Stack poly chairs 12 high on a dolly or 5 high on the floor
- Plastic or steel glide options
- Arm and armless chairs with or without casters available
- Powder coat or bright nickel-chrome plating
- Ergonomic articulation
- ANSI/BIFMA
- Tested to 300 pound usage standards
- Greenguard certified
- 10-year warranty - structural integrity
- 3-year warranty - upholstery
- Weight capacity: 275 lbs.



TO ORDER:

See "How to Build Your Grazie Stacking Seating Product Code" on Pg. 10.


GRAZIE • Stacking Guest Seating



DESCRIPTION	PRODUCT NUMBER	COM YARDS	SHIP WEIGHT	SHIP VOLUME
Four-Leg Cantilever Armchair, Polypropylene	GLCAP	N/A	26 lb.	17 ft³

PRODUCT DIMENSIONS (shown in approximate inches)


OVERALL OUTSIDE			OUTSIDE ARM HEIGHT	INSIDE SEAT		SEAT HEIGHT	INSIDE BACK		INSIDE ARM HEIGHT
WIDTH	DEPTH	HEIGHT		WIDTH	DEPTH		WIDTH	HEIGHT	
23.5	27.38	32.63	26.25	18.5	18.31	17.75	18.5	15	9



DESCRIPTION	PRODUCT NUMBER	COM YARDS	SHIP WEIGHT	SHIP VOLUME
Four-Leg Cantilever Armchair, Upholstered Seat	GLCAU	.5	29 lb.	17 ft³

PRODUCT DIMENSIONS (shown in approximate inches)

OVERALL OUTSIDE			OUTSIDE ARM HEIGHT	INSIDE SEAT		SEAT HEIGHT	INSIDE BACK		INSIDE ARM HEIGHT
WIDTH	DEPTH	HEIGHT		WIDTH	DEPTH		WIDTH	HEIGHT	
23.5	27.38	32.63	26.25	18.5	18.31	18.75	18.5	14	8



DESCRIPTION	PRODUCT NUMBER	COM YARDS	SHIP WEIGHT	SHIP VOLUME
Four-Leg Cantilever Armchair, Upholstered Seat/Back	GLCAUB	1	31 lb.	17 ft³

PRODUCT DIMENSIONS (shown in approximate inches)

OVERALL OUTSIDE			OUTSIDE ARM HEIGHT	INSIDE SEAT		SEAT HEIGHT	INSIDE BACK		INSIDE ARM HEIGHT
WIDTH	DEPTH	HEIGHT		WIDTH	DEPTH		WIDTH	HEIGHT	
23.5	27.38	32.63	26.25	18.5	18.31	18.75	18.5	14	8

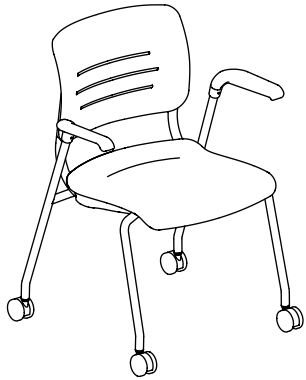
- Long-lasting and durable tubular steel frame construction
- Injection-molded polypropylene seat and back
- Stack poly chairs 12 high on a dolly or 5 high on the floor
- Plastic or steel glide options
- Arm and armless chairs with or without casters available
- Powder coat or bright nickel-chrome plating
- Ergonomic articulation
- ANSI/BIFMA
- Tested to 300 pound usage standards
- Greenguard certified
- 10-year warranty - structural integrity
- 3-year warranty - upholstery
- Weight capacity: 275 lbs.



TO ORDER:

See "How to Build Your Grazie Stacking Seating Product Code" on Pg. 10.

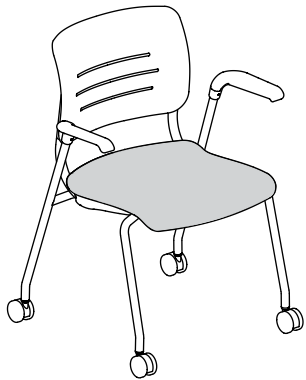
GRAZIE • Stacking Guest Seating



DESCRIPTION	PRODUCT NUMBER	COM YARDS	SHIP WEIGHT	SHIP VOLUME
Four-Leg Cantilever Armchair, Polypropylene w/ Casters	GLCAPC	N/A	27 lb.	17 ft³

PRODUCT DIMENSIONS (shown in approximate inches)

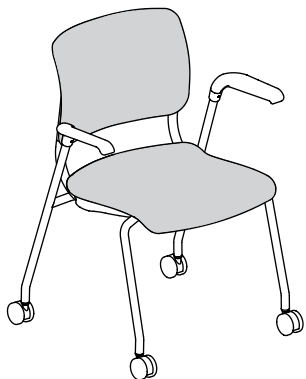
OVERALL OUTSIDE			OUTSIDE ARM HEIGHT	INSIDE SEAT		SEAT HEIGHT	INSIDE BACK		INSIDE ARM HEIGHT
WIDTH	DEPTH	HEIGHT	HEIGHT	WIDTH	DEPTH	HEIGHT	WIDTH	HEIGHT	HEIGHT
23.5	27.38	32.63	26.25	18.5	18.31	17.75	18.5	15	9



DESCRIPTION	PRODUCT NUMBER	COM YARDS	SHIP WEIGHT	SHIP VOLUME
Four-Leg Cantilever Armchair, Upholstered Seat w/ Casters	GLCAUC	.5	30 lb.	17 ft³

PRODUCT DIMENSIONS (shown in approximate inches)

OVERALL OUTSIDE			OUTSIDE ARM HEIGHT	INSIDE SEAT		SEAT HEIGHT	INSIDE BACK		INSIDE ARM HEIGHT
WIDTH	DEPTH	HEIGHT	HEIGHT	WIDTH	DEPTH	HEIGHT	WIDTH	HEIGHT	HEIGHT
23.5	27.38	32.63	26.25	18.5	18.31	18.75	18.5	14	8



DESCRIPTION	PRODUCT NUMBER	COM YARDS	SHIP WEIGHT	SHIP VOLUME
Four-Leg Cantilever Armchair, Upholstered Seat/Back w/ Casters	GLCAUBC	1	31 lb.	17 ft³

PRODUCT DIMENSIONS (shown in approximate inches)

OVERALL OUTSIDE			OUTSIDE ARM HEIGHT	INSIDE SEAT		SEAT HEIGHT	INSIDE BACK		INSIDE ARM HEIGHT
WIDTH	DEPTH	HEIGHT	HEIGHT	WIDTH	DEPTH	HEIGHT	WIDTH	HEIGHT	HEIGHT
23.5	27.38	32.63	26.25	18.5	18.31	18.75	18.5	14	8

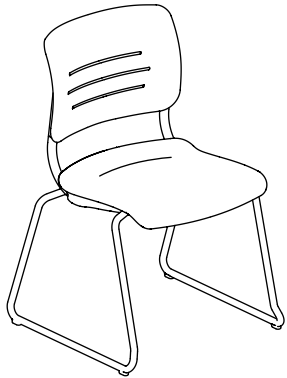
- Long-lasting and durable tubular steel frame construction
- Injection-molded polypropylene seat and back
- Stack poly chairs 12 high on a dolly or 5 high on the floor
- Plastic or steel glide options
- Arm and armless chairs with or without casters available
- Powder coat or bright nickel-chrome plating
- Ergonomic articulation
- ANSI/BIFMA
- Tested to 300 pound usage standards
- Greenguard certified
- 10-year warranty - structural integrity
- 3-year warranty - upholstery
- Weight capacity: 275 lbs.



TO ORDER:

See "How to Build Your Grazie Stacking Seating Product Code" on Pg. 10.


GRAZIE • Stacking Guest Seating



DESCRIPTION	PRODUCT NUMBER	COM YARDS	SHIP WEIGHT	SHIP VOLUME
Sled Base Armless Chair, Polypropylene	GSNAP	N/A	25 lb.	17 ft³

PRODUCT DIMENSIONS (shown in approximate inches)


OVERALL OUTSIDE			OUTSIDE ARM HEIGHT	INSIDE SEAT		SEAT HEIGHT	INSIDE BACK		INSIDE ARM HEIGHT
WIDTH	DEPTH	HEIGHT	HEIGHT	WIDTH	DEPTH	HEIGHT	WIDTH	HEIGHT	HEIGHT
23.5	27.38	32.63	N/A	18.5	18.31	17.75	18.5	14	N/A



DESCRIPTION	PRODUCT NUMBER	COM YARDS	SHIP WEIGHT	SHIP VOLUME
Sled Base Armless Chair, Upholstered Seat	GNAU	.5	28 lb.	17 ft³

PRODUCT DIMENSIONS (shown in approximate inches)

OVERALL OUTSIDE			OUTSIDE ARM HEIGHT	INSIDE SEAT		SEAT HEIGHT	INSIDE BACK		INSIDE ARM HEIGHT
WIDTH	DEPTH	HEIGHT	HEIGHT	WIDTH	DEPTH	HEIGHT	WIDTH	HEIGHT	HEIGHT
23.5	27.38	32.63	N/A	18.5	18.31	18.75	18.5	14	N/A



DESCRIPTION	PRODUCT NUMBER	COM YARDS	SHIP WEIGHT	SHIP VOLUME
Sled Base Armless Chair, Upholstered Seat/Back	GSNAUB	1	30 lb.	17 ft³

PRODUCT DIMENSIONS (shown in approximate inches)

OVERALL OUTSIDE			OUTSIDE ARM HEIGHT	INSIDE SEAT		SEAT HEIGHT	INSIDE BACK		INSIDE ARM HEIGHT
WIDTH	DEPTH	HEIGHT	HEIGHT	WIDTH	DEPTH	HEIGHT	WIDTH	HEIGHT	HEIGHT
23.5	27.38	32.63	N/A	18.5	18.31	18.75	18.5	14	N/A


- Long-lasting and durable tubular steel frame construction
- Injection-molded polypropylene seat and back
- Stack poly chairs 12 high on a dolly or 5 high on the floor
- Powder coat or bright nickel-chrome plating
- Ergonomic articulation
- ANSI/BIFMA
- Tested to 300 pound usage standards
- Greenguard certified
- 10-year warranty - structural integrity
- 3-year warranty - upholstery
- Weight capacity: 275 lbs.



TO ORDER:

See "How to Build Your Grazie Stacking Seating Product Code" on Pg. 10.


GRAZIE • Stacking Guest Seating



DESCRIPTION	PRODUCT NUMBER	COM YARDS	SHIP WEIGHT	SHIP VOLUME
Sled Base Cantilever Armchair, Polypropylene	GSCAP	N/A	25 lb.	17 ft ³

PRODUCT DIMENSIONS (shown in approximate inches)


OVERALL OUTSIDE			OUTSIDE ARM HEIGHT	INSIDE SEAT		SEAT HEIGHT	INSIDE BACK		INSIDE ARM HEIGHT
WIDTH	DEPTH	HEIGHT		WIDTH	DEPTH		WIDTH	HEIGHT	
23.5	27.38	32.63	26.25	18.5	18.31	17.75	18.5	14	8



DESCRIPTION	PRODUCT NUMBER	COM YARDS	SHIP WEIGHT	SHIP VOLUME
Sled Base Cantilever Armchair, Upholstered Seat	GSCAU	.5	30 lb.	17 ft ³

PRODUCT DIMENSIONS (shown in approximate inches)

OVERALL OUTSIDE			OUTSIDE ARM HEIGHT	INSIDE SEAT		SEAT HEIGHT	INSIDE BACK		INSIDE ARM HEIGHT
WIDTH	DEPTH	HEIGHT		WIDTH	DEPTH		WIDTH	HEIGHT	
23.5	27.38	32.63	26.25	18.5	18.31	18.75	18.5	14	8



DESCRIPTION	PRODUCT NUMBER	COM YARDS	SHIP WEIGHT	SHIP VOLUME
Sled Base Cantilever Armchair, Upholstered Seat/Back	GSCAUB	1	32 lb.	17 ft ³

PRODUCT DIMENSIONS (shown in approximate inches)

OVERALL OUTSIDE			OUTSIDE ARM HEIGHT	INSIDE SEAT		SEAT HEIGHT	INSIDE BACK		INSIDE ARM HEIGHT
WIDTH	DEPTH	HEIGHT		WIDTH	DEPTH		WIDTH	HEIGHT	
23.5	27.38	32.63	26.25	18.5	18.31	18.75	18.5	14	8


- Long-lasting and durable tubular steel frame construction
- Injection-molded polypropylene seat and back
- Stack poly chairs 12 high on a dolly or 5 high on the floor
- Powder coat or bright nickel-chrome plating
- Ergonomic articulation
- ANSI/BIFMA
- Tested to 300 pound usage standards
- Greenguard certified
- 10-year warranty - structural integrity
- 3-year warranty - upholstery
- Weight capacity: 275 lbs.



TO ORDER:

See "How to Build Your Grazie Stacking Seating Product Code" on Pg. 10.

GRAZIE • Stacking Guest Seating



DESCRIPTION	PRODUCT NUMBER	COM YARDS	SHIP WEIGHT	SHIP VOLUME
Four-Leg Armless Cafe Stool, Polypropylene - 24" or 30" Seat Height	GLSNAP	N/A	32 lb.	19 ft³


PRODUCT DIMENSIONS (shown in approximate inches)

OVERALL OUTSIDE			OUTSIDE ARM HEIGHT	INSIDE SEAT		SEAT HEIGHT	INSIDE BACK		INSIDE ARM HEIGHT
WIDTH	DEPTH	HEIGHT		WIDTH	DEPTH		WIDTH	HEIGHT	
22.19	21.31	38.63	N/A	18.5	18.31	23.75	18.5	15	N/A
22.19	21.31	44.63							

DESCRIPTION	PRODUCT NUMBER	COM YARDS	SHIP WEIGHT	SHIP VOLUME
Four-Leg Armless Cafe Stool, Upholstered Seat - 24" or 30" Seat Height	GLSNAU	.5	35 lb.	19 ft³

PRODUCT DIMENSIONS (shown in approximate inches)


OVERALL OUTSIDE			OUTSIDE ARM HEIGHT	INSIDE SEAT		SEAT HEIGHT	INSIDE BACK		INSIDE ARM HEIGHT
WIDTH	DEPTH	HEIGHT		WIDTH	DEPTH		WIDTH	HEIGHT	
22.19	21.31	38.63	N/A	18.5	18.31	24.75	18.5	14	N/A
22.19	21.31	44.63							



DESCRIPTION	PRODUCT NUMBER	COM YARDS	SHIP WEIGHT	SHIP VOLUME
Four-Leg Armless Cafe Stool, Upholstered Seat/Back - 24" or 30" Seat Height	GLSNAUB	1	37 lb.	19 ft³

PRODUCT DIMENSIONS (shown in approximate inches)

OVERALL OUTSIDE			OUTSIDE ARM HEIGHT	INSIDE SEAT		SEAT HEIGHT	INSIDE BACK		INSIDE ARM HEIGHT
WIDTH	DEPTH	HEIGHT		WIDTH	DEPTH		WIDTH	HEIGHT	
22.19	21.31	38.63	N/A	18.5	18.31	24.75	18.5	14	N/A
22.19	21.31	44.63							



- Long-lasting and durable tubular steel frame construction
- Injection-molded polypropylene seat and back
- Plastic or steel glide options
- Powder coat or bright nickel-chrome plating
- Ergonomic articulation
- ANSI/BIFMA
- Tested to 300 pound usage standards
- Greenguard certified
- 10-year warranty - structural integrity
- 3-year warranty - upholstery
- Weight capacity: 275 lbs.




TO ORDER:

See "How to Build Your Grazie Stacking Seating Product Code" on Pg. 10.

NOTES:

- Cafe Stools cannot be stacked on dolly, Stools Stack 4 High on Floor


GRAZIE • Stacking Guest Seating



DESCRIPTION	PRODUCT NUMBER	COM YARDS	SHIP WEIGHT	SHIP VOLUME
Four-Leg Cantilever Arm Cafe Stool, Polypropylene - 24" or 30" Seat Height	GLSCAP	N/A	35 lb.	19 ft³

PRODUCT DIMENSIONS (shown in approximate inches)


OVERALL OUTSIDE			OUTSIDE ARM HEIGHT	INSIDE SEAT		SEAT HEIGHT	INSIDE BACK		INSIDE ARM HEIGHT
WIDTH	DEPTH	HEIGHT	HEIGHT	WIDTH	DEPTH	HEIGHT	WIDTH	HEIGHT	HEIGHT
22.19	21.31	38.63	32.25	18.5	18.31	23.75	18.5	15	9
22.19	21.31	44.63	38.25			29.75			



DESCRIPTION	PRODUCT NUMBER	COM YARDS	SHIP WEIGHT	SHIP VOLUME
Four-Leg Cantilever Arm Cafe Stool, Upholstered Seat - 24" or 30" Seat Height	GLSCAU	.5	38 lb.	19 ft³

PRODUCT DIMENSIONS (shown in approximate inches)

OVERALL OUTSIDE			OUTSIDE ARM HEIGHT	INSIDE SEAT		SEAT HEIGHT	INSIDE BACK		INSIDE ARM HEIGHT
WIDTH	DEPTH	HEIGHT	HEIGHT	WIDTH	DEPTH	HEIGHT	WIDTH	HEIGHT	HEIGHT
22.19	21.31	38.63	32.25	18.5	18.31	24.75	18.5	14	8
22.19	21.31	44.63	38.25			30.75			



DESCRIPTION	PRODUCT NUMBER	COM YARDS	SHIP WEIGHT	SHIP VOLUME
Four-Leg Cantilever Arm Cafe Stool, Upholstered Seat/Back - 24" or 30" Seat Height	GLSCAUB	1	40 lb.	19 ft³

PRODUCT DIMENSIONS (shown in approximate inches)

OVERALL OUTSIDE			OUTSIDE ARM HEIGHT	INSIDE SEAT		SEAT HEIGHT	INSIDE BACK		INSIDE ARM HEIGHT
WIDTH	DEPTH	HEIGHT	HEIGHT	WIDTH	DEPTH	HEIGHT	WIDTH	HEIGHT	HEIGHT
22.19	21.31	38.63	32.25	18.5	18.31	24.75	18.5	14	8
22.19	21.31	44.63	38.25			30.75			

- Long-lasting and durable tubular steel frame construction
- Injection-molded polypropylene seat and back
- Plastic or steel glide options
- Powder coat or bright nickel-chrome plating
- Ergonomic articulation
- ANSI/BIFMA
- Tested to 300 pound usage standards
- Greenguard certified
- 10-year warranty - structural integrity
- 3-year warranty - upholstery
- Weight capacity: 275 lbs.



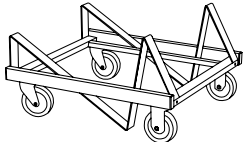
TO ORDER:

See "How to Build Your Grazie Stacking Seating Product Code" on Pg. 10.

NOTES:

- Cafe Stools cannot be stacked on dolly, Stools Stack 4 High on Floor

GRAZIE • Stacking Guest Seating



DESCRIPTION	PART NUMBER	COLOR/FINISH	SHIP WEIGHT	SHIP VOLUME
Transport Dolly	GCDL	Black Powder Coat	32 lb.	N/A

- Stack poly chairs 12 high on a dolly or 5 high on the floor



How to Build Your Grazie Four Leg Stacking Guest Seating Product Code



SELECT BASIC CHAIR OPTIONS		SELECT STYLE/COLOR		SELECT OTHER OPTIONS	
PRODUCT NUMBER	FRAME COLOR	SEAT/BACK POLY COLOR	UPHOLSTERY TEXTILE/ COLOR	GLIDE*	CASTER*
GLNAP Four Leg Armless Chair, Polypropylene w/ Glides GLNAU Four-Leg Armless Chair, Upholstered Seat w/ Glides GLNAUB Four-Leg Armless Chair, Upholstered Seat/Back w/ Glides GLNAPC Four Leg Armless Chair, Polypropylene w/ Casters GLNAUC Four-Leg Armless Chair, Upholstered Seat w/ Casters GLNAUBC Four-Leg Armless Chair, Upholstered Seat/Back w/ Casters GLCAP Four-Leg Cantilever Armchair, Polypropylene w/ Glides GLCAU Four-Leg Cantilever Armchair, Upholstered Seat w/ Glides GLCAUB Four-Leg Cantilever Armchair, Upholstered Seat/Back w/ Glides GLCAPC Four-Leg Cantilever Armchair, Polypropylene w/ Casters GLCAUC Four-Leg Cantilever Armchair, Upholstered Seat w/ Casters GLCAUBC Four-Leg Cantilever Armchair Upholstered Seat/Back w/ Casters	CH = Chrome BL = Black	SA = Sand ND = Nordic BL = Black WG = Warm Grey CO = Cottonwood	• Grade 1 • Grade 2 • Grade 3 • Grade 4 • Grade 5 • Grade 6 • Leather Grade L1 Refer to Mayer-Paetz standard offering for specific fabric Group numbers (add 4-digit code)	P = Plastic Glides S = Steel Glides *NOTE: Glides only offered on models that do not end in C (GLNAP, GLNAU, GLNAUB, GLCAP, GLCAU, GLCAUB)	C = Carpet Casters S = Hard Floor Casters *NOTE: Casters only offered on models that end in C (GLNAPC, GLNAUC, GLNAUBC, GLCAPC, GLCAUC, GLCAUBC)

- Base Part Number
- Standard
- Options (Potential Upcharge)

TO ORDER:
 Select the Part Number and add options from matrix above. For example, to order a **Grazie Four Leg Armless Chair, Polypropylene w/Casters (GLNAPC), Chrome Frame (CH), Sand Seat & Back Color (SA) and Carpet Casters (C)**, specify:

Product Number

GLNAPC

Frame Color

CH

Seat/Back Color

SA

Casters

C



How to Build Your Grazie Sled Base Stacking Guest Seating Product Code



SELECT BASIC CHAIR OPTIONS		SELECT STYLE/COLOR		SELECT OTHER OPTIONS
PRODUCT NUMBER	FRAME COLOR	SEAT/BACK POLY COLOR	UPHOLSTERY TEXTILE/COLOR	GLIDE
GSNAP Sled Base Armless Chair, Polypropylene GSNAU Sled Base Armless Chair, Upholstered Seat GSNAUB Sled Base Armless Chair, Upholstered Seat/Back GSCAP Sled Base Cantilever Armchair, Polypropylene GSCAU Sled Base Cantilever Armchair, Upholstered Sea GSCAUB Sled Base Cantilever Armchair, Upholstered Seat/Back	CH = Chrome BL = Black	SA = Sand ND = Nordic BL = Black WG = Warm Grey CO = Cottonwood	• Grade 1 • Grade 2 • Grade 3 • Grade 4 • Grade 5 • Grade 6 • Leather Grade L1 Refer to Mayer-Paetz standard offering for specific fabric Group numbers (add 4-digit code)	S = Steel Glides B = Black Plastic Glides R = Non-Skid Rubber Glides F = Felt Glides

- Base Part Number
- Standard
- Options (Potential Upcharge)

TO ORDER:
 Select the Part Number and add options from matrix above. For example, to order a **Grazie Sled Base Armless Chair, Upholstered Seat (GSNAU), Chrome Frame (CH), Sand Back Poly Color (SA) and Steel Glides (S)**, specify:

Product Number

GSNAU

Frame Color

CH

Seat/Back Color

SA

Glides

S



How to Build Your Grazie Cafe Stool Stacking Guest Seating Product Code



SELECT BASIC CHAIR OPTIONS		SELECT TEXTILE STYLE/COLOR		SELECT OTHER OPTIONS	
PRODUCT NUMBER	SEAT HEIGHT	FRAME COLOR	SEAT/BACK POLY COLOR	UPHOLSTERY TEXTILE/COLOR	GLIDE
<p>GLSNAP Four-Leg Armless Cafe Stool, Polypropylene, 24" or 30" Seat Height</p> <p>GLSNAU Four-Leg Armless Cafe Stool, Upholstered Seat, 24" or 30" Seat Height</p> <p>GLSNAUB Four-Leg Armless Cafe Stool, Upholstered Seat/Back, 24" or 30" Seat Height</p> <p>GLSCAP Four-Leg Cantilever Arm Cafe Stool, Polypropylene, 24" or 30" Seat Height</p> <p>GLSCAU Four-Leg Cantilever Arm Cafe Stool, Upholstered Seat, 24" or 30" Seat Height</p> <p>GLSCAUB Four-Leg Cantilever Arm Cafe Stool, Upholstered Seat/Back, 24" or 30" Seat Height</p>	<p>24 = 24" Seat Height</p> <p>30 = 30" Seat Height</p>	<p>CH = Chrome</p> <p>BL = Black</p>	<p>SA = Sand</p> <p>ND = Nordic</p> <p>BL = Black</p> <p>WG = Warm Grey</p> <p>CO = Cottonwood</p>	<p>• Grade 1</p> <p>• Grade 2</p> <p>• Grade 3</p> <p>• Grade 4</p> <p>• Grade 5</p> <p>• Grade 6</p> <p>• Leather Grade L1</p> <p>Refer to Mayer-Paetz standard offering for specific fabric Group numbers (add 4-digit code)</p>	<p>P = Plastic Glides</p> <p>S = Steel Glides</p>

- Base Part Number
- Standard
- Options (Potential Upcharge)

TO ORDER:
 Select the Part Number and add options from matrix above. For example, to order a **Grazie Four Leg Armless Cafe Stool, Upholstered Seat (GLSNAU), Chrome Frame (CH), Sand Back Poly Color (SA) and Plastic Glides (P)**, specify:

Product Number

GLNAPC

Frame Color

CH

Seat/Back Color

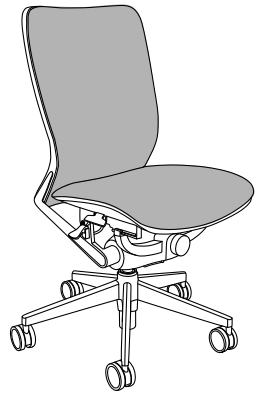
SA

Glides

P



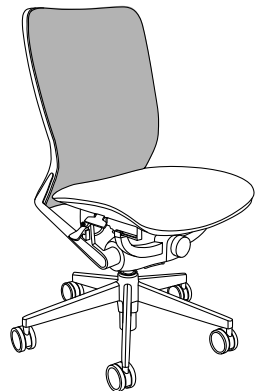
IC2 • Ergonomic Mid Back Armless Task Seating



DESCRIPTION	PRODUCT NUMBER	COM YARDS	SHIP WEIGHT	SHIP VOLUME
IC2 Mid Back Task Chair, Armless (Mesh Back/ Mesh Seat)	IC2730007	N/A	49 lb.	19 ft³

PRODUCT DIMENSIONS (shown in approximate inches)

OVERALL OUTSIDE			INSIDE ARM	INSIDE SEAT		SEAT HEIGHT	INSIDE BACK		INSIDE ARM
WIDTH	DEPTH	HEIGHT	WIDTH	WIDTH	DEPTH		WIDTH	HEIGHT	HEIGHT
26 - 28	26	38 - 43	N/A	19	17 - 19	16 - 20.5	18.75	22	N/A



DESCRIPTION	PRODUCT NUMBER	COM YARDS	SHIP WEIGHT	SHIP VOLUME
IC2 Mid Back Task Chair, Armless (Mesh Back/ Upholstered Seat)	IC2730007UFST	.5	49 lb.	19 ft³

PRODUCT DIMENSIONS (shown in approximate inches)

OVERALL OUTSIDE			INSIDE ARM	INSIDE SEAT		SEAT HEIGHT	INSIDE BACK		INSIDE ARM
WIDTH	DEPTH	HEIGHT	WIDTH	WIDTH	DEPTH		WIDTH	HEIGHT	HEIGHT
26 - 28	26	38 - 43	N/A	19	17 - 19	16 - 20.5	18.75	22	N/A



DESCRIPTION	PRODUCT NUMBER	COM YARDS	SHIP WEIGHT	SHIP VOLUME
IC2 Mid Back Task Chair, Armless (Upholstered Back/Upholstered Seat)	IC2730007UF	1	49 lb.	19 ft³

PRODUCT DIMENSIONS (shown in approximate inches)

OVERALL OUTSIDE			INSIDE ARM	INSIDE SEAT		SEAT HEIGHT	INSIDE BACK		INSIDE ARM
WIDTH	DEPTH	HEIGHT	WIDTH	WIDTH	DEPTH		WIDTH	HEIGHT	HEIGHT
26 - 28	26	38 - 43	N/A	19	17 - 19	16 - 20.5	18.75	22	N/A

- *Slow-release, pneumatically assisted, infinite tilt lock, synchronous GALILEO™ mechanism features an adjustable integrated dual-lever seat slider, pneumatic height adjustment and easy-to-use tension control*
- *NEBULA™ non-see-through mesh seat and back allows air to circulate for a comfortable sit in all environments*
- *Allows for dynamic movement and promotes good posture*
- *The contoured polyurethane lumbar support pad can be easily adjusted up/down and in/out for ergonomic back support*
- *Five-prong heavy-duty polished aluminum base with standard 3" carpet casters*
- *Over 96% recyclable*
- *Weight capacity: 300 lbs*

TO ORDER:

See "How to Build Your IC2 Mid Back Task Chair Product Code" on Pg. 5.



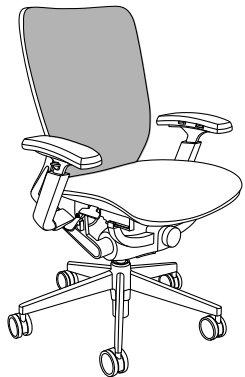
IC2 • Ergonomic Mid Back Task Seating



DESCRIPTION	PRODUCT NUMBER	COM YARDS	SHIP WEIGHT	SHIP VOLUME
IC2 Mid Back Task Chair (Mesh Back/Mesh Seat)	IC27300	N/A	49 lb.	19 ft³

PRODUCT DIMENSIONS (shown in approximate inches)

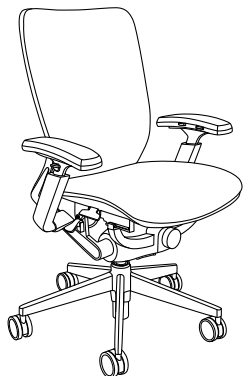
OVERALL OUTSIDE			INSIDE ARM	INSIDE SEAT		SEAT HEIGHT	INSIDE BACK		INSIDE ARM
WIDTH	DEPTH	HEIGHT	WIDTH	WIDTH	DEPTH		WIDTH	HEIGHT	HEIGHT
26 - 28	26	38 - 43	18.25 - 20.25	19	17 - 19	16 - 20.5	18.75	22	6 - 9.25



DESCRIPTION	PRODUCT NUMBER	COM YARDS	SHIP WEIGHT	SHIP VOLUME
IC2 Mid Back Task Chair (Mesh Back/Upholstered Seat)	IC27300UFST	.5	49 lb.	19 ft³

PRODUCT DIMENSIONS (shown in approximate inches)

OVERALL OUTSIDE			INSIDE ARM	INSIDE SEAT		SEAT HEIGHT	INSIDE BACK		INSIDE ARM
WIDTH	DEPTH	HEIGHT	WIDTH	WIDTH	DEPTH		WIDTH	HEIGHT	HEIGHT
26 - 28	26	38 - 43	18.25 - 20.25	19	17 - 19	16 - 20.5	18.75	22	5 - 8.25



DESCRIPTION	PRODUCT NUMBER	COM YARDS	SHIP WEIGHT	SHIP VOLUME
IC2 Mid Back Task Chair (Upholstered Back/Upholstered Seat)	IC27300UF	1	49 lb.	19 ft³

PRODUCT DIMENSIONS (shown in approximate inches)

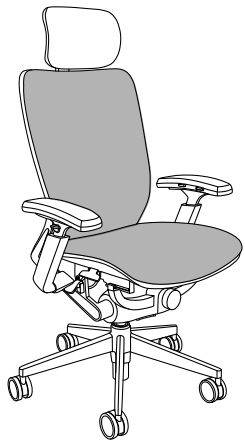
OVERALL OUTSIDE			INSIDE ARM	INSIDE SEAT		SEAT HEIGHT	INSIDE BACK		INSIDE ARM
WIDTH	DEPTH	HEIGHT	WIDTH	WIDTH	DEPTH		WIDTH	HEIGHT	HEIGHT
26 - 28	26	38 - 43	18.25 - 20.25	19	17 - 19	16 - 20.5	18.75	22	5 - 8.25

- *Slow-release, pneumatically assisted, infinite tilt lock, synchronous GALILEO™ mechanism features an adjustable integrated dual-lever seat slider, pneumatic height adjustment and easy-to-use tension control*
- *NEBULA™ non-see-through mesh seat and back allows air to circulate for a comfortable sit in all environments*
- *Allows for dynamic movement and promotes good posture*
- *4D armrests are height and width adjustable with lockable swivel, and forward/backward arm-pad adjustment*
- *The contoured polyurethane lumbar support pad can be easily adjusted up/down and in/out for ergonomic back support*
- *Five-prong heavy-duty polished aluminum base with standard 3" carpet casters*
- *Over 96% recyclable*
- *Weight capacity: 300 lbs.*

TO ORDER:

See "How to Build Your IC2 Mid Back Task Chair Product Code" on Pg. 5.

IC2 • Ergonomic Adjustable Headrest High Back Task Seating

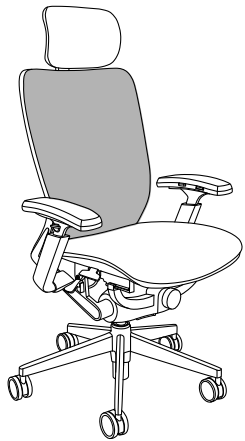


DESCRIPTION	PRODUCT NUMBER	COM YARDS	SHIP WEIGHT	SHIP VOLUME
IC2 High Back Task Chair, with Adjustable Headrest (Mesh Back/Mesh Seat)	IC27300D	.50	51 lb.	19 ft³

PRODUCT DIMENSIONS (shown in approximate inches)

OVERALL OUTSIDE			INSIDE ARM	INSIDE SEAT		SEAT HEIGHT	INSIDE BACK		INSIDE ARM
WIDTH	DEPTH	HEIGHT	WIDTH	WIDTH	DEPTH		WIDTH	HEIGHT	HEIGHT
26 - 28	26	45 - 52	18.25 - 20.25	19	17 - 19	16 - 20.5	18.75	29 - 31	6 - 9.25

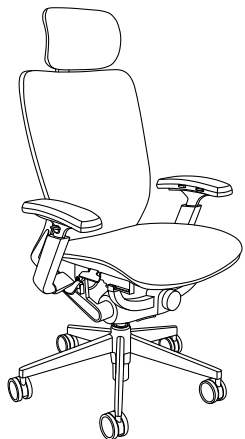
NOTE:
Headrest Textile Color will match selected frame color.
Caressa Black on Black Frame, Caressa Ivory on White Frame.



DESCRIPTION	PRODUCT NUMBER	COM YARDS	SHIP WEIGHT	SHIP VOLUME
IC2 High Back Task Chair, with Adjustable Headrest (Mesh Back/Upholstered Seat)	IC27300DUFST	.75	51 lb.	19 ft³

PRODUCT DIMENSIONS (shown in approximate inches)

OVERALL OUTSIDE			INSIDE ARM	INSIDE SEAT		SEAT HEIGHT	INSIDE BACK		INSIDE ARM
WIDTH	DEPTH	HEIGHT	WIDTH	WIDTH	DEPTH		WIDTH	HEIGHT	HEIGHT
26 - 28	26	45 - 52	18.25 - 20.25	19	17 - 19	16 - 20.5	18.75	29 - 31	5 - 8.5



DESCRIPTION	PRODUCT NUMBER	COM YARDS	SHIP WEIGHT	SHIP VOLUME
IC2 High Back Task Chair, with Adjustable Headrest (Upholstered Back/Upholstered Seat)	IC27300DUF	1.25	51	19 ft³

PRODUCT DIMENSIONS (shown in approximate inches)

OVERALL OUTSIDE			INSIDE ARM	INSIDE SEAT		SEAT HEIGHT	INSIDE BACK		INSIDE ARM
WIDTH	DEPTH	HEIGHT	WIDTH	WIDTH	DEPTH		WIDTH	HEIGHT	HEIGHT
26 - 28	26	45 - 52	18.25 - 20.25	19	17 - 19	16 - 20.5	18.75	19 - 31	5 - 8.25

- *Slow-release, pneumatically assisted, infinite tilt lock, synchronous GALILEO™ mechanism features an adjustable integrated dual-lever seat slider, pneumatic height adjustment and easy-to-use tension control*
- *NEBULA™ non-see-through mesh seat and back allows air to circulate for a comfortable sit in all environments*
- *Allows for dynamic movement and promotes good posture*
- *4D armrests are height and width adjustable with lockable swivel, and forward/backward arm-pad adjustment*
- *The contoured polyurethane lumbar support pad can be easily adjusted up/down and in/out for ergonomic back support*
- *Five-prong heavy-duty polished aluminum base with standard 3" carpet casters*
- *Fixed, Integrated headrest*
- *Over 96% recyclable*
- *Weight capacity: 300 lbs.*

TO ORDER:

See "How to Build Your IC2 High Back Task Chair w/ Headrest Product Code" on Pg. 6.

IC2 • Ergonomic Integrated Headrest High Back Task Seating



DESCRIPTION	PRODUCT NUMBER	COM YARDS	SHIP WEIGHT	SHIP VOLUME
IC2 High Back Task Chair, with Integrated Headrest (Mesh Back/Mesh Seat)	IC27300INT	.5	51 lb.	19 ft³

PRODUCT DIMENSIONS (shown in approximate inches)

OVERALL OUTSIDE			INSIDE ARM	INSIDE SEAT		SEAT HEIGHT	INSIDE BACK		INSIDE ARM
WIDTH	DEPTH	HEIGHT	WIDTH	WIDTH	DEPTH		WIDTH	HEIGHT	HEIGHT
26 - 28	26	45 - 48.5	18.25 - 20.25	19	17 - 19	16 - 20.5	18.75	29 - 31	6 - 9.25

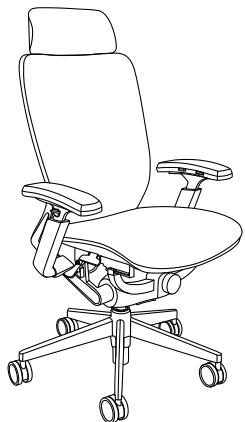
NOTE:
Headrest Textile Color will match selected frame color.
Caressa Black on Black Frame, Caressa Ivory on White Frame.



DESCRIPTION	PRODUCT NUMBER	COM YARDS	SHIP WEIGHT	SHIP VOLUME
IC2 High Back Task Chair, with Integrated Headrest (Mesh Back/Upholstered Seat)	IC27300INTUFST	.75	51 lb.	19 ft³

PRODUCT DIMENSIONS (shown in approximate inches)

OVERALL OUTSIDE			INSIDE ARM	INSIDE SEAT		SEAT HEIGHT	INSIDE BACK		INSIDE ARM
WIDTH	DEPTH	HEIGHT	WIDTH	WIDTH	DEPTH		WIDTH	HEIGHT	HEIGHT
26 - 28	26	45 - 48.5	18.25 - 20.25	19	17 - 19	16 - 20.5	18.75	29 - 31	5 - 8.25



DESCRIPTION	PRODUCT NUMBER	COM YARDS	SHIP WEIGHT	SHIP VOLUME
IC2 High Back Task Chair, with Integrated Headrest (Upholstered Back/Upholstered Seat)	IC27300INTUF	1.25	51	19 ft³

PRODUCT DIMENSIONS (shown in approximate inches)

OVERALL OUTSIDE			INSIDE ARM	INSIDE SEAT		SEAT HEIGHT	INSIDE BACK		INSIDE ARM
WIDTH	DEPTH	HEIGHT	WIDTH	WIDTH	DEPTH		WIDTH	HEIGHT	HEIGHT
26 - 28	26	45 - 48.5	18.25 - 20.25	19	17 - 19	16 - 20.5	18.75	29 - 31	5 - 8.25

- *Slow-release, pneumatically assisted, infinite tilt lock, synchronous GALILEO™ mechanism features an adjustable integrated dual-lever seat slider, pneumatic height adjustment and easy-to-use tension control*
- *NEBULA™ non-see-through mesh seat and back allows air to circulate for a comfortable sit in all environments*
- *Allows for dynamic movement and promotes good posture*
- *4D armrests are height and width adjustable with lockable swivel, and forward/backward arm-pad adjustment*
- *The contoured polyurethane lumbar support pad can be easily adjusted up/down and in/out for ergonomic back support*
- *Five-prong heavy-duty polished aluminum base with standard 3" carpet casters*
- *Fixed, Integrated headrest*
- *Over 96% recyclable*
- *Weight capacity: 300 lbs.*

TO ORDER:

See "How to Build Your IC2 High Back Task Chair w/ Headrest Product Code" on Pg. 6.



How to Build Your IC2 Mid Back Task Chair Product Code

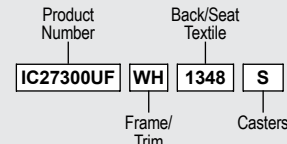


SELECT BASIC OPTIONS		SELECT STYLE/COLOR		OTHER OPTIONS
PRODUCT NUMBER	FRAME/ARMS COLOR	BACK TEXTILE	SEAT TEXTILE	CASTERS
IC27300007 IC2 Mid BackTask Chair, Armless Mesh Back/Mesh Seat IC27300 IC2 Mid BackTask Chair Mesh Back/Mesh Seat	BL = Black Frame, Black Mesh w/ Polished Aluminum Base WH = White Frame, Silver Mesh w/ Polished Aluminum Base	Back/Seat Mesh Matches Frame Choice		H = Hard Casters S = Soft Caster
IC2730007UFST IC2 Mid Back Task Chair, Armless Mesh Back/ Upholstered Seat IC27300UFST IC2 Mid Back Task Chair Mesh Back/Upholstered Seat	BL = Black Frame, Black Mesh w/ Polished Aluminum Base WH = White Frame, Silver Mesh w/ Polished Aluminum Base	Back Mesh Matches Frame Choice	<ul style="list-style-type: none"> • Grade 1 • Grade 2 • Grade 3 • Grade 4 • Grade 5 • Grade 6 • Leather Grade L1 Select Textile/Leather from Mayer-Paetz Grade Groups or Conneaut Leather Options from OFG online App	
IC2730007UF IC2 Mid Back Task Chair, Armless Upholstered Back/ Seat IC27300UF IC2 Mid Back Task Chair Upholstered Back/Seat	BL = Black Frame, Black Mesh w/ Polished Aluminum Base WH = White Frame, Silver Mesh w/ Polished Aluminum Base	Select Textile/Leather from Mayer-Paetz Grade Groups or Conneaut Leather Options from OFG online App NOTE: BACK & SEAT TEXTILE WILL MATCH	<ul style="list-style-type: none"> • Grade 1 • Grade 2 • Grade 3 • Grade 4 • Grade 5 • Grade 6 • Leather Grade L1 	

- Base Part Number
- Standard
- Options (Possible Upcharge)

TO ORDER:

Select the Product Number and add options from matrix above. For example, to order a **IC2 Mid Back Task Chair (IC27300UF), White Frame (WH) with Ivory Caressa Upholstered Back & Seat (1348), Soft Casters (S)**, specify:



How to Build Your IC2 High Back Task Chair w/ Headrest Product Code

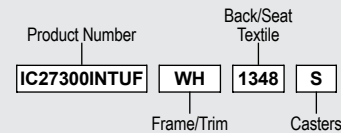


SELECT BASIC OPTIONS		SELECT STYLE/COLOR			OTHER OPTIONS	
PRODUCT NUMBER	FRAME/ARMS COLOR	BACK TEXTILE	SEAT TEXTILE	HEADREST TEXTILE	CASTERS	
IC27300D IC2 High Back Task Chair, with Adjustable Headrest Mesh Back/Seat	BL = Black Frame, Black Mesh w/ Polished Aluminum Base	Back/Seat Mesh Matches Frame Choice			Headrest comes in Black Caressa when choosing Black Frame (BL), Ivory Caressa when choosing White Frame (WH)	H = Hard Casters S = Soft Caster
IC27300 INT IC2 High Back Task Chair, with Integrated Headrest Mesh Back/Seat	WH = White Frame, Silver Mesh w/ Polished Aluminum Base					
IC27300DUFST IC2 High Back Task Chair, with Adjustable Headrest Mesh Back/Upholstered Seat	BL = Black Frame, Black Mesh w/ Polished Aluminum Base	Back Mesh Matches Frame Choice	<ul style="list-style-type: none"> • Grade 1 • Grade 2 • Grade 3 • Grade 4 • Grade 5 • Grade 6 • Leather Grade L1 	Select Textile/Leather from Mayer-Paetz Grade Groups or Conneaut Leather Options from OFG online App	Headrest Matches Seat Textile	
IC27300INTUFST IC2 High Back Task Chair, with Integrated Headrest Mesh Back/Upholstered Seat	WH = White Frame, Silver Mesh w/ Polished Aluminum Base					
IC27300DUF IC2 High Back Task Chair, with Adjustable Headrest Upholstered Back/Seat	BL = Black Frame, Black Mesh w/ Polished Aluminum Base	Select Textile/Leather from Mayer-Paetz Grade Groups or Conneaut Leather Options from OFG online App			Headrest Matches Back/Seat Textile	
IC27300INTUF IC2 High Back Task Chair, with Integrated Headrest Upholstered Back/Seat	WH = White Frame, Silver Mesh w/ Polished Aluminum Base	NOTE: BACK & SEAT TEXTILE WILL MATCH				

- Base Part Number
- Standard
- Options (Possible Upcharge)

TO ORDER:

Select the Product Number and add options from matrix above. For example, to order a **IC2 High Back Task Chair w/ Integrated Headrest (IC27300INTUF), White Frame (WH) with Ivory Caressa Upholstered Back & Seat (1348), Soft Casters (S)**, specify:



JOHNNY • Lounge Guest Seating

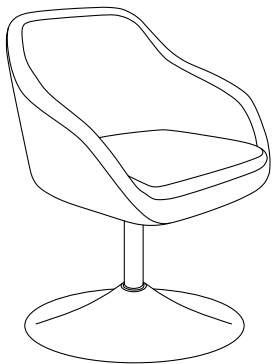


DESCRIPTION	PRODUCT NUMBER	COM YARDS	SHIP WEIGHT	SHIP VOLUME
Johnny Lounge Guest Chair w/ 4-Prong Base	J1509	2.5	29	18 ft³

PRODUCT DIMENSIONS (shown in approximate inches)

OVERALL OUTSIDE			INSIDE ARM	INSIDE SEAT		SEAT HEIGHT	INSIDE BACK		INSIDE ARM
WIDTH	DEPTH	HEIGHT	WIDTH	WIDTH	DEPTH		WIDTH	HEIGHT	HEIGHT
22.5	18	31	7	19	17	17	18.5	15.5	7

- Fully-upholstered steel frame designed for strength and durability
- High-density, high-resiliency foam for comfort and support
- 4-prong polished aluminum base with non-marking nylon base leg glides. (Model J1509)
- Chrome-plated trumpet base (Model J1509TP)
- Swivel mechanism



DESCRIPTION	PRODUCT NUMBER	COM YARDS	SHIP WEIGHT	SHIP VOLUME
Johnny Lounge Guest Chair w/ Trumpet Base	J1509TP	2.5	29	18 ft³

PRODUCT DIMENSIONS (shown in approximate inches)

OVERALL OUTSIDE			INSIDE ARM	INSIDE SEAT		SEAT HEIGHT	INSIDE BACK		INSIDE ARM
WIDTH	DEPTH	HEIGHT	WIDTH	WIDTH	DEPTH		WIDTH	HEIGHT	HEIGHT
22.5	18	31	7	19	17	17	18.5	15.5	7

TO ORDER:

See "How to Build Your Johnny Lounge Guest Chair Product Code" on Pg. 2.

How to Build Your Johnny Lounge Guest Chair Product Code



SELECT BASIC OPTIONS	SELECT TEXTILE STYLE/COLOR
PRODUCT NUMBER	TEXTILE
<p>J1509 Lounge Guest Chair w/ 4-Prong Base</p> <p>J1509TP Johnny Lounge Guest Chair w/ Trumpet Base</p>	<ul style="list-style-type: none"> • Grade 1 • Grade 2 • Grade 3 • Grade 4 • Grade 5 • Grade 6 • Leather Grade L1 <p>Select Textile/Leather from Mayer-Paetz Grade Groups or Conneaut Leather Options from OFG online App</p>

- Base Part Number
- Standard
- Options
(Possible Upcharge)

TO ORDER:

Select the Product Number and add textile options from matrix above. For example, to order a **Johnny Lounge Guest Chair with Trumpet Base (J1509TP) in Black Textile (3501)**, specify:

Product
Number


J1509

3501

Textile



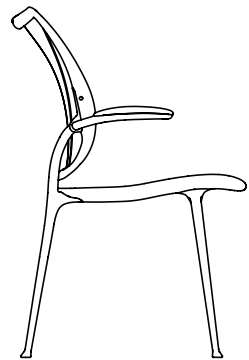
LIBERTY • Ergonomic Guest Seating



DESCRIPTION	PRODUCT NUMBER	COM YARDS	SHIP WEIGHT	SHIP VOLUME
Guest Chair, Armless	L400	N/A	17 lb.	21ft³

PRODUCT DIMENSIONS (shown in approximate inches)


OVERALL OUTSIDE			INSIDE ARM	INSIDE SEAT		SEAT HEIGHT	INSIDE BACK		INSIDE ARM
WIDTH	DEPTH	HEIGHT	WIDTH	WIDTH	DEPTH		WIDTH	HEIGHT	HEIGHT
20.75	25	36.75	N/A	19.15	18.5	18.4	19.5	23	N/A



DESCRIPTION	PRODUCT NUMBER	COM YARDS	SHIP WEIGHT	SHIP VOLUME
Guest Chair, Fixed Duron Arms	L406	N/A	18 lb.	21 ft³

PRODUCT DIMENSIONS (shown in approximate inches)

OVERALL OUTSIDE			INSIDE ARM	INSIDE SEAT		SEAT HEIGHT	INSIDE BACK		INSIDE ARM
WIDTH	DEPTH	HEIGHT	WIDTH	WIDTH	DEPTH		WIDTH	HEIGHT	HEIGHT
25	25	36.75	27.5	19.15	18.15	18.4	19.5	23	9.1



DESCRIPTION	PRODUCT NUMBER	COM YARDS	SHIP WEIGHT	SHIP VOLUME
Guest Chair, Fixed Duron Arms w/ Textile	L407	N/A	18 lb.	21 ft³

PRODUCT DIMENSIONS (shown in approximate inches)

OVERALL OUTSIDE			INSIDE ARM	INSIDE SEAT		SEAT HEIGHT	INSIDE BACK		INSIDE ARM
WIDTH	DEPTH	HEIGHT	WIDTH	WIDTH	DEPTH		WIDTH	HEIGHT	HEIGHT
25	25	36.75	27.5	19.15	18.5	18.4	19.5	23	9.1

- Made of 54% recycled content; predominately aluminum followed by steel and plastic
- 93% recyclable
- Modular cushions for easy replacement
- Fits more than 95% of the office population
- 17° recline plus 7° backrest tilt
- Numerous upholstery options
- Meets or exceeds ANSI/BIFMA performance standards
- Self-adjusting recline
- Pivoting backrest
- Provides additional lumbar support
- Form sensing mesh
- Tri-panel, non-stretch mesh construction
- Contoured seat cushion
- Carefully sculpted to match body contours
- Weight capacity: 300 lbs.


TO ORDER:

See "How to Build Your Liberty Ergonomic Guest Seating Product Code" on Pg. 3.

NOTES:

- Textile only available on seat. See available colors on Pg. 4


LIBERTY • Ergonomic Guest Seating



DESCRIPTION	PRODUCT NUMBER	COM YARDS	SHIP WEIGHT	SHIP VOLUME
Guest Chair, Fixed Duron Gel Arms	L40X	N/A	18 lb.	21 ft³

PRODUCT DIMENSIONS (shown in approximate inches)

OVERALL OUTSIDE			INSIDE ARM	INSIDE SEAT		SEAT HEIGHT	INSIDE BACK		INSIDE ARM
WIDTH	DEPTH	HEIGHT	WIDTH	WIDTH	DEPTH		WIDTH	HEIGHT	HEIGHT
25	25	36.75	27.5	19.15	18.5	18.4	19.5	23	9.1



DESCRIPTION	PRODUCT NUMBER	COM YARDS	SHIP WEIGHT	SHIP VOLUME
Guest Chair, Fixed Duron Gel Arms w/ Textile	L40M	N/A	18 lb.	21 ft³

PRODUCT DIMENSIONS (shown in approximate inches)

OVERALL OUTSIDE			INSIDE ARM	INSIDE SEAT		SEAT HEIGHT	INSIDE BACK		INSIDE ARM
WIDTH	DEPTH	HEIGHT	WIDTH	WIDTH	DEPTH		WIDTH	HEIGHT	HEIGHT
25	25	36.75	27.5	19.15	18.5	18.4	19.5	23	9.1

- Made of 54% recycled content; predominately aluminum followed by steel and plastic
- 93% recyclable
- Modular cushions for easy replacement
- Fits more than 95% of the office population
- 17° recline plus 7° backrest tilt
- Numerous upholstery options
- Meets or exceeds ANSI/BIFMA performance standards
- Self-adjusting recline
- Pivoting backrest
- Provides additional lumbar support
- Form sensing mesh
- Tri-panel, non-stretch mesh construction
- Contoured seat cushion
- Carefully sculpted to match body contours
- Weight capacity: 300 lbs.

TO ORDER:

See "How to Build Your Liberty Ergonomic Guest Seating Product Code" on Pg. 3.

NOTES:

- Textile only available on seat. See available colors on Pg. 4

How to Build Your Liberty Ergonomic Guest Seating Product Code

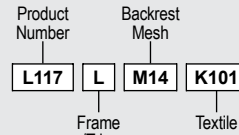


SELECT BASIC CHAIR OPTIONS		SELECT STYLE/COLOR				
PRODUCT NUMBER	FRAME/TRIM COLOR	BACKREST MESH STYLE/COLOR		SEAT TEXTILE/MESH STYLE/COLOR		
L400 Liberty Guest Chair, Fixed Duron Arms L406 Liberty Guest Chair, Fixed Duron Arms w/ Textile L407 Liberty Guest Chair, Fixed Duron Arms w/ Textile L40X Liberty Guest Chair, Fixed Duron Gel Arms L40M Liberty Guest Chair, Fixed Duron Gel Arms w/ Textile	B = Black w/ Black Trim V = Silver w/ Silver Trim L = Silver w/ Black Trim	<ul style="list-style-type: none"> • MONOFILAMENT STRIPE M10 = Black M11 = Carbon M14 = Platinum M41 = Green M51 = Atlantic M81 = Amber • SILVER CHECK C12 = Alloy C32 = Topa • DASH A14 = Platinum A19 = Zin 	<ul style="list-style-type: none"> • PINSTRIPE N01 = White N02 = Silver N03 = Graphite N10 = Black N34 = Cadmium N43 = Citron N58 = Cyan N74 = Crimson • CATENA J10 = Black J1A = Poppy Seed J1B = Caraway J35 = Bayberry J50 = Cornflower 	<p style="text-align: center;">Mesh Options Below</p> <ul style="list-style-type: none"> • MONOFILAMENT STRIPE M10 = Black M11 = Carbon M14 = Platinum M41 = Green M51 = Atlantic M81 = Amber • SILVER CHECK C12 = Alloy C32 = Topa • DASH A14 = Platinum A19 = Zin <ul style="list-style-type: none"> • PINSTRIPE N01 = White N02 = Silver N03 = Graphite N10 = Black N34 = Cadmium N43 = Citron N58 = Cyan N74 = Crimson • CATENA J10 = Black J1A = Poppy Seed J1B = Caraway J35 = Bayberry J50 = Cornflower 		
	A = Polished Aluminum w/ Black Trim P = Polished Aluminum w/ Silver Trim				<ul style="list-style-type: none"> • Grade 1 • Grade 2 	
					<p style="text-align: center;">Note: Select Textile/Color from Grade Groups on Pg. 4</p>	

- Base Part Number
- Standard
- Options (Possible Upcharge)

TO ORDER :

Select the Part Number and add options from matrix above. For example, to order a **Liberty Guest Chair Fixed Duron Arms w/ Textile (L117)**, **Silver Frame Color with Black Trim (L)** with **Monofilament Stripe/Platinum Backrest Mesh (M14)** and **Lotus/Black Seat Textile (K101)**, specify:

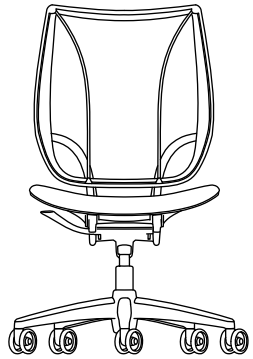


Liberty Ergonomic Guest Seating • Optional Seat Textile Choices

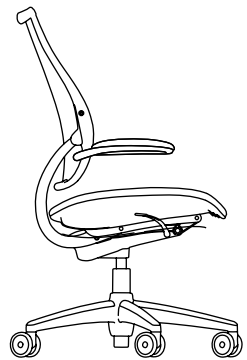
LIBERTY

GRADE #1		GRADE #2
CORDE	LOTUS	GINKGO
CF10 = Black	K101 = Black	F101 = Black
CF12 = Graphite	K128 = White	F197 = Charcoal
CF21 = Dark Brown	K158 = Shale	F281 = Walnut
CF22 = Driftwood	K182 = Hematite	F315 = Wheat
CF43 = Balsam	K281 = Walnut	F463 = Green
CF45 = Peacock	K2C4 = Umber	F507 = Navy
CF52 = Thalo	K302 = Ochre	F556 = Storm
CF56 = Medium Gray	K459 = Verdant	F568 = Horizon
CF57 = Navy	K507 = Navy	F816 = Harvest Orange
CF58 = Azure	K603 = Plum	
CF62 = Deep Violet	K608 = Crocus	
CF78 = Parma Red	K623 = Lilac	
CF86 = Pumpkin	K624 = Eggplant	
	K756 = Ribbon Pink	
FOURTIS	K757 = Earth Red	
FT10 = Black	K758 = Lucky Red	
FT12 = Granite		
FT16 = Ash		
FT44 = Alaria		
FT49 = Clover		
FT56 = Nimbus		
FT57 = Navy		
FT63 = Boysenberry		
FT68 = Hyacinth		
FT78 = Winterberry		

LIBERTY • Ergonomic Task Seating



Front View with Standard Option



Side View with Arm Option

DESCRIPTION	PRODUCT NUMBER	COM YARDS	SHIP WEIGHT	SHIP VOLUME
Liberty Task Chair	L11FAB / L11LEA	.5	27 lb.	19 ft³

PRODUCT DIMENSIONS (shown in approximate inches)

OVERALL OUTSIDE			OUTSIDE ARM HEIGHT	INSIDE SEAT		SEAT HEIGHT	INSIDE BACK		INSIDE ARM HEIGHT
WIDTH	DEPTH	HEIGHT		WIDTH	DEPTH		WIDTH	HEIGHT	
25	25	38.5 - 43.3	27.3 - 32.1	21	16.5-18.75	17.7 - 22.5	19.5	23	9.5

- **Made of 54% recycled content; predominately aluminum followed by steel and plastic**
- **93% recyclable**
- **Modular cushions for easy replacement**
- **Fits more than 95% of the office population**
- **17° recline plus 7° backrest tilt**
- **Numerous upholstery options**
- **Meets or exceeds ANSI/BIFMA performance standards**
- **Self-adjusting recline**
- **Pivoting back rest**
- **Provides additional lumbar support**
- **Form sensing mesh**
- **Tri-panel, non-stretch mesh construction**
- **Carefully sculpted to match body contours**
- **Weight capacity: 300 lbs.**

TO ORDER:

See "How to Build Your Liberty Ergonomic Task Seating Product Code" on Pg. 2.

How to Build Your Liberty Ergonomic Task Seating Product Code

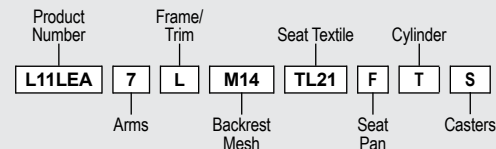


SELECT BASIC CHAIR OPTIONS			SELECT STYLE/COLOR		OTHER OPTIONS		
PRODUCT NUMBER	ARMS	FRAME/TRIM COLOR	BACKREST MESH STYLE/COLOR	SEAT TEXTILE	SEAT PAN	CYLINDER	CASTERS
L11FAB Liberty Task Chair (Textile Upholstery)	0 = Armless	B = Black w/ Black Trim V = Silver w/ Silver Trim L = Silver w/ Black Trim	<ul style="list-style-type: none"> • MONOFILAMENT STRIPE <ul style="list-style-type: none"> M10 = Black M11 = Carbon M14 = Platinum M41 = Green M51 = Atlantic M81 = Amber • SILVER CHECK <ul style="list-style-type: none"> C12 = Alloy C32 = Topa • DASH <ul style="list-style-type: none"> A14 = Platinum A19 = Zin • PINSTRIPE <ul style="list-style-type: none"> N01 = White N02 = Silver N03 = Graphite N10 = Black N34 = Cadmium N43 = Citron N58 = Cyan N74 = Crimson • CATENA <ul style="list-style-type: none"> J10 = Black J1A = Poppy Seed J1B = Caraway J35 = Bayberry J50 = Cornflower 	<ul style="list-style-type: none"> • Grade 1 • Grade 2 • Grade 3 • Grade 4 • Grade 5 • Grade 6 • Leather Grade L1 • Leather Grade L3 <p>Note: Select Textile/Leather from Grade Groups on Pg. 3</p>	F = Foam Seat	S = Cylinder	H = 3" Hard Casters
	L11LEA Liberty Task Chair (Leather Upholstery)	6 = Fixed Duron Arms 7 = Fixed Duron Arms w/ Textile X = Fixed Duron Gel Arms M = Fixed Duron Gel Arms w/ Textile 1 = Height Adjust Duron Arms 2 = Height Adjust Duron Arms w/ Textile D = Height Adjust Duron Gel Arms C = Height Adjust Duron Gel Arms w/ Textile			A = Polished Aluminum w/ Black Trim P = Polished Aluminum w/ Silver Trim	G = Gel Seat	<p>Note: Gel Seat not available with leather</p>

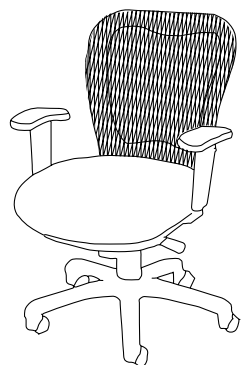
- Base Part Number
- Standard
- Options (Possible Upcharge)

TO ORDER:

Select the Product Number and add options from matrix above. For example, to order a **Liberty Task Chair** upholstered in **Leather (L11LEA)**, with **Fixed Duron Arms w/Textile (7)**, **Silver Frame Color with Black Trim (L)** with **Monofilament Stripe/Platinum Backrest Mesh (M14)**, **Ticino/Umber Leather (TL21)**, **Foam Seat (F)**, **Tall 5" Cylinder (T)** and **Soft Casters (S)**, specify:



LXO • Ergonomic Task Seating



DESCRIPTION	PRODUCT NUMBER	COM YARDS	SHIP WEIGHT	SHIP VOLUME
LXO Mid Back Task Chair w/ Arms	LXO6000	.5	50	14 ft³

PRODUCT DIMENSIONS (shown in approximate inches)

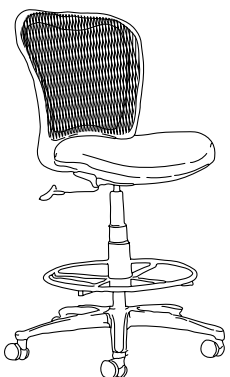
OVERALL OUTSIDE			OUTSIDE ARM	INSIDE SEAT		SEAT HEIGHT	INSIDE BACK		INSIDE ARM
WIDTH	DEPTH	HEIGHT	WIDTH	WIDTH	DEPTH		WIDTH	HEIGHT	HEIGHT
25.5	24	35.5 - 41	27	20	19.5	16 - 21	20	19.5	7.5 - 11.5



DESCRIPTION	PRODUCT NUMBER	COM YARDS	SHIP WEIGHT	SHIP VOLUME
LXO Mid Back Task Stool w/ Arms	LXOMBS	.5	50	14 ft³

PRODUCT DIMENSIONS (shown in approximate inches)

OVERALL OUTSIDE			OUTSIDE ARM	INSIDE SEAT		SEAT HEIGHT	INSIDE BACK		INSIDE ARM
WIDTH	DEPTH	HEIGHT	WIDTH	WIDTH	DEPTH		WIDTH	HEIGHT	HEIGHT
22.5	24	41 - 49	27	19	18.5 - 19.5	22 - 30	19	18	7.5 - 11.5



DESCRIPTION	PRODUCT NUMBER	COM YARDS	SHIP WEIGHT	SHIP VOLUME
LXO Mid Back Task Stool Armless	LXOMBSNA	.5	50	14 ft³

PRODUCT DIMENSIONS (shown in approximate inches)

OVERALL OUTSIDE			OUTSIDE ARM	INSIDE SEAT		SEAT HEIGHT	INSIDE BACK		INSIDE ARM
WIDTH	DEPTH	HEIGHT	WIDTH	WIDTH	DEPTH		WIDTH	HEIGHT	HEIGHT
25.5	24	41 - 49	N/A	19	18.5 - 19.5	22 - 30	19	18	N/A

- *Translucent ABLEX patterned weave mesh back provides generous lumbar support while allowing dynamic back movement. Air flows freely through this breathable mesh for added comfort in any environment*
- *Synchrotilt mechanism with 5-position tilt-lock, pneumatic height adjustment, and tension control*
- *Swivel mechanism (LXOMBS) pneumatic height adjustment, seat depth adjustment*
- *Back depth adjustment*
- *Easy-to-use height adjustable arms*
- *Energy absorbing dual density Enersorb™ seat foam*
- *5-prong, heavy-duty nylon base with 2" mag wheel carpet casters*
- *Waterfall seat design for proper posture*
- *ANSI/BIFMA*
- *Weight capacity: 300 lbs.*

TO ORDER:

See "How to Build Your LXO Task Chair Product Code" on Pg. 2

How to Build Your LXO Ergonomic Task Chair Product Code



SELECT BASIC CHAIR OPTIONS		SELECT OTHER OPTIONS	
PRODUCT NUMBER	FRAME/TRIM COLOR	CASTERS	SEAT TEXTILE
LXO6000 LXO Mid Back Task Chair w/ Arms LXOMBS LXO Mid Back Task Stool w/ Arms LXOMBNAS LXO Mid Back Task Stool	SD = Graphite	SD = 2" Carpet Casters	• Grade 1
	CH = Polished Aluminum Base w/ Graphite Trim	TC = 2" Hard Casters G = Glides	• Grade 2 • Grade 3 • Grade 4 • Grade 5 • Grade 6 • Leather Grade L1 Select Textile/Leather from Mayer-Paetz Grade Groups or Conneaut Leather Options from OFG online App

- Base Part Number
- Standard
- Options (Possible Upcharge)

TO ORDER:

Select the Product Number and add options from matrix above. For example, to order a **LXO Mid Back Task Chair w/ Arms (LXO6000), Polished Aluminum Base w/ Graphite Frame (CH) with Black Mesh Back Textile, Fixed Seat, 2" Hard Casters (TC) and Black Upholstered Seat Textile (3501)**, specify:

Product Number

LXO6000

Frame/Trim

CH

Casters

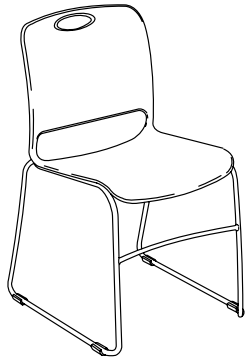
TC

Seat Textile

3501



MAESTRO • Stacking Guest Seating



DESCRIPTION	PRODUCT NUMBER	COM YARDS	SHIP WEIGHT	SHIP VOLUME
Maestro Stacking Chair w/ Polypropylene Back and Seat	MSP	N/A	16 lb.	10 ft ³

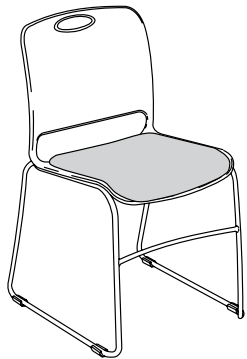
PRODUCT DIMENSIONS (shown in approximate inches)

OVERALL OUTSIDE			INSIDE ARM	INSIDE SEAT		SEAT HEIGHT	INSIDE BACK		INSIDE ARM
WIDTH	DEPTH	HEIGHT	WIDTH	WIDTH	DEPTH		WIDTH	HEIGHT	HEIGHT
19.25	21.25	31.5	N/A	18	17.5	17.5	18	14	N/A

DESCRIPTION	PRODUCT NUMBER	COM YARDS	SHIP WEIGHT	SHIP VOLUME
Maestro Stacking Chair (Polypropylene) w/ Upholstered Seat	MSUS	.5	18 lb.	10 ft ³

PRODUCT DIMENSIONS (shown in approximate inches)


OVERALL OUTSIDE			INSIDE ARM	INSIDE SEAT		SEAT HEIGHT	INSIDE BACK		INSIDE ARM
WIDTH	DEPTH	HEIGHT	WIDTH	WIDTH	DEPTH		WIDTH	HEIGHT	HEIGHT
19.25	21.25	31.5	N/A	18	17.5	17.5	18	14	N/A



DESCRIPTION	PRODUCT NUMBER	COM YARDS	SHIP WEIGHT	SHIP VOLUME
Maestro Stacking Chair (Polypropylene) w/ Upholstered Back and Seat	MSUSB	1	20 lb.	10 ft ³

PRODUCT DIMENSIONS (shown in approximate inches)

OVERALL OUTSIDE			INSIDE ARM	INSIDE SEAT		SEAT HEIGHT	INSIDE BACK		INSIDE ARM
WIDTH	DEPTH	HEIGHT	WIDTH	WIDTH	DEPTH		WIDTH	HEIGHT	HEIGHT
19.25	21.25	31.5	N/A	18	17.5	17.5	18	14	N/A

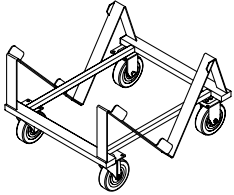


- Long-lasting and durable steel construction
- Injection-molded polypropylene seat and back construction
- Stack 10 high on floor
- Upholstered chairs stack 15 high on MFSD dolly; Poly chairs stack 38 high on CSD dolly
- Glides available in clear polycarbonate, black PVC and stainless steel
- Ganging models available
- Bright nickel-chrome plating
- Multi-purpose and stackable
- Meets or exceeds ANSI/BIFMA performance standards
- Weight capacity: 275 lbs.

TO ORDER:

See "How to Build Your Maestro Stacking Guest Seating Product Code" on Pg. 3.

MAESTRO • Stacking Guest Seating Accessories



DESCRIPTION	PART NUMBER	FINISH/COLOR	SHIP WEIGHT	SHIP VOLUME
Transport Dolly (for Poly chairs)	CSDBL	Black Powder-Coated	30 lb.	5 ft³
DESCRIPTION	PART NUMBER	FINISH/COLOR	SHIP WEIGHT	SHIP VOLUME
Transport Dolly (for Upholstered chairs)	MFSDBL	Black Powder-Coated	30 lb	5 ft³

- **DOLLY**
 - 5" casters - 2 fixed, 2 swivel
 - Black powder-coated finish
- Upholstered chairs stack 15 high on MFSD dolly; Poly chairs stack 38 high on CSD dolly

How to Build Your Maestro Stacking Guest Seating Product Code



SELECT BASIC CHAIR OPTIONS		SELECT BACK/SEAT COLOR/TEXTILE		OTHER OPTIONS
PRODUCT NUMBER	FRAME COLOR	BACK/SEAT POLY COLOR	BACK/SEAT TEXTILE	GLIDES
MSP Maestro Stacking Chair w/ Polypropylene Back and Seat	CH = Chrome	PBL = Black PCG = Cool Grey PCO = Cottonwood PWG = Warm Grey PWS = Wet Sand PUB = Ultra Blue	NOT APPLICABLE ON MSP	NG = No Glides
	UB = Ultra Blue			• Grade 1 • Grade 2 • Grade 3 • Grade 4 • Grade 5 • Grade 6 • Leather Grade L1
MSUS Maestro Stacking Chair w/ Polypropylene Back and Upholstered Seat			• Grade 1 • Grade 2 • Grade 3 • Grade 4 • Grade 5 • Grade 6 • Leather Grade L1	
MSUSB Maestro Stacking Chair w/ Upholstered Back and Seat		NOT APPLICABLE ON MSUSB	Select Textile/Leather from Mayer-Paetz Grade Groups or Conneaut Leather Options from OFG online App	

- Base Part Number
- Standard
- Options (Possible Upcharge)

TO ORDER:

Select the Part Number and add options from the matrix above. For example: to order a **Maestro Stacking Guest Chair w/ Poly Back and Upholstered Seat (MSUS), Chrome Frame (CH) with Black Back (PBL), Black Seat Textile Color (3501) and PVC Non-Skid Glides (NS)**, specify:

Product Number

MSUS

Seat/Back Color

CH

Frame Color

PBL

Textile Color

3501

Glides

NS



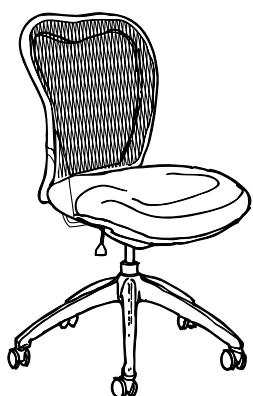
MXO • Ergonomic Conference Seating



DESCRIPTION	PRODUCT NUMBER	COM YARDS	SHIP WEIGHT	SHIP VOLUME
MXO Mid Back Conference Chair w/ Arms	MXO6900	.5	35	14 ft³

PRODUCT DIMENSIONS (shown in approximate inches)

OVERALL OUTSIDE			OUTSIDE ARM	INSIDE SEAT		SEAT HEIGHT	INSIDE BACK		INSIDE ARM
WIDTH	DEPTH	HEIGHT	WIDTH	WIDTH	DEPTH		WIDTH	HEIGHT	HEIGHT
26 - 28	25	36.5 - 40	24 - 28.5	20	19.5	16 - 21	20	19.5	7.5 - 11.5



DESCRIPTION	PRODUCT NUMBER	COM YARDS	SHIP WEIGHT	SHIP VOLUME
MXO Mid Back Conference Chair Armless	MXO690007	.5	50	14 ft³

PRODUCT DIMENSIONS (shown in approximate inches)

OVERALL OUTSIDE			OUTSIDE ARM	INSIDE SEAT		SEAT HEIGHT	INSIDE BACK		INSIDE ARM
WIDTH	DEPTH	HEIGHT	WIDTH	WIDTH	DEPTH		WIDTH	HEIGHT	HEIGHT
26 - 28	25	36 - 40	N/A	20	19.5	16 - 20.5	20	19.5	N/A

- *Translucent patterned weave mesh back, in which the responsive elastic mesh creates a contoured shape that provides perfect support for all users automatically.*
- *Seat consists of a thin ultracomfortable Enersorb™ pillow top foam that allows for greater blood circulation reducing seating pressure points which provides the guest with extreme comfort.*
- *Fixed height nylon arm rests for durability and support*
- *Swivel tilt mechanism with auto return pneumatic height adjustment and auto return memory position*
- *Waterfall seat design for proper posture*
- *5 prong nylon base*
- *2" carpet casters*
- *Finish – frame, base, arms, and trim standard in graphite*
- *ANSI/BIFMA*
- *Weight capacity: 275 lbs.*

TO ORDER:

See "How to Build Your MXO Ergonomic Task Chair Product Code" on Pg. 2.

How to Build Your MXO Ergonomic Conference Chair Product Code



SELECT BASIC CHAIR OPTIONS		SELECT OTHER OPTIONS	
PRODUCT NUMBER	FRAME/TRIM COLOR	CASTERS	SEAT TEXTILE
MXO6900 MXO Mid Back Conference Chair w/ Arms MXO690007 MXO Mid Back Conference Chair Armless	SD = Graphite	SD = 2" Carpet Casters	<ul style="list-style-type: none"> Grade 1
	CH = Polished Aluminum Base w/ Graphite Trim	TC = 2" Hard Casters BL3 = 3" Carpet Casters TC3 = 3" Hard Casters	<ul style="list-style-type: none"> Grade 2 Grade 3 Grade 4 Grade 5 Grade 6 Leather Grade L1 <p>Select Textile/Leather from Mayer-Paetz Grade Groups or Conneaut Leather Options from OFG online App</p>

- Base Part Number
- Standard
- Options (Possible Upcharge)

TO ORDER:

Select the Product Number and add options from matrix above. For example, to order a **MXO Mid Back Conference Chair w/ Arms (MXO6900), Polished Aluminum Base w/ Graphite Frame (CH) with Black Mesh Back Textile, 2" Hard Casters (TC), with Black Upholstered Seat Textile (3501)**, specify:

Product Number		Casters	
MXO6900	CH	TC	3501
	Frame/Trim		Seat Textile



NLC • Ergonomic Mid Back Task Seating



DESCRIPTION	PRODUCT NUMBER	COM YARDS	SHIP WEIGHT	SHIP VOLUME
NLC Mid Back Task Chair w/ Fixed Loop Arms	NLC2020	1.5	70 lb.	19 ft³

PRODUCT DIMENSIONS (shown in approximate inches)

OVERALL OUTSIDE			INSIDE ARM	INSIDE SEAT		SEAT HEIGHT	INSIDE BACK		INSIDE ARM
WIDTH	DEPTH	HEIGHT	WIDTH	WIDTH	DEPTH		WIDTH	HEIGHT	HEIGHT
28	25	38 - 42.5	21	19	17 - 19	16 - 21	18.75	22	7.5



DESCRIPTION	PRODUCT NUMBER	COM YARDS	SHIP WEIGHT	SHIP VOLUME
NLC Mid Back Task Chair w/ Fold Away Arms	NLC2020FA	1.5	70 lb.	19 ft³

PRODUCT DIMENSIONS (shown in approximate inches)

OVERALL OUTSIDE			INSIDE ARM	INSIDE SEAT		SEAT HEIGHT	INSIDE BACK		INSIDE ARM
WIDTH	DEPTH	HEIGHT	WIDTH	WIDTH	DEPTH		WIDTH	HEIGHT	HEIGHT
28	25	38 - 42.5	21	19	17 - 19	16 - 21	18.75	22	7.5



DESCRIPTION	PRODUCT NUMBER	COM YARDS	SHIP WEIGHT	SHIP VOLUME
NLC Mid Back Task Chair w/ 4D Adjustable Arms	NLC2020A	1.5	70 lb.	19 ft³

PRODUCT DIMENSIONS (shown in approximate inches)

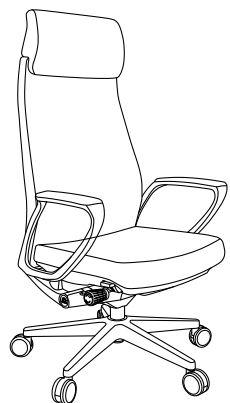
OVERALL OUTSIDE			INSIDE ARM	INSIDE SEAT		SEAT HEIGHT	INSIDE BACK		INSIDE ARM
WIDTH	DEPTH	HEIGHT	WIDTH	WIDTH	DEPTH		WIDTH	HEIGHT	HEIGHT
28	25	38 - 42.5	17.5 - 20	19	17 - 19	16 - 21	18.75	22	7.5 - 10.5

- **Built in, height adjustable lumbar support to ease tension in your back**
- **Pneumatic height adjustment: adjust your desired height so you can work with correct posture control**
- **Archimedes mechanism: Patentpending, thin profile mechanism that provides seamless durability and stability**
- **Optional 4D adjustable arms**
- **High-density foam for support and durability**
- **5-prong, heavy-duty polished aluminium base**
- **3" carpet casters**
- **Weight capacity: 350 lbs.**

TO ORDER:

See "How to Build Your NLC Ergonomic Task Seating Product Code" on Pg. 4.

NLC • Ergonomic High Back Task Seating



DESCRIPTION	PRODUCT NUMBER	COM YARDS	SHIP WEIGHT	SHIP VOLUME
NLC High Back Task Chair w/ Fixed Loop Arms	NLC2020D	1.5	77 lb.	19 ft³

PRODUCT DIMENSIONS (shown in approximate inches)

OVERALL OUTSIDE			INSIDE ARM	INSIDE SEAT		SEAT HEIGHT	INSIDE BACK		INSIDE ARM
WIDTH	DEPTH	HEIGHT	WIDTH	WIDTH	DEPTH		WIDTH	HEIGHT	HEIGHT
28	25	47 - 52.5	21	19	17 - 19	16 - 21	18.75	22	7.5



DESCRIPTION	PRODUCT NUMBER	COM YARDS	SHIP WEIGHT	SHIP VOLUME
NLC High Back Task Chair w/ Fold Away Arms	NLC2020DFA	1.5	77	19 ft³

PRODUCT DIMENSIONS (shown in approximate inches)

OVERALL OUTSIDE			INSIDE ARM	INSIDE SEAT		SEAT HEIGHT	INSIDE BACK		INSIDE ARM
WIDTH	DEPTH	HEIGHT	WIDTH	WIDTH	DEPTH		WIDTH	HEIGHT	HEIGHT
28	25	47 - 52.5	21	19	17 - 19	16 - 21	18.75	22	7.5



DESCRIPTION	PRODUCT NUMBER	COM YARDS	SHIP WEIGHT	SHIP VOLUME
NLC High Back Task Chair w/ 4D Adjustable Arms	NLC2020DA	1.5	77	19 ft³

PRODUCT DIMENSIONS (shown in approximate inches)

OVERALL OUTSIDE			INSIDE ARM	INSIDE SEAT		SEAT HEIGHT	INSIDE BACK		INSIDE ARM
WIDTH	DEPTH	HEIGHT	WIDTH	WIDTH	DEPTH		WIDTH	HEIGHT	HEIGHT
28	25	47 - 52.5	17 - 52.5	19	17 - 19	16 - 21	18.75	22	7.5 - 10.5

- *Height adjustable, ergonomically shaped headrest incorporated into the frame of chair for maximum comfort and convenience*
- *Built in, height adjustable lumbar support to ease tension in your back*
- *Pneumatic height adjustment: adjust your desired height so you can work with correct posture control*
- *Archimedes mechanism: Patentpending, thin profile mechanism that provides seamless durability and stability*
- *Optional 4D adjustable arms*
- *High-density foam for support and durability*
- *5-prong, heavy-duty polished aluminium base*
- *3" carpet casters*
- *Weight capacity: 350 lbs.*

TO ORDER:

See "How to Build Your NLC Ergonomic Task Seating Product Code" on Pg. 4.

NLC • Ergonomic Sit/Stand Task Stool Seating



DESCRIPTION	PRODUCT NUMBER	COM YARDS	SHIP WEIGHT	SHIP VOLUME
NLC Sit/Stand Task Stool w/ Fixed Loop Arms	NLC2020DS	1.5	70 lb.	19 ft³

PRODUCT DIMENSIONS (shown in approximate inches)

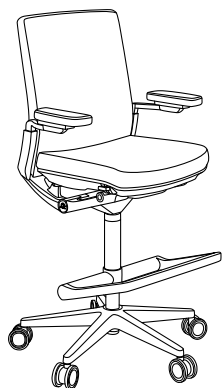
OVERALL OUTSIDE			INSIDE ARM	INSIDE SEAT		SEAT HEIGHT	INSIDE BACK		INSIDE ARM
WIDTH	DEPTH	HEIGHT	WIDTH	WIDTH	DEPTH		WIDTH	HEIGHT	HEIGHT
28	25	45 - 52	21	19	17 - 19	24 - 31	18.75	22	7.5



DESCRIPTION	PRODUCT NUMBER	COM YARDS	SHIP WEIGHT	SHIP VOLUME
NLC Sit/Stand Task Stool w/ Fold Away Arms	NLC2020DSFA	1.5	70 lb.	19 ft³

PRODUCT DIMENSIONS (shown in approximate inches)

OVERALL OUTSIDE			INSIDE ARM	INSIDE SEAT		SEAT HEIGHT	INSIDE BACK		INSIDE ARM
WIDTH	DEPTH	HEIGHT	WIDTH	WIDTH	DEPTH		WIDTH	HEIGHT	HEIGHT
28	25	45 - 52	21	19	17 - 19	24 - 31	18.75	22	7.5



DESCRIPTION	PRODUCT NUMBER	COM YARDS	SHIP WEIGHT	SHIP VOLUME
NLC Sit/Stand Task Stool w/ 4D Adjustable Arms	NLC2020DSA	1.5	70 lb.	19 ft³

PRODUCT DIMENSIONS (shown in approximate inches)

OVERALL OUTSIDE			INSIDE ARM	INSIDE SEAT		SEAT HEIGHT	INSIDE BACK		INSIDE ARM
WIDTH	DEPTH	HEIGHT	WIDTH	WIDTH	DEPTH		WIDTH	HEIGHT	HEIGHT
28	25	45 - 52	17.5 - 20	19	17 - 19	24 - 31	18.75	22	7.5 - 10.5

- **Built in, height adjustable lumbar support to ease tension in your back**
- **Pneumatic height adjustment: adjust your desired height so you can work with correct posture control**
- **Archimedes mechanism: Patentpending, thin profile mechanism that provides seamless durability and stability**
- **Optional 4D adjustable arms**
- **High-density foam for support and durability**
- **5-prong, heavy-duty polished aluminium base**
- **3" carpet casters**
- **Weight capacity: 350 lbs**

TO ORDER:

See "How to Build Your NLC Ergonomic Task Seating Product Code" on Pg. 4.

How to Build Your NLC Ergonomic Task Seating Product Code

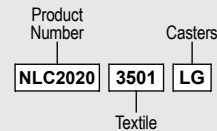


SELECT BASIC CHAIR OPTIONS		SELECT TEXTILE STYLE/COLOR	OTHER OPTIONS
PRODUCT NUMBER		TEXTILE	CASTERS
<p>NLC2020 NLC Ergonomic Mid Back Task Chair w/ Fixed Loop Arms and Heavy Duty Polished Aluminum Base</p> <p>NLC2020FA NLC Ergonomic Mid Back Task Chair w/ Fold Away Arms and Heavy Duty Polished Aluminum Base</p> <p>NLC2020A NLC Ergonomic Mid Back Task Chair w/ Adjustable Arms and Heavy Duty Polished Aluminum Base</p> <p>NLC2020D NLC Ergonomic High Back Task Chair w/ Fixed Loop Arms and Heavy Duty Polished Aluminum Base</p> <p>NLC2020DFA NLC Ergonomic High Back Task Chair w/ Fold Away Arms and Heavy Duty Polished Aluminum Base</p> <p>NLC2020D NLC Ergonomic High Back Task Chair w/ Adjustable Arms and Heavy Duty Polished Aluminum Base</p>	<p>NLC2020DS NLC Ergonomic Sit/Stand Task Stool w/Fixed Loop Arms and Heavy Duty Polished Aluminum Base</p> <p>NLC2020DSFA NLC Ergonomic Sit/Stand Task Stool w/Fold Away Arms and Heavy Duty Polished Aluminum Base</p> <p>NLC2020DSA NLC Ergonomic Sit/Stand Task Stool w/Adjustable Arms and Heavy Duty Polished Aluminum Base</p>	<ul style="list-style-type: none"> • Grade 1 • Grade 2 • Grade 3 • Grade 4 • Grade 5 • Grade 6 • Leather Grade L1 <p>Select Textile/Leather from Mayer-Paetz Grade Groups or Conneaut Leather Options from OFG online App</p>	<p>LG = 3" Carpet Casters</p> <p>TC3 = Soft Tile Casters</p>

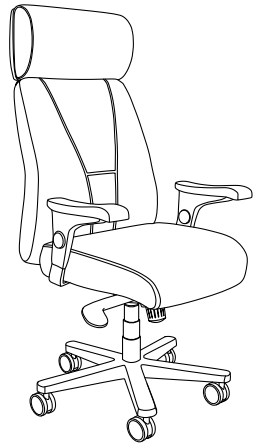
- Base Part Number
- Standard
- Options (Possible Upcharge)

TO ORDER:

Select the Part Number and add options from matrix above. For example: To order a **NLC Ergonomic Mid Back Task Chair w/ Fixed Loop Arms (NLC2020), Black Upholstered Back and Seat (3501)** and **3" Carpet Casters (LG)**, specify:



PRESIDER • Executive Task Seating



DESCRIPTION	PRODUCT NUMBER	COM YARDS	SHIP WEIGHT	SHIP VOLUME
Presider High Back Executive Task Chair w/ Adjustable Arms	PRES7700D	1	55 lb.	16 ft³

PRODUCT DIMENSIONS (shown in approximate inches)

OVERALL OUTSIDE			INSIDE ARM	INSIDE SEAT		SEAT HEIGHT	INSIDE BACK		INSIDE ARM
WIDTH	DEPTH	HEIGHT	WIDTH	WIDTH	DEPTH		WIDTH	HEIGHT	HEIGHT
26	27	46 - 49	21	21	19	17 - 21.5	21	27	6 - 9.5



DESCRIPTION	PRODUCT NUMBER	COM YARDS	SHIP WEIGHT	SHIP VOLUME
Presider Mid Back Executive Task Chair w/ Adjustable Arms	PRES7700	1.25	50 lb.	16 ft³

PRODUCT DIMENSIONS (shown in approximate inches)

OVERALL OUTSIDE			INSIDE ARM	INSIDE SEAT		SEAT HEIGHT	INSIDE BACK		INSIDE ARM
WIDTH	DEPTH	HEIGHT	WIDTH	WIDTH	DEPTH		WIDTH	HEIGHT	HEIGHT
26	27	38 - 41	21	21	19	17 - 21.5	21	27	6 - 9.5

- *Enersorb™ seat and back foam conforms to your body and disperses your weight ergonomically to improve blood circulation and relieve pressure points*
- *Synchronous knee-tilt mechanism with dual position tilt lock, pneumatic height adjustment, tension control*
- *Adjustable arm height with polyurethane arm pads*
- *Built-in lumbar support*
- *Compound curved back for ergonomic comfort and support*
- *Five-prong heavy-duty nylon base with standard 2" carpet casters*
- *Weight capacity: 300 lbs.*

TO ORDER:

See "How to Build Your Presider Executive Task Chair Product Code" on Pg. 2.

How to Build Your Presider Executive Task Seating Product Code



SELECT BASIC OPTIONS		SELECT TEXTILE STYLE/COLOR	SELECT OTHER OPTIONS		
PRODUCT NUMBER	FRAME/TRIM	TEXTILE	LUMBAR SUPPORT	SEAT SLIDER	CASTERS
PRES7700D Presider High Back Executive Task Chair w/ Adjustable Arms PRES7700 Presider Mid Back Executive Task Chair w/ Adjustable Arms	BL = Black Frame	• Grade 1	SD = Built In Lumbar Support	SD = Fixed Seat	SD = 2" Carpet Casters
	CH = Black Frame w/ Polished Aluminum Base/Arms	• Grade 2 • Grade 3 • Grade 4 • Grade 5 • Grade 6 • Leather Grade L1 Select Textile/Leather from Mayer-Paetz Grade Groups or Conneaut Leather Options from OFG online App	LU = Adjustable Lumbar Support	SL = Adjustable Seat Slider	LG = 3" Carpet Casters TC = 2" Hard Surface Casters TC3 = 3" Hard Surface Casters

- Base Part Number
- Standard
- Options (Possible Upcharge)

TO ORDER:

Select the Part Number and add options from matrix above. For example, To order a **Presider High Back Executive Task Chair w/ Adjustable Arms (PRES7700D)**, **Black Frame (BL)** with **Black Upholstered Seat (3501)**, **Adjustable Lumbar Support (LU)**, **Adjustable Seat Slider (SL)**, and **3" Carpet Casters (LG)**, specify

Product Number

PRES7700D

Frame/Trim

BL

Seat Textile

3501

Lumbar Support

LU

Seat Slider

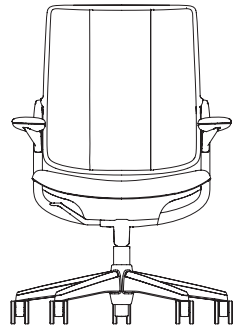
SL

Casters

LG



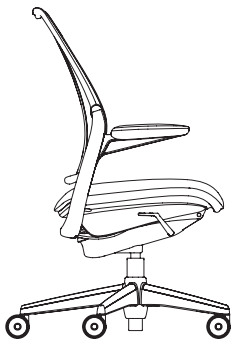
SMART • Ergonomic Task Seating



DESCRIPTION	PRODUCT NUMBER	COM YARDS	SHIP WEIGHT	SHIP VOLUME
Smart Task Chair	S41FAB \ S41LEA	.5	39.7 lb	19 ft³

PRODUCT DIMENSIONS (shown in approximate inches)

OVERALL OUTSIDE			OUTSIDE ARM HEIGHT	INSIDE SEAT		SEAT HEIGHT	INSIDE BACK		INSIDE ARM HEIGHT
WIDTH	DEPTH	HEIGHT		WIDTH	DEPTH		WIDTH	HEIGHT	
26.5	26	39 - 43.25	Variable Arm Selection	19.25	16.25-18.75	16.5 - 20.75	19	22.5	Variable Arm Selection



DESCRIPTION	PRODUCT NUMBER	COM YARDS	SHIP WEIGHT	SHIP VOLUME
Smart HD (Heavy Duty) Task Chair	S41HDFAB \ S41HDLEA	.7	39.7 lb	19 ft³

PRODUCT DIMENSIONS (shown in approximate inches)

OVERALL OUTSIDE			OUTSIDE ARM HEIGHT	INSIDE SEAT		SEAT HEIGHT	INSIDE BACK		INSIDE ARM HEIGHT
WIDTH	DEPTH	HEIGHT		WIDTH	DEPTH		WIDTH	HEIGHT	
26.5	26	40-44.8	Variable Arm Selection	22.5	17 - 19	17.5 - 22.5	19	22.5	Variable Arm Selection

- Automatic, weight-sensitive, reclines ergonomically
- Distinctive, clean lines that compliment any high design environment
- Tri-Panel Form-Sensing Mesh Technology provides extraordinary comfort and lumbar support
- Pivoting backrest promotes freedom of movement
- Contoured seat cushions are carefully sculpted to fit the body, enhancing comfort
- Size-adjustable design fits more than 95% of the population
- Optional, high-performance armrests move forward and backward, as well as inward and outward
- Lightweight structure allows for easy mobility
- Weight capacity: 300 lbs. HD (Heavy Duty): 400 lbs.

TO ORDER:

See "How to Build Your Smart Task Chair Product Code" on Pg. 2.

How to Build Your Smart Task Chair Product Code



SELECT BASIC CHAIR OPTIONS			SELECT BACK/SEAT COLOR/TEXTILE		SELECT OTHER OPTIONS		
PRODUCT NUMBER	ARMS	FRAME/TRIM COLOR	BACKREST MESH STYLE/COLOR	SEAT TEXTILE	CYLINDER	CASTERS	
S41FAB Smart Task Chair (Textile Upholstery) S41LEA Smart Task Chair (Leather Upholstery)	0 = Armless	B = Black Frame w/ Black Trim	<ul style="list-style-type: none"> MONOFILAMENT STRIPE M10 = Black M11 = Carbon M14 = Platinum M41 = Green M51 = Atlantic M81 = Amber SILVER CHECK C12 = Alloy C32 = Topaz DASH A14 = Platinum A19 = Zinc 	<ul style="list-style-type: none"> PINSTRIPES N01 = White N02 = Silver N03 = Graphite N10 = Black N34 = Cadmium N43 = Citron N58 = Cyan N74 = Crimson CATENA J10 = Black J1A = Poppy Seed J1B = Caraway J35 = Bayberry J50 = Cornflower 	<ul style="list-style-type: none"> Grade 1 Grade 2 Grade 3 Grade 4 Grade 5 Grade 6 Leather Grade L1 Leather Grade L3 	SD = Standard	H = 3" Hard Casters
	1 = Fixed Duron Arms 2 = Fixed Duron Arms w/ Textile 3 = Adjustable Duron Arms 4 = Adjustable Duron Arms w/ Textile 4 = 4D Adjustable Duron Arms 6 = 4D Adjustable Duron Arms w/ Textile	C = Black Frame w/ Polished Aluminum Trim				L = Low 3.75" T = Tall 5"	S = Soft Casters G = Glides
S41HDFAB Smart HD (Heavy Duty) Task Chair (Textile Upholstery) S41HDLEA Smart HD (Heavy Duty) Task Chair (Leather Upholstery)	0 = Armless	D = Dark Grey Frame w/ Polished Aluminum Trim	SD = Standard	H = 3" Hard Casters			
	5 = 4D Adjustable Duron Arms 6 = 4D Adjustable Duron Arms w/ Textile		L = 3.75"	S = Soft Casters			

- Base Part Number
- Standard
- Options (Possible Upcharge)

TO ORDER:

Select the Product Number and add options from matrix above. For example, to order a **Smart Task Chair upholstered in Leather (S41LEA)**, with **Fixed Duron Arms w/ Textile (2)**, **Black Frame with Black Trim (B)**, and **Monofilament Stripe/Platinum Backrest Mesh (M14)**, **Ticino/Umber Leather Seat (TL21)**, **Tall 5" Cylinder (T)**, **Soft Casters (S)**, specify:

Product Number

S41LEA

Arms

2

Frame/Trim

B

Backrest Mesh

M14

Seat Finish/Textile

TL21

Cylinder

T


Casters

S



STEPHANIE

STEPHANIE • Lounge Seating

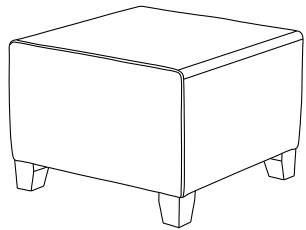


DESCRIPTION	PRODUCT NUMBER	COM YARDS	SHIP WEIGHT	SHIP VOLUME
Stephanie Lounge Seating w/ Backrest	STEPH1401	2.5	42 lb.	14 ft³

PRODUCT DIMENSIONS (shown in approximate inches)

OVERALL OUTSIDE			INSIDE ARM	INSIDE SEAT		SEAT HEIGHT	INSIDE BACK		INSIDE ARM
WIDTH	DEPTH	HEIGHT	WIDTH	WIDTH	DEPTH		WIDTH	HEIGHT	HEIGHT
24	24	30	N/A	24	18	18	24	12	N/A

- Plywood construction for strength
- High-density, high-resiliency seat and back foam for comfort and support
- Polished aluminum legs
- Fully upholstered seat & back, available in single or dual tone textile



DESCRIPTION	PRODUCT NUMBER	COM YARDS	SHIP WEIGHT	SHIP VOLUME
Stephanie Lounge Seating Bench	STEPH1410	2.5	31 lb.	14 ft³

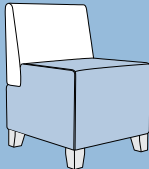

PRODUCT DIMENSIONS (shown in approximate inches)

OVERALL OUTSIDE		
WIDTH	DEPTH	HEIGHT
24	24	18

TO ORDER:

See "How to Build Your Stephanie Lounge Seating Product Code" on Pg. 2.

How to Build Your Stephanie Lounge Seating Product Code

SELECT BASIC CHAIR OPTIONS		SELECT BACK/SEAT COLOR/TEXTILE	
PRODUCT NUMBER	STONE	BACK/SEAT TEXTILE	BACKREST
<p>STEPH1401 Stephanie Lounge Seating w/ Backrest</p> <p>STEPH1410 Stephanie Lounge Seating Bench</p>	<p>ST = Single Tone</p>	<ul style="list-style-type: none"> • Grade 1 • Grade 2 • Grade 3 • Grade 4 • Grade 5 • Grade 6 • Leather Grade L1 <p>Select Textile/Leather from Mayer-Paetz Grade Groups or Conneaut Leather Options from OFG online App</p>	<p>When selecting Single Tone Upholstery seating, seat and backrest are same textile</p>
	<p>DT = Dual Tone</p> <p>AVAILABLE ON MODEL S1401 WITH BACKREST ONLY</p> <p>When selecting Dual Tone Upholstery seating will be graded in the higher of two textiles selected</p>	<p>Seat</p> <ul style="list-style-type: none"> • Grade 1 • Grade 2 • Grade 3 • Grade 4 • Grade 5 • Grade 6 • Leather Grade L1 <p>Select Textile/Leather from Mayer-Paetz Grade Groups or Conneaut Leather Options from OFG online App</p> 	<p>Backrest</p> <ul style="list-style-type: none"> • Grade 1 • Grade 2 • Grade 3 • Grade 4 • Grade 5 • Grade 6 • Leather Grade L1 <p>Select Textile/Leather from Mayer-Paetz Grade Groups or Conneaut Leather Options from OFG online App</p> 

- Base Part Number
- Standard
- Options (Possible Upcharge)

TO ORDER:

Select the Product Line/Style number and add options from matrix above. For example, To order a **Stephanie Lounge Seating w/ Backrest (STEPH1401) Dual Tone Upholstery (DT) in Black Textile (VYN1047) and Pewter Textile (VYN1046)** specify:

Product Number

STEPH1401

Upholstery Tone

DT


Seat Textile

VYN1047

Backrest Textile

VYN1046


Strive • Guest Seating



DESCRIPTION	PRODUCT NUMBER	COM YARDS	SHIP WEIGHT	SHIP VOLUME
Strive Stacking Armless Guest Chair, Polypropylene	SLNAP	N/A	20	18 ft³

PRODUCT DIMENSIONS (shown in approximate inches)


OVERALL OUTSIDE			OUTSIDE ARM	INSIDE SEAT		SEAT HEIGHT	INSIDE BACK		INSIDE ARM
WIDTH	DEPTH	HEIGHT	WIDTH	WIDTH	DEPTH		WIDTH	HEIGHT	HEIGHT
20.75	21.75	32.5	N/A	18	18	18	17.75	14.5	N/A



DESCRIPTION	PRODUCT NUMBER	COM YARDS	SHIP WEIGHT	SHIP VOLUME
Strive Stacking Armless Guest Chair, Upholstered Seat	SLNAU	.5	27 lb.	18 ft³

PRODUCT DIMENSIONS (shown in approximate inches)

OVERALL OUTSIDE			OUTSIDE ARM	INSIDE SEAT		SEAT HEIGHT	INSIDE BACK		INSIDE ARM
WIDTH	DEPTH	HEIGHT	WIDTH	WIDTH	DEPTH		WIDTH	HEIGHT	HEIGHT
20.75	21.75	32.5	N/A	18	18	19	17.75	14.5	N/A



DESCRIPTION	PRODUCT NUMBER	COM YARDS	SHIP WEIGHT	SHIP VOLUME
Strive Stacking Armless Guest Chair, Upholstered Seat/Back	SLNAUB	1	23 lb.	18 ft³

PRODUCT DIMENSIONS (shown in approximate inches)


OVERALL OUTSIDE			OUTSIDE ARM	INSIDE SEAT		SEAT HEIGHT	INSIDE BACK		INSIDE ARM
WIDTH	DEPTH	HEIGHT	WIDTH	WIDTH	DEPTH		WIDTH	HEIGHT	HEIGHT
20.75	21.75	32.5	N/A	18	18	19	17.75	14.5	N/A

- Leg frames are 7/8" O.D. 13-gauge tubular steel. Cross members are 1" O.D. 14-gauge tubular steel and 7/16" diameter solid steel
- Frame finish: bright nickel-chrome plating, or semi-gloss black high impact epoxy powder coat, electrostatically applied for corrosion resistance
- Slotted, polypropylene backrest with integral steel cantilever springs provides superior comfort and support
- Available with polypropylene seat and backrest, upholstered seat and polypropylene backrest, or upholstered seat and backrest
- Polypropylene armrests (cantilever and loop arm models)
- When using transport dolly, polypropylene seat chairs stack 15 high, and upholstered chairs stack 8 high. Both stack 4 high when free standing
- 14' rear-angled back legs for stability
- Swiveling glides correctly match uneven floor conditions, resulting in less wear

TO ORDER:
See "How to Build Your Strive Guest Chair Product Code" on Pg. 5.




Strive • Guest Seating



DESCRIPTION	PRODUCT NUMBER	COM YARDS	SHIP WEIGHT	SHIP VOLUME
Strive Stacking Cantilever Arm Guest Chair, Polypropylene	SLCAP	N/A	20	18 ft ³

PRODUCT DIMENSIONS (shown in approximate inches)

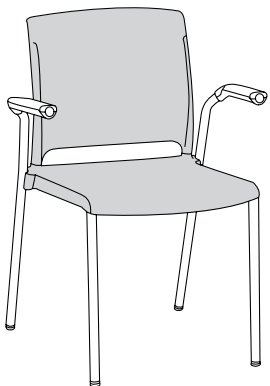
OVERALL OUTSIDE			OUTSIDE ARM	INSIDE SEAT		SEAT HEIGHT	INSIDE BACK		INSIDE ARM
WIDTH	DEPTH	HEIGHT	WIDTH	WIDTH	DEPTH		WIDTH	HEIGHT	HEIGHT
25	21.75	32.5	25	18	18	18	17.75	14.5	8



DESCRIPTION	PRODUCT NUMBER	COM YARDS	SHIP WEIGHT	SHIP VOLUME
Strive Stacking Cantilever Arm Guest Chair, Upholstered Seat	SLCAU	.5	27 lb.	18 ft ³

PRODUCT DIMENSIONS (shown in approximate inches)

OVERALL OUTSIDE			OUTSIDE ARM	INSIDE SEAT		SEAT HEIGHT	INSIDE BACK		INSIDE ARM
WIDTH	DEPTH	HEIGHT	WIDTH	WIDTH	DEPTH		WIDTH	HEIGHT	HEIGHT
25	21.75	32.5	25	18	18	19	17.75	14.5	8



DESCRIPTION	PRODUCT NUMBER	COM YARDS	SHIP WEIGHT	SHIP VOLUME
Strive Stacking Cantilever Arm Guest Chair, Upholstered Seat/Back	SLCAUB	1	26 lb.	18 ft ³

PRODUCT DIMENSIONS (shown in approximate inches)


OVERALL OUTSIDE			OUTSIDE ARM	INSIDE SEAT		SEAT HEIGHT	INSIDE BACK		INSIDE ARM
WIDTH	DEPTH	HEIGHT	WIDTH	WIDTH	DEPTH		WIDTH	HEIGHT	HEIGHT
25	21.75	32.5	25	18	18	19	17.75	14.5	8

- Leg frames are 7/8" O.D. 13-gauge tubular steel. Cross members are 1" O.D. 14-gauge tubular steel and 7/16" diameter solid steel
- Frame finish: bright nickel-chrome plating, or semi-gloss black high impact epoxy powder coat, electrostatically applied for corrosion resistance
- Slotted, polypropylene backrest with integral steel cantilever springs provides superior comfort and support
- Available with polypropylene seat and backrest, upholstered seat and polypropylene backrest, or upholstered seat and backrest
- Polypropylene armrests (cantilever and loop arm models)
- When using transport dolly, polypropylene seat chairs stack 15 high, and upholstered chairs stack 8 high. Both stack 4 high when free standing
- 14' rear-angled back legs for stability
- Swiveling glides correctly match uneven floor conditions, resulting in less wear

TO ORDER:

See "How to Build Your Strive Guest Chair Product Code" on Pg. 5.


Strive • Guest Seating



DESCRIPTION	PRODUCT NUMBER	COM YARDS	SHIP WEIGHT	SHIP VOLUME
Strive Stacking Loop Arm Guest Chair, Polypropylene	SLLAP	N/A	25	18 ft ³

PRODUCT DIMENSIONS (shown in approximate inches)


OVERALL OUTSIDE			OUTSIDE ARM	INSIDE SEAT		SEAT HEIGHT	INSIDE BACK		INSIDE ARM
WIDTH	DEPTH	HEIGHT	WIDTH	WIDTH	DEPTH		WIDTH	HEIGHT	HEIGHT
25	21.75	32.5	25	18	18	18	17.75	14.5	8



DESCRIPTION	PRODUCT NUMBER	COM YARDS	SHIP WEIGHT	SHIP VOLUME
Strive Stacking Loop Arm Guest Chair, Upholstered Seat	SLLAU	.5	27 lb.	18 ft ³

PRODUCT DIMENSIONS (shown in approximate inches)

OVERALL OUTSIDE			OUTSIDE ARM	INSIDE SEAT		SEAT HEIGHT	INSIDE BACK		INSIDE ARM
WIDTH	DEPTH	HEIGHT	WIDTH	WIDTH	DEPTH		WIDTH	HEIGHT	HEIGHT
25	21.75	32.5	25	18	18	19	17.75	14.5	8



DESCRIPTION	PRODUCT NUMBER	COM YARDS	SHIP WEIGHT	SHIP VOLUME
Strive Stacking Loop Arm Guest Chair, Upholstered Seat/Back	SLLAUB	1	27 lb.	18 ft ³

PRODUCT DIMENSIONS (shown in approximate inches)

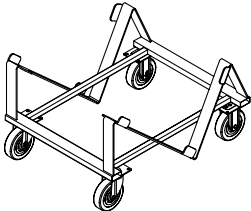
OVERALL OUTSIDE			OUTSIDE ARM	INSIDE SEAT		SEAT HEIGHT	INSIDE BACK		INSIDE ARM
WIDTH	DEPTH	HEIGHT	WIDTH	WIDTH	DEPTH		WIDTH	HEIGHT	HEIGHT
25	21.75	32.5	25	18	18	19	17.75	14.5	8

- Leg frames are 7/8" O.D. 13-gauge tubular steel. Cross members are 1" O.D. 14-gauge tubular steel and 7/16" diameter solid steel
- Frame finish: bright nickel-chrome plating, or semi-gloss black high impact epoxy powder coat, electrostatically applied for corrosion resistance
- Slotted, polypropylene backrest with integral steel cantilever springs provides superior comfort and support
- Available with polypropylene seat and backrest, upholstered seat and polypropylene backrest, or upholstered seat and backrest
- Polypropylene armrests (cantilever and loop arm models)
- When using transport dolly, polypropylene seat chairs stack 15 high, and upholstered chairs stack 8 high. Both stack 4 high when free standing
- 14' rear-angled back legs for stability
- Swiveling glides correctly match uneven floor conditions, resulting in less wear

TO ORDER:

See "How to Build Your Strive Guest Chair Product Code" on Pg. 5.

Strive • Guest Seating Accessories



DESCRIPTION	PART NUMBER	FINISH/COLOR	SHIP WEIGHT	SHIP VOLUME
Transport Dolly for Strive Stacking Guest Chairs	SCDABL	Semi-Gloss Black	31 lb.	7.5 ft ³

- *Easy maneuverability with 5” casters: two fixed, and two swivel*
- *Rugged, welded tubular steel frame*
- *Black powder-coat finish*

How to Build Your Strive Guest Seating Product Code



SELECT BASIC CHAIR OPTIONS		SELECT BACK/SEAT COLOR		SELECT OTHER OPTIONS	
PRODUCT NUMBER		POLY SEAT, BACK & SHELL COLOR	FRAME FINISH	GLIDES	BACK/SEAT TEXTILE
SLNAP Strive Stacking Armless Guest Chair, Polypropylene Seat/Back	SLCAUB Strive Stacking Cantilever Arm Guest Chair, Upholstered Seat/Back	BL = Black	BL = Black	P = Plastic	• Grade 1
SLNAU Strive Stacking Armless Guest Chair, Upholstered Seat w/Polypropylene Back	SLLAP Strive Stacking Loop Arm Guest Chair, Polypropylene Seat/Back	CO = Cottonwood ND = Nordic SA = Sand WG = Warm Grey	CH = Chrome	S = Steel F = Felt	<ul style="list-style-type: none"> • Grade 2 • Grade 3 • Grade 4 • Grade 5 • Grade 6 • Leather Grade L1 <p>Select Textile/Leather from Mayer-Paetz Grade Groups or Conneaut Leather Options from OFG online App</p> <p>NOTE: Back and seat textile <u>only</u> selectable on models with upholstery</p>
SLNAUB Strive Stacking Armless Guest Chair, Upholstered Seat/Back	SLLAU Strive Stacking Loop Arm Guest Chair, Upholstered Seat w/Polypropylene Back				
SLCAP Strive Stacking Cantilever Arm Guest Chair, Polypropylene Seat/Back	SLLAUB Strive Stacking Loop Arm Guest Chair, Upholstered Seat/Back				
SLCAU Strive Stacking Cantilever Arm Guest Chair, Upholstered Seat w/ Polypropylene Back					

- Base Part Number
- Standard
- Options (Possible Upcharge)

TO ORDER:

Select the Product Number and add options from matrix above. For example, to order a **Strive Stacking Loop Arm Chair, w/ Upholstered Seat and Back (SLLAUB)**, with **Black Poly Seat & Back Shell Color (BL)**, **Black Frame Finish (BL)**, **Plastic Glides (P)**, and **Black Upholstered Back & Seat Textile Color (3501)**, specify:

Product Number

SLLAUB

Frame Finish

BL

Back/Seat Textile Color

3501

Poly Shell Color

BL

Glides

P



SXO • Ergonomic Task Seating



DESCRIPTION	PRODUCT NUMBER	COM YARDS	SHIP WEIGHT	SHIP VOLUME
SXO High Back Task Chair With Arms	SXO6102	1	70 lb.	19 ft³

PRODUCT DIMENSIONS (shown in approximate inches)

OVERALL OUTSIDE			OUTSIDE ARM WIDTH	INSIDE SEAT		SEAT HEIGHT	INSIDE BACK		INSIDE ARM HEIGHT
WIDTH	DEPTH	HEIGHT		WIDTH	DEPTH		WIDTH	HEIGHT	
26 - 28	25	36.5 - 40	28	20	19.5	16 - 20.5	20	19.5	6.5 - 10.5



DESCRIPTION	PRODUCT NUMBER	COM YARDS	SHIP WEIGHT	SHIP VOLUME
SXO Mid Back Task Chair With Arms	SXO6100	.5	65 lb.	19 ft³

PRODUCT DIMENSIONS (shown in approximate inches)

OVERALL OUTSIDE			OUTSIDE ARM WIDTH	INSIDE SEAT		SEAT HEIGHT	INSIDE BACK		INSIDE ARM HEIGHT
WIDTH	DEPTH	HEIGHT		WIDTH	DEPTH		WIDTH	HEIGHT	
26 - 28	25	36.5 - 40	28	20	19.5	16 - 20.5	20	19.5	6.5 - 10.5

- *Breathable, translucent mesh back*
- *Ergonomically designed back frame with built-in lumbar support*
- *Supportive, adjustable arms (up/down, in/out) with lockable polyurethane swivel arm pads*
- *Pneumatic height adjustment*
- *All-purpose back pocket*
- *Smooth activating mechanism with infinite position tilt-lock and forward pivot*
- *Enersorb memory seat foam*
- *Side tension adjustment*
- *5 Prong heavy duty nylon base*
- *2" Dual wheel carpet casters*
- *ANSI/BIFMA*
- *Weight capacity: 350 lbs.*

TO ORDER:

See "How to Build Your SXO Ergonomic Task Chair" on Pg. 2

How to Build Your SXO Ergonomic Task Chair Product Code



SELECT BASIC CHAIR OPTIONS		SELECT OTHER OPTIONS	
PRODUCT NUMBER	FRAME/TRIM COLOR	CASTERS	SEAT TEXTILE
SXO6102 SXO High Back Task Chair w/ Arms	G = Graphite	SD = 2" Carpet Casters	• Grade 1
	CH = Polished Aluminum Base w/ Graphite Trim	TC = 2" Hard Casters	• Grade 2 • Grade 3 • Grade 4 • Grade 5 • Grade 6 • Leather Grade L1 Select Textile/Leather from Mayer-Paetz Grade Groups or Conneaut Leather Options from OFG online App
SXO6100 SXO Mid Back Task Chair w/ Arms			

- Base Part Number
- Standard
- Options (Possible Upcharge)

TO ORDER:

Select the Product Number and add options from matrix above. For example, to order a **SXO High Back Task Chair w/ Arms (SXO 6102), Polished Aluminum Base w/Graphite Trim (CH), with Black Mesh Back, 2" Hard Casters (TC), with Mystic Black Upholstered Seat Textile (0301)**, specify:

Product Number

SXO6102

Frame/Trim

CH

Casters


TC

Seat Textile

0301




TORSION AIR • Guest Four-Leg Stacking Seating



DESCRIPTION	PRODUCT NUMBER	COM YARDS	SHIP WEIGHT	SHIP VOLUME
Torsion Air Four-Leg Armless Chair	TALNA	.5	18 lb.	14.5 ft ³

PRODUCT DIMENSIONS (shown in approximate inches)

OVERALL OUTSIDE			INSIDE ARM	INSIDE SEAT		SEAT HEIGHT	INSIDE BACK		INSIDE ARM
WIDTH	DEPTH	HEIGHT	WIDTH	WIDTH	DEPTH		WIDTH	HEIGHT	HEIGHT
21	23.75	34	N/A	17	18.5	18	17	16	N/A



DESCRIPTION	PRODUCT NUMBER	COM YARDS	SHIP WEIGHT	SHIP VOLUME
Torsion Air Four-Leg Armchair	TALWA	.5	20 lb.	14.5 ft ³

PRODUCT DIMENSIONS (shown in approximate inches)


OVERALL OUTSIDE			INSIDE ARM	INSIDE SEAT		SEAT HEIGHT	INSIDE BACK		INSIDE ARM
WIDTH	DEPTH	HEIGHT	WIDTH	WIDTH	DEPTH		WIDTH	HEIGHT	HEIGHT
23.5	23.75	34	25.5	17	18.5	18	17	16	7.5

- Features a lighter visual impression, a breathable mesh back, and exceptional comfort
- Long-lasting and durable tubular steel frame construction
- With Arms or Armless
- Stacks 4-high on the floor or 5-high on a dolly
- ANSI/BIFMA tested
- Tested to 300 pound usage standards
- Greenguard certified
- 10-year warranty - structural integrity
- 3-year warranty - upholstery
- Weight capacity: 275 lbs

TO ORDER:

See "How to Build Your Torsion Air Guest Stacking/Nesting Seating Product Code" on Pg. 5.


TORSION AIR • Guest Sled Base Stacking Seating



DESCRIPTION	PRODUCT NUMBER	COM YARDS	SHIP WEIGHT	SHIP VOLUME
Torsion Air Armless Sled Base Chair	TASNA	.5	18 lb.	14.5 ft³

PRODUCT DIMENSIONS (shown in approximate inches)

OVERALL OUTSIDE			INSIDE ARM	INSIDE SEAT		SEAT HEIGHT	INSIDE BACK		INSIDE ARM
WIDTH	DEPTH	HEIGHT	WIDTH	WIDTH	DEPTH		WIDTH	HEIGHT	HEIGHT
21	23.75	34	N/A	17	18.5	18	17	16	N/A



DESCRIPTION	PRODUCT NUMBER	COM YARDS	SHIP WEIGHT	SHIP VOLUME
Torsion Air Sled Base Armchair	TASWA	.5	20 lb.	14.5 ft³

PRODUCT DIMENSIONS (shown in approximate inches)

OVERALL OUTSIDE			INSIDE ARM	INSIDE SEAT		SEAT HEIGHT	INSIDE BACK		INSIDE ARM
WIDTH	DEPTH	HEIGHT	WIDTH	WIDTH	DEPTH		WIDTH	HEIGHT	HEIGHT
23.5	23.75	34	25.5	17	18.5	18	17	16	7.5

- Features a lighter visual impression, a breathable mesh back, and exceptional comfort
- Long-lasting and durable tubular steel frame construction
- With Arms or Armless
- Stacks 4-high on the floor or 5-high on a dolly
- ANSI/BIFMA tested
- Tested to 300 pound usage standards
- Greenguard certified
- 10-year warranty - structural integrity
- 3-year warranty - upholstery
- Weight capacity: 275 lbs

TO ORDER:

See "How to Build Your Torsion Air Guest Stacking/Nesting Seating Product Code" on Pg. 5.

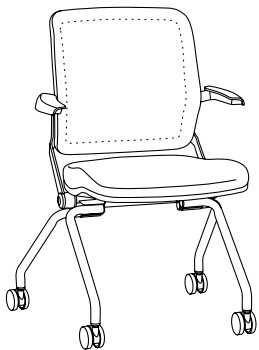
TORSION AIR • Guest Nesting Seating w/ Casters



DESCRIPTION	PRODUCT NUMBER	COM YARDS	SHIP WEIGHT	SHIP VOLUME
Torsion Air Armless Chair w/ Casters	TANNA	.5	24 lb.	14.5 ft ³

PRODUCT DIMENSIONS (shown in approximate inches)

OVERALL OUTSIDE			INSIDE ARM	INSIDE SEAT		SEAT HEIGHT	INSIDE BACK		INSIDE ARM
WIDTH	DEPTH	HEIGHT	WIDTH	WIDTH	DEPTH		WIDTH	HEIGHT	HEIGHT
23.88	24.25	33.5	N/A	17	18.5	18	17	16	N/A



DESCRIPTION	PRODUCT NUMBER	COM YARDS	SHIP WEIGHT	SHIP VOLUME
Torsion Air Armchair w/ Casters	TANWA	.5	25 lb.	14.5 ft ³

PRODUCT DIMENSIONS (shown in approximate inches)


OVERALL OUTSIDE			INSIDE ARM	INSIDE SEAT		SEAT HEIGHT	INSIDE BACK		INSIDE ARM
WIDTH	DEPTH	HEIGHT	WIDTH	WIDTH	DEPTH		WIDTH	HEIGHT	HEIGHT
23.88	24.25	33.5	24.88	17	18.5	18	17	16	7.5

- Features a lighter visual impression, a breathable mesh back, and exceptional comfort
- Long-lasting and durable tubular steel frame construction
- With Arms or Armless
- Stacks 4-high on the floor or 5-high on a dolly
- ANSI/BIFMA tested
- Tested to 300 pound usage standards
- Greenguard certified
- 10-year warranty - structural integrity
- 3-year warranty - upholstery
- Weight capacity: 275 lbs

TO ORDER:

See "How to Build Your Torsion Air Guest Stacking/Nesting Seating Product Code" on Pg. 5.

TORSION AIR • Guest Seating Accessories



DESCRIPTION	PART NUMBER	FINISH/COLOR	SHIP WEIGHT	SHIP VOLUME
Transport Dolly for Four-Leg Chairs	TLDBL	Black	31 lb.	xx ft³
DESCRIPTION	PART NUMBER	FINISH/COLOR	SHIP WEIGHT	SHIP VOLUME
Transport Dolly for Sled Base Chairs	TVDBL	Black	31 lb.	xx ft³

- *Features a lighter visual impression, a breathable mesh back, and exceptional comfort*
- *Long-lasting and durable tubular steel frame construction*
- *With Arms or Armless*
- *Stacks 4-high on the floor or 5-high on a dolly*
- *ANSI/BIFMA tested*
- *Tested to 300 pound usage standards*
- *Greenguard certified*
- *10-year warranty - structural integrity*
- *3-year warranty - upholstery*
- *Weight capacity: 275 lbs*
- *Dolly Floor Space is 23.5x25.5*
- *Chairs stand 55" high when on dolly, 45" high on floor*

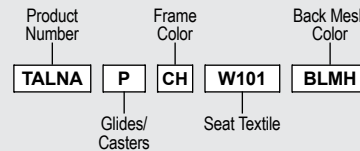
How to Build Your Torsion Air Stacking/Nesting Guest Seating Product Code

SELECT BASIC OPTIONS			SELECT COLORS		
PRODUCT NUMBER	GLIDES	CASTERS	FRAME COLOR	SEAT TEXTILE	BACK MESH COLOR
TALNA Torsion Air Four-Leg Armless Chair TALWA Torsion Air Four-Leg Armchair TASNA Torsion Air Armless Sled Base Chair TASWA Torsion Air Sled Base Armchair	P = Plastic Glides S = Steel Glides	NOT APPLICABLE	BL = Black LT = Light tone SA = Sand WG = Warm Grey CO = Cottonwood CH = Chrome	<ul style="list-style-type: none"> • Grade 1 • Grade 2 • Grade 3 • Grade 4 • Grade 5 • Grade 6 • Leather Grade L1 <p>Select Textile/Leather from Mayer-Paetz Grade Groups or Conneaut Leather Options from OFG online App</p>	BLMH = Black GRMH = Grey
TANNA Torsion Air Nesting Armless Chair w/ Casters TANWA Torsion Air Nesting Armchair w/ Casters	NOT APPLICABLE	C = Carpet Casters S = Hard Floor Casters			

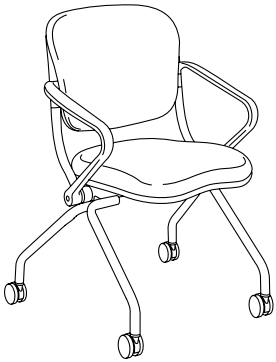
- Base Part Number
- Standard
- Options (Possible Upcharge)

TO ORDER:

Select the Product Number and add options from matrix above. For example, to order a **Torsion Air Four-Leg Armless Chair (TALNA)**, with **Plastic Glides (P)**, **Chrome Frame (CH)**, in **Wave/Black Seat Upholstery (W101)**, and with a **Black Mesh Back (BLMH)**, specify:



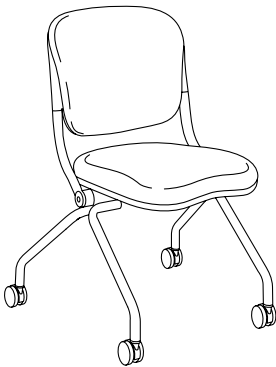
TORSION ON THE GO! • Guest Seating



DESCRIPTION	PRODUCT NUMBER	COM YARDS	SHIP WEIGHT	SHIP VOLUME
Torsion On The Go! Upholstered Back and Seat Armchair	TGUBWACC	1	33 lb.	15 ft ³

PRODUCT DIMENSIONS (shown in approximate inches)

OVERALL OUTSIDE			INSIDE ARM	INSIDE SEAT		SEAT HEIGHT	INSIDE BACK		INSIDE ARM
WIDTH	DEPTH	HEIGHT	WIDTH	WIDTH	DEPTH		WIDTH	HEIGHT	HEIGHT
23.5	24.25	32.25	24.25	17.25	18.5	18	18.25	14	8.5



DESCRIPTION	PRODUCT NUMBER	COM YARDS	SHIP WEIGHT	SHIP VOLUME
Torsion On The Go! Upholstered Back and Seat Chair	TGUBNACC	1	31	12 ft ³

PRODUCT DIMENSIONS (shown in approximate inches)

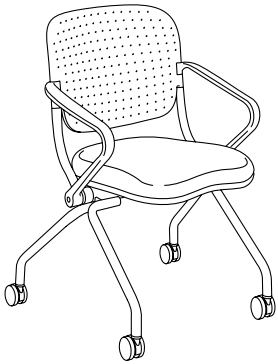
OVERALL OUTSIDE			INSIDE ARM	INSIDE SEAT		SEAT HEIGHT	INSIDE BACK		INSIDE ARM
WIDTH	DEPTH	HEIGHT	WIDTH	WIDTH	DEPTH		WIDTH	HEIGHT	HEIGHT
23.5	24.25	32.25	N/A	17.25	18.5	18	18.25	14	N/A

- *Seat is two-piece construction of molded plywood upholstery board with a molded compound curved nylon shroud with a textured finish*
- *Seat is always upholstered. Foam (1 3/4") is applied to the molded plywood upholstery board*
- *Seat flips up to allow chairs to nest for storage and transport*
- *Two welded steel backrest supports attach the backrest to the torsion mechanism. A steel tube is welded to each backrest support for added strength*
- *Legs are 1" 13-gauge steel tubing.*
- *Armrests are made of nylon and rotate with the back*
- **ANSI/BIFMA**

TO ORDER:

See "How to Build Your Torsion On The Go! Guest Seating Product Code" on Pg. 3.

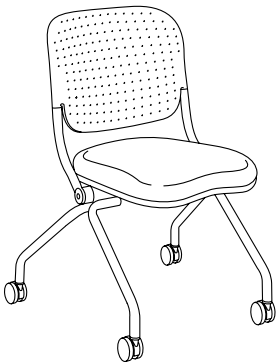
TORSION ON THE GO! • Guest Seating



DESCRIPTION	PRODUCT NUMBER	COM YARDS	SHIP WEIGHT	SHIP VOLUME
Torsion On The Go! Poly Back and Upholstered Seat Armchair	TGPBWACC	.5	32 lb.	15 ft³

PRODUCT DIMENSIONS (shown in approximate inches)

OVERALL OUTSIDE			INSIDE ARM	INSIDE SEAT		SEAT HEIGHT	INSIDE BACK		INSIDE ARM
WIDTH	DEPTH	HEIGHT	WIDTH	WIDTH	DEPTH		WIDTH	HEIGHT	HEIGHT
23.5	24.25	32.25	24.25	17.25	18.5	18	18.25	14	8.5



DESCRIPTION	PRODUCT NUMBER	COM YARDS	SHIP WEIGHT	SHIP VOLUME
Torsion On The Go! Poly Back and Upholstered Seat Chair	TGPBNACC	.5	30 lb.	12 ft³

PRODUCT DIMENSIONS (shown in approximate inches)

OVERALL OUTSIDE			INSIDE ARM	INSIDE SEAT		SEAT HEIGHT	INSIDE BACK		INSIDE ARM
WIDTH	DEPTH	HEIGHT	WIDTH	WIDTH	DEPTH		WIDTH	HEIGHT	HEIGHT
23.5	24.25	32.25	N/A	17.25	18.5	18	18.25	14	N/A

- *Seat is two-piece construction of molded plywood upholstery board with a molded compound curved nylon shroud with a textured finish*
- *Seat is always upholstered. Foam (1 3/4") is applied to the molded plywood upholstery board*
- *Seat flips up to allow chairs to nest for storage and transport*
- *Two welded steel backrest supports attach the backrest to the torsion mechanism. A steel tube is welded to each backrest support for added strength*
- *Legs are 1" 13-gauge steel tubing.*
- *Armrests are made of nylon and rotate with the back*
- **ANSI/BIFMA**

TO ORDER:

See "How to Build Your Torsion On The Go! Guest Seating Product Code" on Pg. 3.

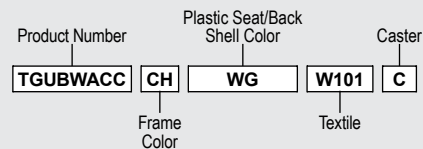
How to Build Your Torsion On The Go! Guest Seating Product Code

SELECT BASIC OPTIONS		SELECT COLORS		
PRODUCT NUMBER	FRAME COLOR	POLY SEAT & BACK SHELL COLOR	SEAT TEXTILE	CASTERS
TGUBWACC Torsion On The Go! Upholstered Back and Seat Armchair TGUBNACC Torsion On The Go! Upholstered Back and Seat Chair TGPBWACC Torsion On The Go! Poly Back and Upholstered Seat Armchair TGPBNACC Torsion On The Go! Poly Back and Upholstered Seat Chair	BL = Black LT = Light tone SA = Sand WG = Warm Grey CO = Cottonwood CH = Chrome	BL = Black LT = Light tone SA = Sand WG = Warm Grey CO = Cottonwood	<ul style="list-style-type: none"> • Grade 1 • Grade 2 • Grade 3 • Grade 4 • Grade 5 • Grade 6 • Leather Grade L1 <p>Select Textile/Leather from Mayer-Paetz Grade Groups or Conneaut Leather Options from OFG online App</p>	C = Carpet Casters S = Hard Floor Casters

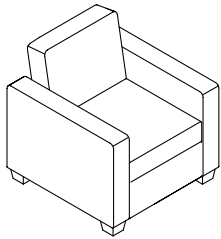
- Base Part Number
- Standard
- Options (Possible Upcharge)

TO ORDER:

Select the Part Number and add options from matrix above. For example, to order a **Torsion On The Go! Upholstered Back and Seat Armchair (TGUBWACC)**, **Chrome Frame (CH)**, with **Warm Grey Plastic Seat & Back Shell Color (WG)**, in **Wave/Black Upholstery (W101)**, and **Carpet Casters (C)**, specify:



Tribute • Lounge Guest Seating

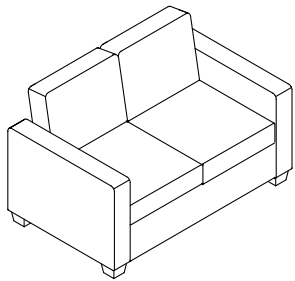


DESCRIPTION	PRODUCT NUMBER	COM YARDS	SHIP WEIGHT	SHIP VOLUME
Tribute Single Lounge Seating	TRIB5600SF1S	6	85 lb.	18 ft³

PRODUCT DIMENSIONS (shown in approximate inches)

OVERALL OUTSIDE			INSIDE ARM	INSIDE SEAT		SEAT HEIGHT	INSIDE BACK		INSIDE ARM
WIDTH	DEPTH	HEIGHT	WIDTH	WIDTH	DEPTH		WIDTH	HEIGHT	HEIGHT
31	31	32	21	21	22	17.5	21	14.5	7.5

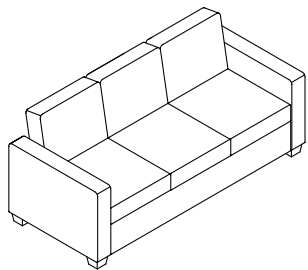
- **DURATEK** construction utilizing unique steel frame construction for enhanced durability
- Easy to assemble and replace parts, promoting longevity of use
- High resistance plywood on seat and back



DESCRIPTION	PRODUCT NUMBER	COM YARDS	SHIP WEIGHT	SHIP VOLUME
Tribute Double Lounge Seating	TRIB5600SF2S	8	115 lb.	30 ft³

PRODUCT DIMENSIONS (shown in approximate inches)

OVERALL OUTSIDE			INSIDE ARM	INSIDE SEAT		SEAT HEIGHT	INSIDE BACK		INSIDE ARM
WIDTH	DEPTH	HEIGHT	WIDTH	WIDTH	DEPTH		WIDTH	HEIGHT	HEIGHT
52	31	32	42	42	22	17.5	42	14.5	7.5



DESCRIPTION	PRODUCT NUMBER	COM YARDS	SHIP WEIGHT	SHIP VOLUME
Tribute Triple Lounge Seating	TRIB5600SF3S	10	147 lb.	42 ft³


PRODUCT DIMENSIONS (shown in approximate inches)

OVERALL OUTSIDE			INSIDE ARM	INSIDE SEAT		SEAT HEIGHT	INSIDE BACK		INSIDE ARM
WIDTH	DEPTH	HEIGHT	WIDTH	WIDTH	DEPTH		WIDTH	HEIGHT	HEIGHT
73	31	32	63	63	22	17.5	63	14.5	7.5

TO ORDER:

See "How to Build Your Tribute Lounge Guest Seating Product Code" on Pg. 3.

FLAIR • Lounge Guest Seating




DESCRIPTION	PRODUCT NUMBER	COM YARDS	SHIP WEIGHT	SHIP VOLUME
Flair Single Lounge Seating	FLAIR6600SF1S	6	84 lb.	21 ft³

PRODUCT DIMENSIONS (shown in approximate inches)

OVERALL OUTSIDE			INSIDE ARM	INSIDE SEAT		SEAT HEIGHT	INSIDE BACK		INSIDE ARM
WIDTH	DEPTH	HEIGHT	WIDTH	WIDTH	DEPTH		WIDTH	HEIGHT	HEIGHT
31	31	32	21	21	22	17.5	21	14.5	7.5

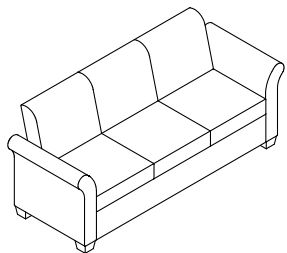
- *DURATEK construction utilizing unique steel frame construction for enhanced durability*
- *Easy to assemble and replace parts, promoting longevity of use*
- *High resistance plywood on seat and back*



DESCRIPTION	PRODUCT NUMBER	COM YARDS	SHIP WEIGHT	SHIP VOLUME
Flair Double Lounge Seating	FLAIR6600SF2S	8	115 lb.	33 ft³

PRODUCT DIMENSIONS (shown in approximate inches)

OVERALL OUTSIDE			INSIDE ARM	INSIDE SEAT		SEAT HEIGHT	INSIDE BACK		INSIDE ARM
WIDTH	DEPTH	HEIGHT	WIDTH	WIDTH	DEPTH		WIDTH	HEIGHT	HEIGHT
52	31	32	42	42	22	17.5	42	14.5	7.5



DESCRIPTION	PRODUCT NUMBER	COM YARDS	SHIP WEIGHT	SHIP VOLUME
Flair Triple Lounge Seating	FLAIR6600SF3S	10	146 lb.	45 ft³

PRODUCT DIMENSIONS (shown in approximate inches)

OVERALL OUTSIDE			INSIDE ARM	INSIDE SEAT		SEAT HEIGHT	INSIDE BACK		INSIDE ARM
WIDTH	DEPTH	HEIGHT	WIDTH	WIDTH	DEPTH		WIDTH	HEIGHT	HEIGHT
73	31	32	63	63	22	17.5	63	14.5	7.5

TO ORDER:

See "How to Build Your Flair Lounge Guest Seating Product Code" on Pg. 3.

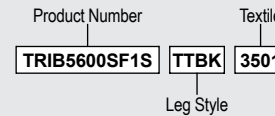
How to Build Your Tribute Lounge Guest Seating Product Code

SELECT BASIC OPTIONS		SELECT COLOR
PRODUCT NUMBER	LEGS	TEXTILE
TRIB5600SF1S Tribute Single Lounge Seating TRIB5600SF2S Tribute Double Lounge Seating TRIB5600SF3S Tribute Triple Lounge Seating	TTBK = Tapered Wood Legs	<ul style="list-style-type: none"> • Grade 1
	PPSL = Metal Post Leg	<ul style="list-style-type: none"> • Grade 2 • Grade 3 • Grade 4 • Grade 5 • Grade 6 • Leather Grade L1 <p>Select Textile/Leather from Mayer-Paetz Grade Groups or Conneaut Leather Options from OFG online App</p>

- Base Part Number
- Standard
- Options (Possible Upcharge)

TO ORDER:

Select the Part Number and add options from matrix above. For example, To order a **Tribute Single Lounge Seating (TRIB5600SF1S)**, with **Tapered Wood Legs (TTBK)**, in **Black Textile (3501)**, specify:



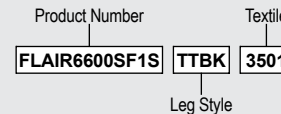
How to Build Your Flair Lounge Guest Seating Product Code

SELECT BASIC OPTIONS		SELECT COLOR
PRODUCT NUMBER	LEGS	TEXTILE
FLAIR6600SF1S Flair Single Lounge Seating FLAIR6600SF2S Flair Double Lounge Seating FLAIR6600SF3S Flair Triple Lounge Seating	TTBK = Tapered Wood Legs	<ul style="list-style-type: none"> • Grade 1
	PPSL = Metal Post Leg	<ul style="list-style-type: none"> • Grade 2 • Grade 3 • Grade 4 • Grade 5 • Grade 6 • Leather Grade L1 <p>Select Textile/Leather from Mayer-Paetz Grade Groups or Conneaut Leather Options from OFG online App</p>


- Base Part Number
- Standard
- Options (Possible Upcharge)

TO ORDER:

Select the Part Number and add options from matrix above. For example, To order a **Flair Single Lounge Seating (FLAIR6600SF1S)**, with **Tapered Wood Legs (TTBK)**, in **Black Textile (3501)**, specify:



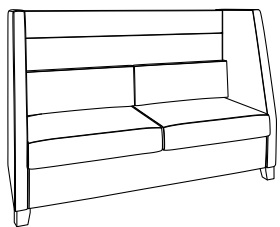
TRULLO • Lounge Seating



DESCRIPTION	PRODUCT NUMBER	COM YARDS	SHIP WEIGHT	SHIP VOLUME
Trullo Single Lounge Seating	TRUL3001	9	120 lb.	38 ft³

PRODUCT DIMENSIONS (shown in approximate inches)

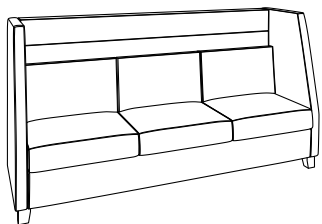
OVERALL OUTSIDE			INSIDE ARM	INSIDE SEAT		SEAT HEIGHT	INSIDE BACK		INSIDE ARM
WIDTH	DEPTH	HEIGHT	WIDTH	WIDTH	DEPTH		WIDTH	HEIGHT	HEIGHT
37	31	48	30.5	30.5	20.5	18.5	30.5	33	29.5



DESCRIPTION	PRODUCT NUMBER	COM YARDS	SHIP WEIGHT	SHIP VOLUME
Trullo Double Lounge Seating	TRUL3002	12	160	55 ft³

PRODUCT DIMENSIONS (shown in approximate inches)

OVERALL OUTSIDE			INSIDE ARM	INSIDE SEAT		SEAT HEIGHT	INSIDE BACK		INSIDE ARM
WIDTH	DEPTH	HEIGHT	WIDTH	WIDTH	DEPTH		WIDTH	HEIGHT	HEIGHT
55	31	48	48	48	20.5	18.5	48	33	29.5



DESCRIPTION	PRODUCT NUMBER	COM YARDS	SHIP WEIGHT	SHIP VOLUME
Trullo Triple Lounge Seating	TRUL3003	14	215	78 ft³

PRODUCT DIMENSIONS (shown in approximate inches)

OVERALL OUTSIDE			INSIDE ARM	INSIDE SEAT		SEAT HEIGHT	INSIDE BACK		INSIDE ARM
WIDTH	DEPTH	HEIGHT	WIDTH	WIDTH	DEPTH		WIDTH	HEIGHT	HEIGHT
79.5	31	48	72	73	20.5	18.5	73	33	29.5

- *Modular construction allows parts that snap and lock into place. No tools required. Easy to move, assemble, and replace. Promoting longevity of use*
- *Designed with thick, dual-panels that are fully upholstered to help you filter unwanted ambiance*
- *Molded plywood shell for strength*
- *High-density, high-resiliency seat and back foam for comfort and support*
- *Sturdy aluminum legs, coated with silver proxy and plastic glides*
- *Available upholstered in single or dual-tone textile*

TO ORDER:

See "How to Build Your Trullo Lounge Seating Product Code" on Pg. 3.

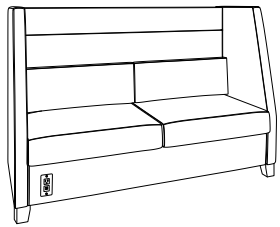
TRULLO • Lounge Seating



DESCRIPTION	PRODUCT NUMBER	COM YARDS	SHIP WEIGHT	SHIP VOLUME
Trullo Single Lounge Seating w/ Power	TRUL3001ELE	9	120 lb.	38 ft³

PRODUCT DIMENSIONS (shown in approximate inches)

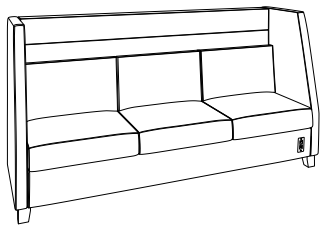
OVERALL OUTSIDE			INSIDE ARM	INSIDE SEAT		SEAT HEIGHT	INSIDE BACK		INSIDE ARM
WIDTH	DEPTH	HEIGHT	WIDTH	WIDTH	DEPTH		WIDTH	HEIGHT	HEIGHT
37	31	48	30.5	30.5	20.5	18.5	30.5	33	29.5



DESCRIPTION	PRODUCT NUMBER	COM YARDS	SHIP WEIGHT	SHIP VOLUME
Trullo Double Lounge Seating w/ Power	TRUL3002ELE	12	160	55 ft³

PRODUCT DIMENSIONS (shown in approximate inches)

OVERALL OUTSIDE			INSIDE ARM	INSIDE SEAT		SEAT HEIGHT	INSIDE BACK		INSIDE ARM
WIDTH	DEPTH	HEIGHT	WIDTH	WIDTH	DEPTH		WIDTH	HEIGHT	HEIGHT
55	31	48	48	48	20.5	18.5	48	33	29.5




DESCRIPTION	PRODUCT NUMBER	COM YARDS	SHIP WEIGHT	SHIP VOLUME
Trullo Triple Lounge Seating w/ Power	TRUL3003ELE	14	215	78 ft³

PRODUCT DIMENSIONS (shown in approximate inches)

OVERALL OUTSIDE			INSIDE ARM	INSIDE SEAT		SEAT HEIGHT	INSIDE BACK		INSIDE ARM
WIDTH	DEPTH	HEIGHT	WIDTH	WIDTH	DEPTH		WIDTH	HEIGHT	HEIGHT
79.5	31	48	72	73	20.5	18.5	73	33	29.5

- *Modular construction allows parts that snap and lock into place. No tools required. Easy to move, assemble, and replace. Promoting longevity of use*
- *Designed with thick, dual-panels that are fully upholstered to help you filter unwanted ambiance*
- *Molded plywood shell for strength*
- *High-density, high-resiliency seat and back foam for comfort and support*
- *Sturdy aluminum legs, coated with silver proxy and plastic glides*
- *Available upholstered in single or dual-tone textile*
- *Power outlet w/ dual USB ports*



TO ORDER:

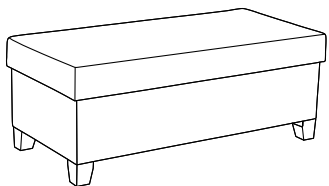
See "How to Build Your Trullo Lounge Seating Product Code" on Pg. 3.

TRULLO • Lounge Seating

DESCRIPTION	PRODUCT NUMBER	COM YARDS	SHIP WEIGHT	SHIP VOLUME
Trullo Double Bench	TRUL3047	3	65 lb.	38 ft³

PRODUCT DIMENSIONS (shown in approximate inches)

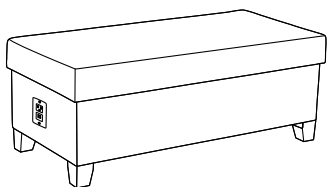
OVERALL OUTSIDE		
WIDTH	DEPTH	HEIGHT
47	22.5	18.5



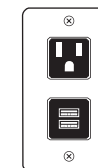
DESCRIPTION	PRODUCT NUMBER	COM YARDS	SHIP WEIGHT	SHIP VOLUME
Trullo Double Bench w/ Power	TRUL3047ELE	3	65 lb.	38 ft³

PRODUCT DIMENSIONS (shown in approximate inches)

OVERALL OUTSIDE		
WIDTH	DEPTH	HEIGHT
47	22.5	18.5



- **Modular construction allows parts that snap and lock into place. No tools required. Easy to move, assemble, and replace. Promoting longevity of use**
- **Designed with thick, dual-panels that are fully upholstered to help you filter unwanted ambiance**
- **Molded plywood shell for strength**
- **High-density, high-resiliency seat and back foam for comfort and support**
- **Sturdy aluminum legs, coated with silver proxy and plastic glides**
- **Available upholstered in single or dual-tone textile**
- **Power outlet w/ dual USB ports**

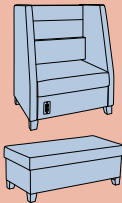

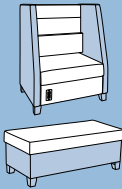
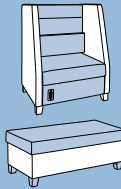


TO ORDER:

See "How to Build Your Trullo Lounge Seating Product Code" on Pg. 3.

How to Build Your TRULLO Lounge Seating Product Code

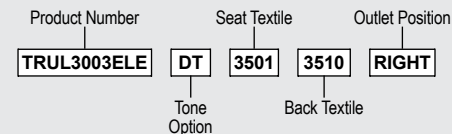


SELECT BASIC OPTIONS		SELECT TEXTILE STYLE/COLOR			ELECTRICAL/USB PORTS
PRODUCT NUMBER		UPHOLSTERY TONE	OUTSIDE TEXTILE	INSIDE TEXTILE	OUTLET POSITION
TRUL3001 Trullo Single Lounge Seating TRUL3001ELE Trullo Single Lounge Seating w/ Power TRUL3002 Trullo Double Lounge Seating TRUL3002ELE Trullo Double Lounge Seating w/ Power	TRUL3003 Trullo Triple Lounge Seating TRUL3003ELE Trullo Triple Lounge Seating w/ Power TRUL3047 Trullo Double Bench TRUL3047ELE Trullo Double Bench w/ Power	ST = Single Tone	OUTSIDE & INSIDE/SEAT • Grade 1 • Grade 2 • Grade 3 • Grade 4 • Grade 5 • Grade 6 • Leather Grade L1 	When selecting Single Tone Upholstery seating, outside & inside seat are same textile	Right = Right, Base Front  Left = Left, Base Front
		DT = Dual Tone When selecting Dual Tone Upholstery seating will be graded in the higher of two textiles selected	OUTSIDE • Grade 1 • Grade 2 • Grade 3 • Grade 4 • Grade 5 • Grade 6 • Leather Grade L1 	INSIDE/SEAT • Grade 1 • Grade 2 • Grade 3 • Grade 4 • Grade 5 • Grade 6 • Leather Grade L1 	Note: Power Selection only applicable on "ELE" Models
Select Textile/Leather from Mayer-Paetz Grade Groups or Conneaut Leather Options from OFG online App					

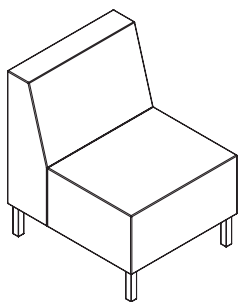
- Base Part Number
- Standard
- Options (Possible Upcharge)

TO ORDER:

Select the Part Number and add options from matrix above. For example, to order an **TRUL3003ELE Trullo Triple Lounge Seating w/ Power, Dual Tone Upholstery (DT) in Black (3501)**, and **Mercury (3510)**, with the Electrical/USB Ports on the **Right (Right)**, specify:



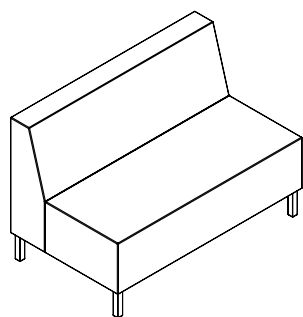
UNIFY • Lounge Seating



DESCRIPTION	PRODUCT NUMBER	COM YARDS	SHIP WEIGHT	SHIP VOLUME
Unify Single Lounge Seat Standard Back (32.5")	UNI4033SF1S	3 - 5	52 - 96 lb.	22.6 ft ³

PRODUCT DIMENSIONS (shown in approximate inches)

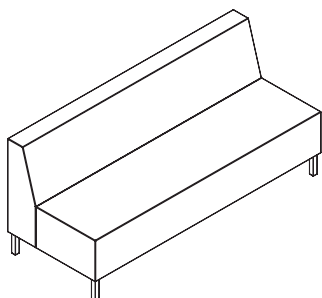
OVERALL OUTSIDE			INSIDE ARM	INSIDE SEAT		SEAT HEIGHT	INSIDE BACK		INSIDE ARM
WIDTH	DEPTH	HEIGHT	WIDTH	WIDTH	DEPTH		WIDTH	HEIGHT	HEIGHT
24 - 32	28	32.5	24	24	19	18	24	14.5	7.5



DESCRIPTION	PRODUCT NUMBER	COM YARDS	SHIP WEIGHT	SHIP VOLUME
Unify Double Lounge Seat Standard Back (32.5")	UNI4033SF2S	5 - 7	88 - 121 lb.	38.8 ft ³

PRODUCT DIMENSIONS (shown in approximate inches)

OVERALL OUTSIDE			INSIDE ARM	INSIDE SEAT		SEAT HEIGHT	INSIDE BACK		INSIDE ARM
WIDTH	DEPTH	HEIGHT	WIDTH	WIDTH	DEPTH		WIDTH	HEIGHT	HEIGHT
48-56	28	32.5	48	48	19	18	48	14.5	7.5



DESCRIPTION	PRODUCT NUMBER	COM YARDS	SHIP WEIGHT	SHIP VOLUME
Unify Triple Lounge Seat Standard Back (32.5")	UNI4033SF3S	7.5 - 9.5	127 - 160 lb.	80.9 ft ³

PRODUCT DIMENSIONS (shown in approximate inches)

OVERALL OUTSIDE			INSIDE ARM	INSIDE SEAT		SEAT HEIGHT	INSIDE BACK		INSIDE ARM
WIDTH	DEPTH	HEIGHT	WIDTH	WIDTH	DEPTH		WIDTH	HEIGHT	HEIGHT
72 - 80	28	32.5	72	72	19	18	72	14.5	7.5

- Frames made of interlocking plywood jigsaw construction
- High density, resilient foam seat cushions
- Easy to reconfigure to create a variety of combinations
- Cushions are fixed and non-removable
- High and extended back models can be configured with either standard (25") arms or full height (47"/53") privacy arms
- 1" thick laminate tablet arm with 360° swivel (optional)
- E3 Power/USB module featuring 2 power outlets and 1 double USB terminal (optional)
- Meets or exceeds ANSI/BIFMA standards
- Greenguard Indoor Air Quality Certified



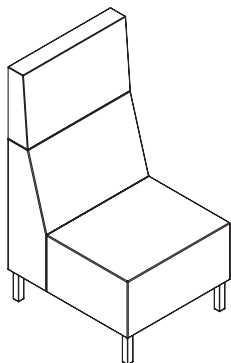
TO ORDER:

See "How to Build Your Unify Lounge Seating Product Code" on Pg. 12.

NOTES:

- Standard Models Shown. See Pg. 10 for arm options & Pg. 11 for power options.


UNIFY • Lounge Seating



DESCRIPTION	PRODUCT NUMBER	COM YARDS	SHIP WEIGHT	SHIP VOLUME
Unify Single Lounge Seat High Back (47")	UNI4047SF1S	4 - 9	82 - 110 lb.	34.5 ft ³

PRODUCT DIMENSIONS (shown in approximate inches)

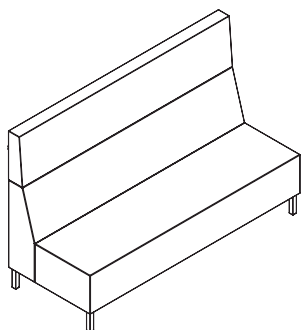
OVERALL OUTSIDE			INSIDE ARM	INSIDE SEAT		SEAT HEIGHT	INSIDE BACK		INSIDE ARM
WIDTH	DEPTH	HEIGHT	WIDTH	WIDTH	DEPTH		WIDTH	HEIGHT	HEIGHT
24 - 32	28	47	24	24	19	18	24	29	7.5 - 29



DESCRIPTION	PRODUCT NUMBER	COM YARDS	SHIP WEIGHT	SHIP VOLUME
Unify Double Lounge Seat High Back (47")	UNI4047SF2S	6.75 - 11.8	112 - 145 lb.	61.2 ft ³

PRODUCT DIMENSIONS (shown in approximate inches)

OVERALL OUTSIDE			INSIDE ARM	INSIDE SEAT		SEAT HEIGHT	INSIDE BACK		INSIDE ARM
WIDTH	DEPTH	HEIGHT	WIDTH	WIDTH	DEPTH		WIDTH	HEIGHT	HEIGHT
48 - 56	28	47	48	48	19	18	48	29	7.5 - 29



DESCRIPTION	PRODUCT NUMBER	COM YARDS	SHIP WEIGHT	SHIP VOLUME
Unify Triple Lounge Seat High Back (47")	UNI4047SF3S	10 - 15	161 - 194 lb.	80.9 ft ³

PRODUCT DIMENSIONS (shown in approximate inches)

OVERALL OUTSIDE			INSIDE ARM	INSIDE SEAT		SEAT HEIGHT	INSIDE BACK		INSIDE ARM
WIDTH	DEPTH	HEIGHT	WIDTH	WIDTH	DEPTH		WIDTH	HEIGHT	HEIGHT
72 - 80	28	47	72	72	19	18	72	29	7.5 - 29

- Frames made of interlocking plywood jigsaw construction
- High density, resilient foam seat cushions
- Easy to reconfigure to create a variety of combinations
- Cushions are fixed and non-removable
- High and extended back models can be configured with either standard (25") arms or full height (47"/53") privacy arms
- 1" thick laminate tablet arm with 360° swivel (optional)
- E3 Power/USB module featuring 2 power outlets and 1 double USB terminal (optional)
- Meets or exceeds ANSI/BIFMA standards
- Greenguard Indoor Air Quality Certified



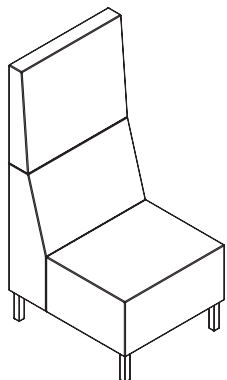
TO ORDER:

See "How to Build Your Unify Lounge Seating Product Code" on Pg. 12.

NOTES:

- Standard Models Shown. See Pg. 10 for arm options & Pg. 11 for power options.


UNIFY • Lounge Seating



DESCRIPTION	PRODUCT NUMBER	COM YARDS	SHIP WEIGHT	SHIP VOLUME
Unify Single Lounge Seat Extended Back (53")	UNI4053SF1S	4.3 - 9.5	71 - 115 lb.	34.5 ft ³

PRODUCT DIMENSIONS (shown in approximate inches)

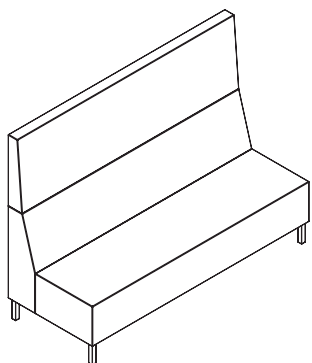
OVERALL OUTSIDE			INSIDE ARM	INSIDE SEAT		SEAT HEIGHT	INSIDE BACK		INSIDE ARM
WIDTH	DEPTH	HEIGHT	WIDTH	WIDTH	DEPTH		WIDTH	HEIGHT	HEIGHT
24 - 32	28	53	24	24	19	18	24	35	7.5 - 35



DESCRIPTION	PRODUCT NUMBER	COM YARDS	SHIP WEIGHT	SHIP VOLUME
Unify Double Lounge Seat Extended Back (53")	UNI4053SF2S	7.6 - 12.3	120 - 153 lb.	61.2 ft ³

PRODUCT DIMENSIONS (shown in approximate inches)

OVERALL OUTSIDE			INSIDE ARM	INSIDE SEAT		SEAT HEIGHT	INSIDE BACK		INSIDE ARM
WIDTH	DEPTH	HEIGHT	WIDTH	WIDTH	DEPTH		WIDTH	HEIGHT	HEIGHT
48 - 56	28	53	48	48	19	18	48	35	7.5 - 3.5



DESCRIPTION	PRODUCT NUMBER	COM YARDS	SHIP WEIGHT	SHIP VOLUME
Unify Triple Lounge Seat Extended Back (53")	UNI4053SF3S	11 - 15.5	127 - 205 lb.	80.9 ft ³

PRODUCT DIMENSIONS (shown in approximate inches)

OVERALL OUTSIDE			INSIDE ARM	INSIDE SEAT		SEAT HEIGHT	INSIDE BACK		INSIDE ARM
WIDTH	DEPTH	HEIGHT	WIDTH	WIDTH	DEPTH		WIDTH	HEIGHT	HEIGHT
72 - 80	28	53	72	72	19	18	72	35	7.5 - 35

- Frames made of interlocking plywood jigsaw construction
- High density, resilient foam seat cushions
- Easy to reconfigure to create a variety of combinations
- Cushions are fixed and non-removable
- High and extended back models can be configured with either standard (25") arms or full height (47"/53") privacy arms
- 1" thick laminate tablet arm with 360° swivel (optional)
- E3 Power/USB module featuring 2 power outlets and 1 double USB terminal (optional)
- Meets or exceeds ANSI/BIFMA standards
- Greenguard Indoor Air Quality Certified



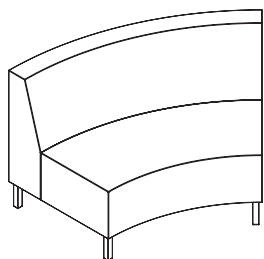
TO ORDER:

See "How to Build Your Unify Lounge Seating Product Code" on Pg. 12.

NOTES:

- Standard Models Shown. See Pg. 10 for arm options & Pg. 11 for power options.


UNIFY • Lounge Seating



DESCRIPTION	PRODUCT NUMBER	COM YARDS	SHIP WEIGHT	SHIP VOLUME
Unify Lounge Seat, Inside Curve Standard Back (32.5")	UNI4033SFIC	5.5 - 7.5	71 - 88 lb.	38.8 ft ³

PRODUCT DIMENSIONS (shown in approximate inches)

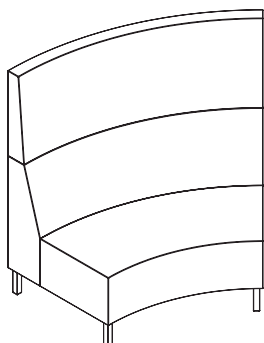
OVERALL OUTSIDE			INSIDE ARM	INSIDE SEAT		SEAT HEIGHT	INSIDE BACK		INSIDE ARM
WIDTH	DEPTH	HEIGHT	WIDTH	WIDTH	DEPTH		WIDTH	HEIGHT	HEIGHT
54	28	32.5	48.5	48.5	19	18	48.5	14.5	7.5



DESCRIPTION	PRODUCT NUMBER	COM YARDS	SHIP WEIGHT	SHIP VOLUME
Unify Lounge Seat, Inside Curve High Back (47")	UNI4047SFIC	7.5 - 9.5	95 - 112 lb.	61.2 ft ³

PRODUCT DIMENSIONS (shown in approximate inches)

OVERALL OUTSIDE			INSIDE ARM	INSIDE SEAT		SEAT HEIGHT	INSIDE BACK		INSIDE ARM
WIDTH	DEPTH	HEIGHT	WIDTH	WIDTH	DEPTH		WIDTH	HEIGHT	HEIGHT
54	28	47	48.5	48.5	19	18	48.5	29	7.5



DESCRIPTION	PRODUCT NUMBER	COM YARDS	SHIP WEIGHT	SHIP VOLUME
Unify Lounge Seat, Inside Curve Extended Back (53")	UNI4053SFIC	9 - 11	100 - 117 lb.	61.2 ft ³

PRODUCT DIMENSIONS (shown in approximate inches)

OVERALL OUTSIDE			INSIDE ARM	INSIDE SEAT		SEAT HEIGHT	INSIDE BACK		INSIDE ARM
WIDTH	DEPTH	HEIGHT	WIDTH	WIDTH	DEPTH		WIDTH	HEIGHT	HEIGHT
54	28	53	48.5	48.5	19	18	48.5	35	7.5

- Frames made of interlocking plywood jigsaw construction
- High density, resilient foam seat cushions
- Easy to reconfigure to create a variety of combinations
- Cushions are fixed and non-removable
- High and extended back models can be configured with either standard (25") arms or full height (47"/53") privacy arms
- 1" thick laminate tablet arm with 360° swivel (optional)
- E3 Power/USB module featuring 2 power outlets and 1 double USB terminal (optional)
- Meets or exceeds ANSI/BIFMA standards
- Greenguard Indoor Air Quality Certified



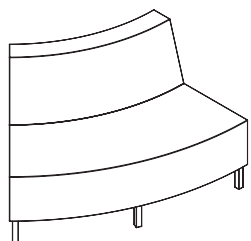
TO ORDER:

See "How to Build Your Unify Lounge Seating Product Code" on Pg. 12.

NOTES:

- Standard Models Shown. See Pg. 10 for arm options & Pg. 11 for power options.

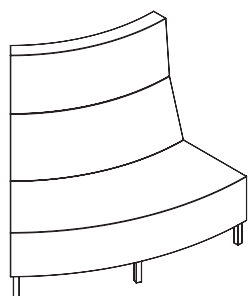
UNIFY • Lounge Seating



DESCRIPTION	PRODUCT NUMBER	COM YARDS	SHIP WEIGHT	SHIP VOLUME
Unify Lounge Seat, Outside Curve Standard Back (32.5")	UNI4033SFOC	5 - 7	77 - 88 lb.	38.8 ft ³

PRODUCT DIMENSIONS (shown in approximate inches)

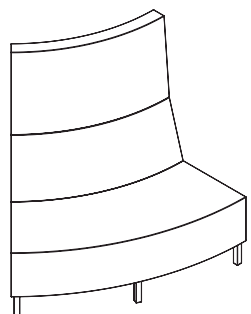
OVERALL OUTSIDE			INSIDE ARM	INSIDE SEAT		SEAT HEIGHT	INSIDE BACK		INSIDE ARM
WIDTH	DEPTH	HEIGHT	WIDTH	WIDTH	DEPTH		WIDTH	HEIGHT	HEIGHT
54	28	32.5	41	41	19	18	41	14.5	7.5



DESCRIPTION	PRODUCT NUMBER	COM YARDS	SHIP WEIGHT	SHIP VOLUME
Unify Lounge Seat, Outside Curve High Back (47")	UNI4047SFOC	7 - 9	95 - 112 lb.	61.2 ft ³

PRODUCT DIMENSIONS (shown in approximate inches)

OVERALL OUTSIDE			INSIDE ARM	INSIDE SEAT		SEAT HEIGHT	INSIDE BACK		INSIDE ARM
WIDTH	DEPTH	HEIGHT	WIDTH	WIDTH	DEPTH		WIDTH	HEIGHT	HEIGHT
54	28	47	41	41	19	18	41	29	7.5



DESCRIPTION	PRODUCT NUMBER	COM YARDS	SHIP WEIGHT	SHIP VOLUME
Unify Lounge Seat, Outside Curve Extended Back (53")	UNI4053SFOC	8.5 - 10.5	100 - 117 lb.	61.2 ft ³

PRODUCT DIMENSIONS (shown in approximate inches)

OVERALL OUTSIDE			INSIDE ARM	INSIDE SEAT		SEAT HEIGHT	INSIDE BACK		INSIDE ARM
WIDTH	DEPTH	HEIGHT	WIDTH	WIDTH	DEPTH		WIDTH	HEIGHT	HEIGHT
54	28	53	41	41	19	18	41	35	7.5

- Frames made of interlocking plywood jigsaw construction
- High density, resilient foam seat cushions
- Easy to reconfigure to create a variety of combinations
- Cushions are fixed and non-removable
- High and extended back models can be configured with either standard (25") arms or full height (47"/53") privacy arms
- 1" thick laminate tablet arm with 360° swivel (optional)
- E3 Power/USB module featuring 2 power outlets and 1 double USB terminal (optional)
- Meets or exceeds ANSI/BIFMA standards
- Greenguard Indoor Air Quality Certified



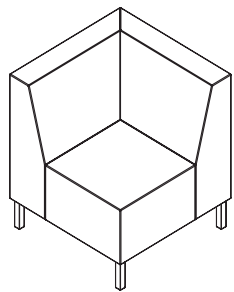
TO ORDER:

See "How to Build Your Unify Lounge Seating Product Code" on Pg. 12.

NOTES:

- Standard Models Shown. See Pg. 10 for arm options & Pg. 11 for power options.

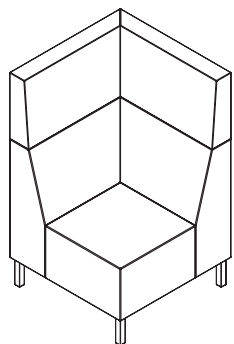
UNIFY • Lounge Seating



DESCRIPTION	PRODUCT NUMBER	COM YARDS	SHIP WEIGHT	SHIP VOLUME
Unify Lounge Seat, Corner Unit Standard Back (32.5")	UNI4033SFCU	5	66 lb.	22.6 ft ³

PRODUCT DIMENSIONS (shown in approximate inches)

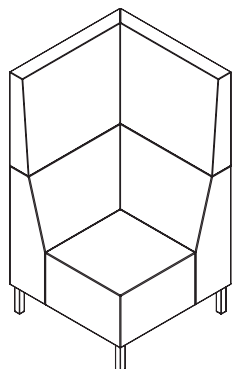
OVERALL OUTSIDE			INSIDE ARM	INSIDE SEAT		SEAT HEIGHT	INSIDE BACK		INSIDE ARM
WIDTH	DEPTH	HEIGHT	WIDTH	WIDTH	DEPTH		WIDTH	HEIGHT	HEIGHT
28	28	32.5	NA	19	19	18	19	14.5	NA



DESCRIPTION	PRODUCT NUMBER	COM YARDS	SHIP WEIGHT	SHIP VOLUME
Unify Lounge Seat, Corner Unit High Back (47")	UNI4047SFCU	7	91 lb.	31.6 ft ³

PRODUCT DIMENSIONS (shown in approximate inches)

OVERALL OUTSIDE			INSIDE ARM	INSIDE SEAT		SEAT HEIGHT	INSIDE BACK		INSIDE ARM
WIDTH	DEPTH	HEIGHT	WIDTH	WIDTH	DEPTH		WIDTH	HEIGHT	HEIGHT
28	28	47	NA	19	19	18	19	29	NA



DESCRIPTION	PRODUCT NUMBER	COM YARDS	SHIP WEIGHT	SHIP VOLUME
Unify Lounge Seat, Corner Unit High Back (53")	UNI4053SFCU	7.5	122 lb.	31.6 ft ³

PRODUCT DIMENSIONS (shown in approximate inches)

OVERALL OUTSIDE			INSIDE ARM	INSIDE SEAT		SEAT HEIGHT	INSIDE BACK		INSIDE ARM
WIDTH	DEPTH	HEIGHT	WIDTH	WIDTH	DEPTH		WIDTH	HEIGHT	HEIGHT
28	28	53	NA	19	19	18	19	35	NA

- Frames made of interlocking plywood jigsaw construction
- High density, resilient foam seat cushions
- Easy to reconfigure to create a variety of combinations
- Cushions are fixed and non-removable
- High and extended back models can be configured with either standard (25") arms or full height (47"/53") privacy arms
- 1" thick laminate tablet arm with 360° swivel (optional)
- E3 Power/USB module featuring 2 power outlets and 1 double USB terminal (optional)
- Meets or exceeds ANSI/BIFMA standards
- Greenguard Indoor Air Quality Certified



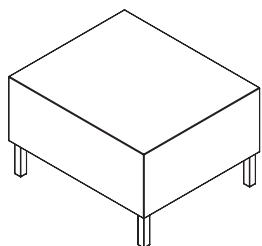
TO ORDER:

See "How to Build Your Unify Lounge Seating Product Code" on Pg. 12.

NOTES:

- Standard Models Shown, See Pg. 11 for power options.
- Arm option not available on Corner (FCU) models.

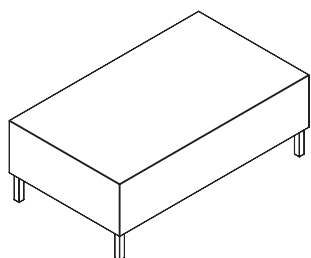
UNIFY • Ottomans



DESCRIPTION	PRODUCT NUMBER	COM YARDS	SHIP WEIGHT	SHIP VOLUME
Unify Ottoman, Rectangular, Single Seat	UNI4000OT1S	1.75	40 lb.	11.9 ft ³

PRODUCT DIMENSIONS (shown in approximate inches)

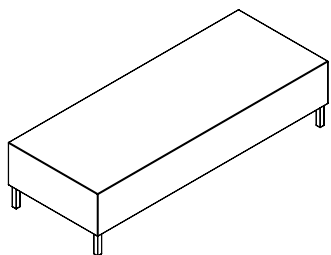
OVERALL OUTSIDE		
WIDTH	DEPTH	HEIGHT
24	28	17.5



DESCRIPTION	PRODUCT NUMBER	COM YARDS	SHIP WEIGHT	SHIP VOLUME
Unify Ottoman, Rectangular, Double Seat	UNI4000OT2S	3	64 lb.	20.1 ft ³

PRODUCT DIMENSIONS (shown in approximate inches)

OVERALL OUTSIDE		
WIDTH	DEPTH	HEIGHT
48	28	17.5



DESCRIPTION	PRODUCT NUMBER	COM YARDS	SHIP WEIGHT	SHIP VOLUME
Unify Ottoman, Rectangular, Triple Seat	UNI4000OT3S	4.5	89 lb.	27.3 ft ³

PRODUCT DIMENSIONS (shown in approximate inches)

OVERALL OUTSIDE		
WIDTH	DEPTH	HEIGHT
72	28	17.5

- *Frames made of interlocking plywood jigsaw construction*
- *High density, resilient foam seat cushions*
- *Cushions are fixed and non-removable*
- *E3 Power/USB module featuring 2 power outlets and 1 double USB terminal (optional)*
- *Meets or exceeds ANSI/BIFMA standards*
- *Greenguard Indoor Air Quality Certified®*



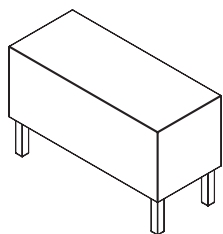
TO ORDER:

See "How to Build Your Unify Ottoman Lounge Seating Product Code" on Pg. 12.

NOTES:

- Standard Models Shown. See Pg. 11 for power options.

UNIFY • Ottomans

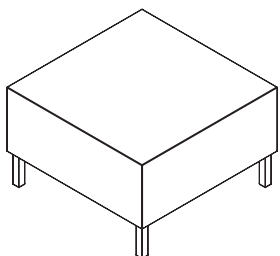


DESCRIPTION	PRODUCT NUMBER	COM YARDS	SHIP WEIGHT	SHIP VOLUME
Unify Ottoman, Wedge	UNI4000OT12	1.25	20 lb.	5.0 ft ³

PRODUCT DIMENSIONS (shown in approximate inches)

OVERALL OUTSIDE		
WIDTH	DEPTH	HEIGHT
12	28	17.5

- *Frames made of interlocking plywood jigsaw construction*
- *High density, resilient foam seat cushions*
- *Cushions are fixed and non-removable*
- *E3 Power/USB module featuring 2 power outlets and 1 double USB terminal (optional)*
- *Meets or exceeds ANSI/BIFMA standards*
- *Greenguard Indoor Air Quality Certified®*

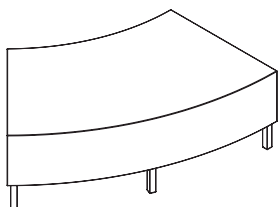


DESCRIPTION	PRODUCT NUMBER	COM YARDS	SHIP WEIGHT	SHIP VOLUME
Unify Ottoman, Corner	UNI4000OTCU	2	40 lb.	11.9 ft ³

PRODUCT DIMENSIONS (shown in approximate inches)

OVERALL OUTSIDE		
WIDTH	DEPTH	HEIGHT
28	28	17.5

E3 Power Module **Not Available** on this model.



DESCRIPTION	PRODUCT NUMBER	COM YARDS	SHIP WEIGHT	SHIP VOLUME
Unify Ottoman, Curved	UNI4000OC45D	3	55 lb.	20.1 ft ³

PRODUCT DIMENSIONS (shown in approximate inches)

OVERALL OUTSIDE		
WIDTH	DEPTH	HEIGHT
54	28	17.5

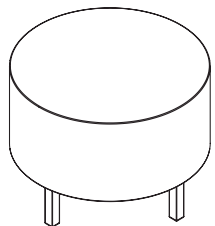
TO ORDER:

See "How to Build Your Unify Ottoman Lounge Seating Product Code" on Pg. 12.

NOTES:

- Standard Models Shown. See Pg. 11 for power options.

UNIFY • Ottomans

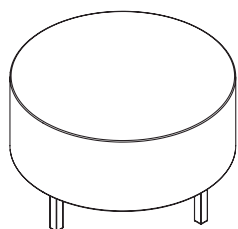


DESCRIPTION	PRODUCT NUMBER	COM YARDS	SHIP WEIGHT	SHIP VOLUME
Unify Ottoman, 24" Round	UNI4000OR24	2.5	25 lb.	11.9 ft ³

PRODUCT DIMENSIONS (shown in approximate inches)

OVERALL OUTSIDE		
WIDTH	DEPTH	HEIGHT
24	24	17.5

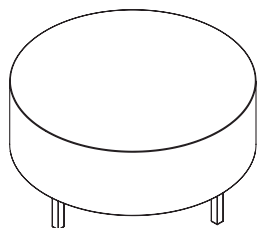
- *Frames made of interlocking plywood jigsaw construction*
- *High density, resilient foam seat cushions*
- *Cushions are fixed and non-removable*
- *Meets or exceeds ANSI/BIFMA standards*
- *Greenguard Indoor Air Quality Certified®*



DESCRIPTION	PRODUCT NUMBER	COM YARDS	SHIP WEIGHT	SHIP VOLUME
Unify Ottoman, 30" Round	UNI4000OR30	3	33 lb.	11.9 ft ³

PRODUCT DIMENSIONS (shown in approximate inches)

OVERALL OUTSIDE		
WIDTH	DEPTH	HEIGHT
30	30	17.5



DESCRIPTION	PRODUCT NUMBER	COM YARDS	SHIP WEIGHT	SHIP VOLUME
Unify Ottoman, 36" Round	UNI4000OR36	3.5	41 lb.	16.7 ft ³

PRODUCT DIMENSIONS (shown in approximate inches)

OVERALL OUTSIDE		
WIDTH	DEPTH	HEIGHT
36	36	17.5

TO ORDER:

See "How to Build Your Unify Ottoman Lounge Seating Product Code" on Pg. 12.

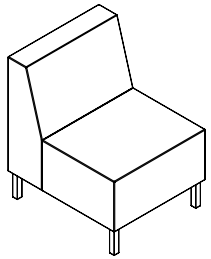
NOTES:

- Standard Models Shown. See Pg. 11 for power options.
- E3 Power Modules not available on Round Ottomans.

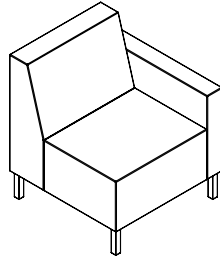
UNIFY • Arm Configurations



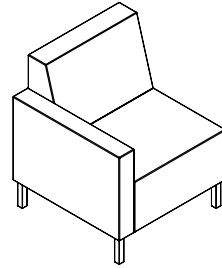
Standard Back (32.5")



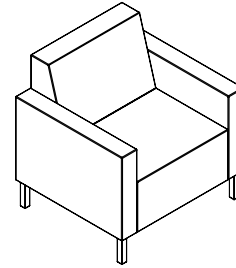
NA



AL25



AR25



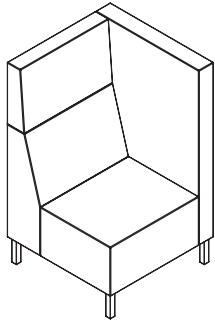
WA25

• High and extended back models can be configured with either standard (25") arms or full height (47"/53") privacy arms

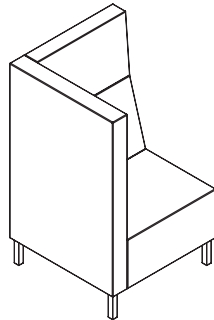
NOTES:

- Left and Right convention is always when seated

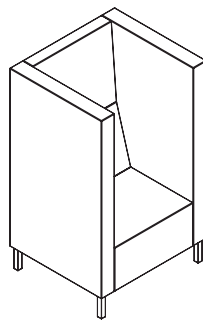
High Back (47") & Extended Back (53")



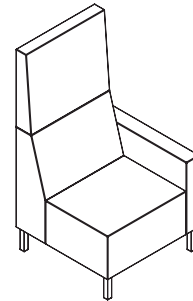
AL47
AL53



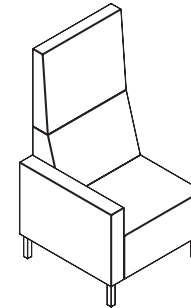
AR47
AR53



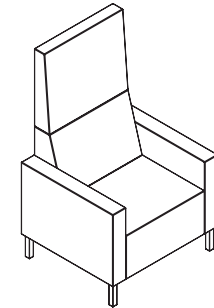
WA47
WA53



AL25




AR25




WA25


Tablet Arm Configurations




AL25-TLM



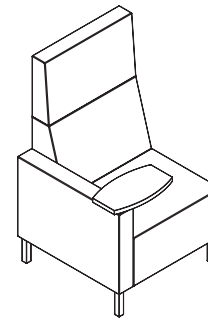
AR25-TRM



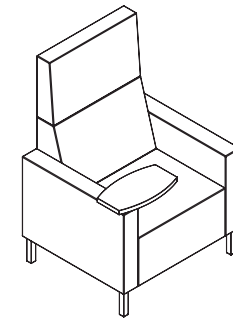
WA25-TLM



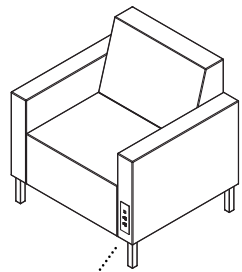
AL25-TLM



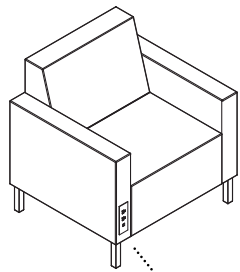
AR25-TRM



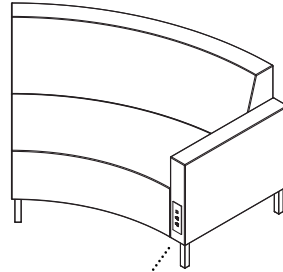
WA25-TRM



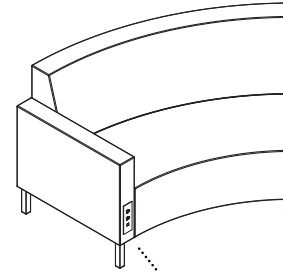
ALFE3
Left Side



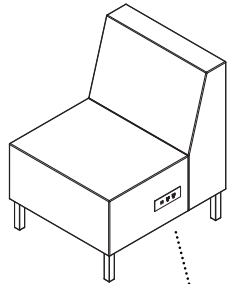
ARFE3
Right Side



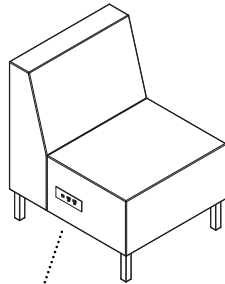
ALFE3
Left Side



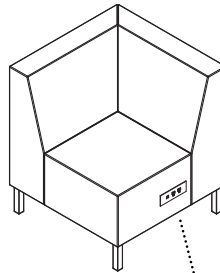
ARFE3
Right Side



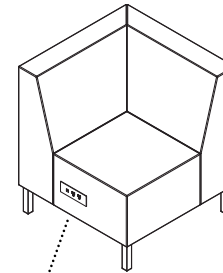
SLSE3
Left Side



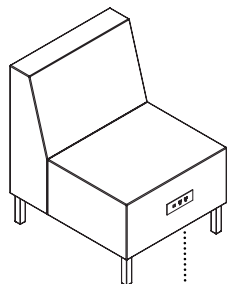
SRSE3
Right Side



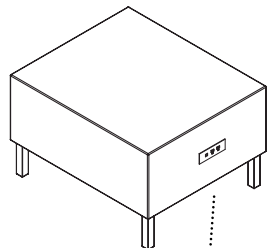
SLSE3
Left Side



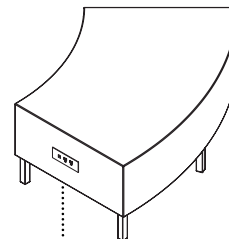
SRSE3
Right Side



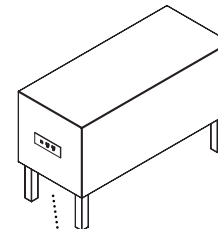
SCFE3
Center Front



SCFE3
Center Front



SCFE3
Center Front



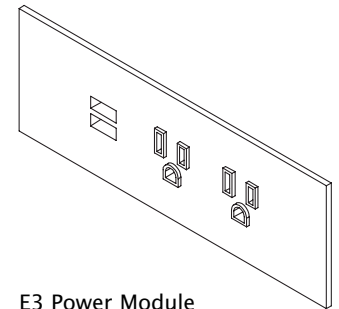
SCFE3
Center Front

Electrical Placement Options:

- ALFE3 - Left Arm Front
- ARFE3 - Right Arm Front
- SLSE3 - Seat Left Side
- SRSE3 - Seat Right Side
- SCFE3 - Seat Center Front

E3 Power Module consists of:

- Silver Fog faceplate with matching powder-coated trim.
- 2 Power and 1 dual port 4 Amp USB (2 Amps per port)



E3 Power Module

NOTES:

- See Pg. 13 for E3 Power Module configuration availability
- Left and Right convention is always when seated

How to Build Your Unify Lounge Seating Product Code

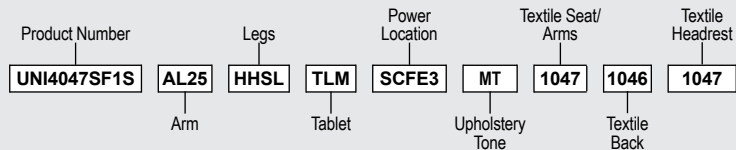


PRODUCT NUMBER	SELECT BASIC OPTIONS			ELECTRICAL/USB PORTS	SELECT BACK, SEAT/ARMS, HEADREST TEXTILE STYLE/COLOR			
	ARMS	LEGS	TABLET	POSITION/STYLE	UPHOLSTERY TONE	SEAT/ARMS	BACK	HEADREST
UNI4033SF1S	NA = No Arms	HHSL = Fixed leg, Silver	- = No Tablet	- = No Power	ST = Single Tone MT = Multi Tone NOTE: If multiple fabric grades are selected, pricing will be at the <u>highest grade selected</u> .	SEAT/ARMS, BACK, HEADREST • Textile Grade 1 • Textile Grade 2 • Textile Grade 3 • Textile Grade 4 • Textile Grade 5 • Textile Grade 6 • Leather Grade L1 When Selecting Single Tone Upholstery, seat, back, and headrest are textile Refer to Mayer-Paetz standard offering for specific fabric group numbers (add 4-digit-code)		
UNI4033SF2S	WA25 = With 25" H Arms on Both Sides	LLSL = Leveling Leg, Silver	TLM = Left Tablet TRM = Right Tablet NOTE: Tablet option <u>only</u> available on models with 25" arms	ALFE3 = Left Arm, Front ARFE3 = Right Arm, Front SLSE3 = Seat, Left Side* SRSE3 = Seat, Right Side* SCFE3 = Seat, Front Center**		• Textile Grade 1 • Textile Grade 2 • Textile Grade 3 • Textile Grade 4 • Textile Grade 5 • Textile Grade 6 • Leather L1	• Textile Grade 1 • Textile Grade 2 • Textile Grade 3 • Textile Grade 4 • Textile Grade 5 • Textile Grade 6 • Leather L1	• Textile Grade 1 • Textile Grade 2 • Textile Grade 3 • Textile Grade 4 • Textile Grade 5 • Textile Grade 6 • Leather L1
UNI4033SF3S	AL 25 = With 25" H Arm on Left			ALFE3 = Left Arm, Front ARFE3 = Right Arm, Front SLSE3 = Seat, Left Side* SRSE3 = Seat, Right Side* SCFE3 = Seat, Front Center**	NOTE: Seat, Side (SLSE3 , SRSE3) placement <u>only</u> available when arm is not present. **NOTE: Seat, Front Center (SCFE3) placement <u>only</u> offered on flat models. E3 Power Module consists of: 2 power and 1 dual port 4 Amp USB (2 Amps per port) Silver Fog faceplate with matching powder-coated trim			
UNI4047SF1S	AR25 = With 25" H Arm on Right	NOTE: Arms <u>not</u> available on corner units (FCU). UNI4053 chairs offered with 53" or 25" arms, UNI4047 chairs offered with 47" or 25" arms. UNI4033 chairs offered with 25" arms.	NOTE: Seat, Side (SLSE3 , SRSE3) placement <u>only</u> available when arm is not present. **NOTE: Seat, Front Center (SCFE3) placement <u>only</u> offered on flat models. E3 Power Module consists of: 2 power and 1 dual port 4 Amp USB (2 Amps per port) Silver Fog faceplate with matching powder-coated trim					
UNI4047SF2S	WA47 = With 47" H Arms on Both Sides				NOTE: Arms <u>not</u> available on corner units (FCU). UNI4053 chairs offered with 53" or 25" arms, UNI4047 chairs offered with 47" or 25" arms. UNI4033 chairs offered with 25" arms.	NOTE: Seat, Side (SLSE3 , SRSE3) placement <u>only</u> available when arm is not present. **NOTE: Seat, Front Center (SCFE3) placement <u>only</u> offered on flat models. E3 Power Module consists of: 2 power and 1 dual port 4 Amp USB (2 Amps per port) Silver Fog faceplate with matching powder-coated trim		
UNI4047SF3S	AL47 = With 47" H Arm on Left	NOTE: Arms <u>not</u> available on corner units (FCU). UNI4053 chairs offered with 53" or 25" arms, UNI4047 chairs offered with 47" or 25" arms. UNI4033 chairs offered with 25" arms.	NOTE: Seat, Side (SLSE3 , SRSE3) placement <u>only</u> available when arm is not present. **NOTE: Seat, Front Center (SCFE3) placement <u>only</u> offered on flat models. E3 Power Module consists of: 2 power and 1 dual port 4 Amp USB (2 Amps per port) Silver Fog faceplate with matching powder-coated trim					
UNI4053SF1S	AR47 = With 47" H Arm on Right				NOTE: Arms <u>not</u> available on corner units (FCU). UNI4053 chairs offered with 53" or 25" arms, UNI4047 chairs offered with 47" or 25" arms. UNI4033 chairs offered with 25" arms.	NOTE: Seat, Side (SLSE3 , SRSE3) placement <u>only</u> available when arm is not present. **NOTE: Seat, Front Center (SCFE3) placement <u>only</u> offered on flat models. E3 Power Module consists of: 2 power and 1 dual port 4 Amp USB (2 Amps per port) Silver Fog faceplate with matching powder-coated trim		
UNI4053SF2S	WA53 = With 53" H Arms on Both Sides	NOTE: Arms <u>not</u> available on corner units (FCU). UNI4053 chairs offered with 53" or 25" arms, UNI4047 chairs offered with 47" or 25" arms. UNI4033 chairs offered with 25" arms.	NOTE: Seat, Side (SLSE3 , SRSE3) placement <u>only</u> available when arm is not present. **NOTE: Seat, Front Center (SCFE3) placement <u>only</u> offered on flat models. E3 Power Module consists of: 2 power and 1 dual port 4 Amp USB (2 Amps per port) Silver Fog faceplate with matching powder-coated trim					
UNI4053SF3S	AL53 = With 53" H Arm on Left				NOTE: Arms <u>not</u> available on corner units (FCU). UNI4053 chairs offered with 53" or 25" arms, UNI4047 chairs offered with 47" or 25" arms. UNI4033 chairs offered with 25" arms.	NOTE: Seat, Side (SLSE3 , SRSE3) placement <u>only</u> available when arm is not present. **NOTE: Seat, Front Center (SCFE3) placement <u>only</u> offered on flat models. E3 Power Module consists of: 2 power and 1 dual port 4 Amp USB (2 Amps per port) Silver Fog faceplate with matching powder-coated trim		
UNI4033SFIC	AR53 = With 53" H Arm on Right	NOTE: Arms <u>not</u> available on corner units (FCU). UNI4053 chairs offered with 53" or 25" arms, UNI4047 chairs offered with 47" or 25" arms. UNI4033 chairs offered with 25" arms.	NOTE: Seat, Side (SLSE3 , SRSE3) placement <u>only</u> available when arm is not present. **NOTE: Seat, Front Center (SCFE3) placement <u>only</u> offered on flat models. E3 Power Module consists of: 2 power and 1 dual port 4 Amp USB (2 Amps per port) Silver Fog faceplate with matching powder-coated trim					
UNI4033SFOC	AR53 = With 53" H Arm on Right				NOTE: Arms <u>not</u> available on corner units (FCU). UNI4053 chairs offered with 53" or 25" arms, UNI4047 chairs offered with 47" or 25" arms. UNI4033 chairs offered with 25" arms.	NOTE: Seat, Side (SLSE3 , SRSE3) placement <u>only</u> available when arm is not present. **NOTE: Seat, Front Center (SCFE3) placement <u>only</u> offered on flat models. E3 Power Module consists of: 2 power and 1 dual port 4 Amp USB (2 Amps per port) Silver Fog faceplate with matching powder-coated trim		
UNI4047SFIC	NOTE:	NOTE: Arms <u>not</u> available on corner units (FCU). UNI4053 chairs offered with 53" or 25" arms, UNI4047 chairs offered with 47" or 25" arms. UNI4033 chairs offered with 25" arms.	NOTE: Seat, Side (SLSE3 , SRSE3) placement <u>only</u> available when arm is not present. **NOTE: Seat, Front Center (SCFE3) placement <u>only</u> offered on flat models. E3 Power Module consists of: 2 power and 1 dual port 4 Amp USB (2 Amps per port) Silver Fog faceplate with matching powder-coated trim					
UNI4047SFOC	NOTE:				NOTE: Arms <u>not</u> available on corner units (FCU). UNI4053 chairs offered with 53" or 25" arms, UNI4047 chairs offered with 47" or 25" arms. UNI4033 chairs offered with 25" arms.	NOTE: Seat, Side (SLSE3 , SRSE3) placement <u>only</u> available when arm is not present. **NOTE: Seat, Front Center (SCFE3) placement <u>only</u> offered on flat models. E3 Power Module consists of: 2 power and 1 dual port 4 Amp USB (2 Amps per port) Silver Fog faceplate with matching powder-coated trim		
UNI4053SFIC	Arms not available on corner units (FCU). UNI4053 chairs offered with 53" or 25" arms, UNI4047 chairs offered with 47" or 25" arms. UNI4033 chairs offered with 25" arms.	NOTE: Arms <u>not</u> available on corner units (FCU). UNI4053 chairs offered with 53" or 25" arms, UNI4047 chairs offered with 47" or 25" arms. UNI4033 chairs offered with 25" arms.	NOTE: Seat, Side (SLSE3 , SRSE3) placement <u>only</u> available when arm is not present. **NOTE: Seat, Front Center (SCFE3) placement <u>only</u> offered on flat models. E3 Power Module consists of: 2 power and 1 dual port 4 Amp USB (2 Amps per port) Silver Fog faceplate with matching powder-coated trim					
UNI4053SFOC	Arms not available on corner units (FCU). UNI4053 chairs offered with 53" or 25" arms, UNI4047 chairs offered with 47" or 25" arms. UNI4033 chairs offered with 25" arms.				NOTE: Arms <u>not</u> available on corner units (FCU). UNI4053 chairs offered with 53" or 25" arms, UNI4047 chairs offered with 47" or 25" arms. UNI4033 chairs offered with 25" arms.	NOTE: Seat, Side (SLSE3 , SRSE3) placement <u>only</u> available when arm is not present. **NOTE: Seat, Front Center (SCFE3) placement <u>only</u> offered on flat models. E3 Power Module consists of: 2 power and 1 dual port 4 Amp USB (2 Amps per port) Silver Fog faceplate with matching powder-coated trim		
UNI4033SFCU	Arms not available on corner units (FCU). UNI4053 chairs offered with 53" or 25" arms, UNI4047 chairs offered with 47" or 25" arms. UNI4033 chairs offered with 25" arms.	NOTE: Arms <u>not</u> available on corner units (FCU). UNI4053 chairs offered with 53" or 25" arms, UNI4047 chairs offered with 47" or 25" arms. UNI4033 chairs offered with 25" arms.	NOTE: Seat, Side (SLSE3 , SRSE3) placement <u>only</u> available when arm is not present. **NOTE: Seat, Front Center (SCFE3) placement <u>only</u> offered on flat models. E3 Power Module consists of: 2 power and 1 dual port 4 Amp USB (2 Amps per port) Silver Fog faceplate with matching powder-coated trim					
UNI4047SFCU	Arms not available on corner units (FCU). UNI4053 chairs offered with 53" or 25" arms, UNI4047 chairs offered with 47" or 25" arms. UNI4033 chairs offered with 25" arms.				NOTE: Arms <u>not</u> available on corner units (FCU). UNI4053 chairs offered with 53" or 25" arms, UNI4047 chairs offered with 47" or 25" arms. UNI4033 chairs offered with 25" arms.	NOTE: Seat, Side (SLSE3 , SRSE3) placement <u>only</u> available when arm is not present. **NOTE: Seat, Front Center (SCFE3) placement <u>only</u> offered on flat models. E3 Power Module consists of: 2 power and 1 dual port 4 Amp USB (2 Amps per port) Silver Fog faceplate with matching powder-coated trim		
UNI4053SFCU	Arms not available on corner units (FCU). UNI4053 chairs offered with 53" or 25" arms, UNI4047 chairs offered with 47" or 25" arms. UNI4033 chairs offered with 25" arms.	NOTE: Arms <u>not</u> available on corner units (FCU). UNI4053 chairs offered with 53" or 25" arms, UNI4047 chairs offered with 47" or 25" arms. UNI4033 chairs offered with 25" arms.	NOTE: Seat, Side (SLSE3 , SRSE3) placement <u>only</u> available when arm is not present. **NOTE: Seat, Front Center (SCFE3) placement <u>only</u> offered on flat models. E3 Power Module consists of: 2 power and 1 dual port 4 Amp USB (2 Amps per port) Silver Fog faceplate with matching powder-coated trim					

- Base Part Number
- Standard
- Options (Possible Upcharge)

TO ORDER :


Select the Part Number and add options from matrix above. For example, to order a **High Back Single Lounge Seat (UNI4047SF1S)**, upholstered in **Caressa Black Vinyl (1047)** with **Power (E3)** located in the **Center Front of the Seat (SCF)**, **Left Arm Only (AL)** with **Left Tablet (TLM)**, with **Fixed Legs (HHSL)**, specify:



How to Build Your Unify Ottoman Lounge Seating Product Code



SELECT BASIC OPTIONS		SELECT ELECTRICAL/USB PORTS		SELECT TEXTILE COLOR
PRODUCT NUMBER	LEGS	POSITION/STYLE		TEXTILE
UNI4000OT1S	HHSL = Fixed leg, Silver	- = No Power		<ul style="list-style-type: none"> • Textile Grade 1 • Textile Grade 2 • Textile Grade 3 • Textile Grade 4 • Textile Grade 5 • Textile Grade 6 • Leather Grade L1
UNI4000OT2S	LLSL = Leveling Leg, Silver	SLSE3 = Seat, Left Side SRSE3 = Seat, Right Side SCFE3 = Seat, Front Center	E3 Power Module consists of: 2 power and 1 dual port 4 Amp USB (2 Amps per port) Silver Fog faceplate with matching powder-coated trim.	
UNI4000OT3S				
UNI4000OT12				
UNI4000OC45D				
UNI4000OR24				
UNI4000OR30				
UNI4000OR36				
UNI4000OTCU				



- Base Part Number
- Standard
- Options (Possible Upcharge)

TO ORDER :

Select the Part Number/Style Number and add options from matrix above. For example, to order a **Ottoman, Rectangular, Single Seat (UNI4000OT1S)**, upholstered in **Caressa Black Vinyl (1047)** with **Power** located in the **Center Front of the Seat (SCFE3)**, with **Fixed Legs (HHSL)**, specify:

Product Number

UNI4000OT1S

Power Location

HHSL

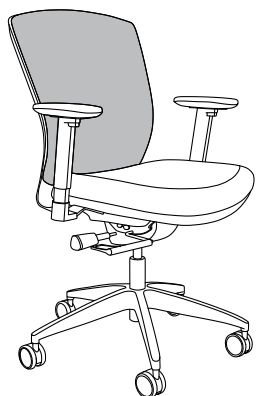
SCFE3

1047

Legs Textile



VXO • Ergonomic Mid Back Task Seating



DESCRIPTION	PRODUCT NUMBER	COM YARDS	SHIP WEIGHT	SHIP VOLUME
VXO Mid Back Task Chair w/ Adjustable Arms Mesh Back/Upholstered Seat	VXO7280	.75	37 lb.	13 ft³

PRODUCT DIMENSIONS (shown in approximate inches)

OVERALL OUTSIDE			OUTSIDE ARM	INSIDE SEAT		SEAT HEIGHT	INSIDE BACK		INSIDE ARM
WIDTH	DEPTH	HEIGHT	WIDTH	WIDTH	DEPTH		WIDTH	HEIGHT	HEIGHT
24.5 - 25.5	24.75	35.25 - 40	18.25 - 20.25	19.5	25.5	17 - 22	18.5	18.5	5 - 8.25



DESCRIPTION	PRODUCT NUMBER	COM YARDS	SHIP WEIGHT	SHIP VOLUME
VXO Mid Back Task Chair w/ Fixed Loop Arms Mesh Back/Upholstered Seat	VXO7280L	.75	37 lb.	13 ft³

PRODUCT DIMENSIONS (shown in approximate inches)

OVERALL OUTSIDE			OUTSIDE ARM	INSIDE SEAT		SEAT HEIGHT	INSIDE BACK		INSIDE ARM
WIDTH	DEPTH	HEIGHT	WIDTH	WIDTH	DEPTH		WIDTH	HEIGHT	HEIGHT
24.5 - 25.5	24.75	35.25 - 40	18.25 - 20.25	19.5	25.5	17 - 22	18.5	18.5	6



DESCRIPTION	PRODUCT NUMBER	COM YARDS	SHIP WEIGHT	SHIP VOLUME
VXO Mid Back Task Chair, Armless Mesh Back/Upholstered Seat	VXO728007	.75	37 lb.	13 ft³

PRODUCT DIMENSIONS (shown in approximate inches)

OVERALL OUTSIDE			INSIDE ARM	INSIDE SEAT		SEAT HEIGHT	INSIDE BACK		INSIDE ARM
WIDTH	DEPTH	HEIGHT	WIDTH	WIDTH	DEPTH		WIDTH	HEIGHT	HEIGHT
24.5 - 25.5	24.75	35.25 - 40	18.25 - 20.25	19.5	25.5	17 - 22	18.5	18.5	5 - 8.25

- Swivel-tilt mechanism features single position lock, pneumatic height adjustment and easy-to-use side tension control
- NEBULA™ non-see-through mesh back allows air to circulate for a comfortable sit in all environments. Allows for dynamic movement and promotes good posture.
- Adjustable arm height (not on Fixed Loop model) with polyurethane arm pads
- The contoured polyurethane lumbar support pad can be easily adjusted up/down and in/out for ergonomic back support
- Five-prong heavy-duty black nylon base with standard 2" carpet casters.
- Over 96% recyclable
- Weight capacity: 300 lbs.

TO ORDER:

See "How to Build Your VXO Ergonomic Task Chair" on Pg. 3

How to Build Your VXO Ergonomic Task Chair Product Code



SELECT BASIC CHAIR OPTIONS		SELECT TEXTILE STYLE	SELECT OTHER OPTIONS		
PRODUCT NUMBER	FRAME/TRIM COLOR	SEAT TEXTILE	MECHANISM	SEAT CUSHION	CASTERS
VXO7280 VXO Mid Back Task Chair w/ Adjustable Arms Mesh Back/Upholstered Seat VXO7280L VXO Mid Back Task Chair w/ Fixed Loop Arms Mesh Back/Upholstered Seat VXO728007 VXO Mid Back Task Chair, Armless Mesh Back/Upholstered Seat	BL = Black Frame	• Grade 1	SM = Single Postion Lock	S = High Density, High Resiliency Foam	SD = 2" Carpet Casters
	CH = Black Frame with Polished Aluminum Base	<ul style="list-style-type: none"> • Grade 2 • Grade 3 • Grade 4 • Grade 5 • Grade 6 • Leather Grade L1 <p>Select Textile/Leather from Mayer-Paetz Grade Groups or Conneaut Leather Options from OFG online App</p>	MT = Multi Postion Tilt Lock	TC = Enersorb™ Foam	<ul style="list-style-type: none"> LG = 3" Carpet Casters TC = 2" Hard Surface Casters TC3 = 3" Hard Surface Casters

- Base Part Number
- Standard
- Options (Possible Upcharge)

TO ORDER:

Select the Product Number and add options from matrix above. For example, To order a **VXO Mid Back Task Chair w/ Adjustable Arms (VXO7300)**, **Black Frame (BL)** with **Black Mesh Back and Black Upholstered Seat (3501)**, **Single Postion Lock Mechanism (SM)**, **High Density, High Resiliency Foam (S)**, and **3" Carpet Casters (LG)**, specify:

Product Number

VXO7300

Seat Textile

BL

Frame/Trim

Seat Cushion

3501

Mechanism

SM

Seat Cushion

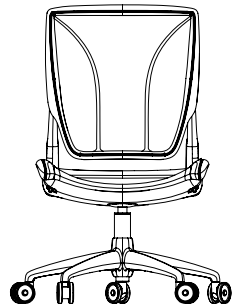
S

Casters

LG



WORLD • Ergonomic Task Seating



Front View with Standard Option

DESCRIPTION	PRODUCT NUMBER	COM YARDS	SHIP WEIGHT	SHIP VOLUME
World Task Chair	W11	N/A	25 lb.	22 ft³

PRODUCT DIMENSIONS (shown in approximate inches)

OVERALL OUTSIDE			OUTSIDE ARM HEIGHT	INSIDE SEAT		SEAT HEIGHT	INSIDE BACK		INSIDE ARM HEIGHT
WIDTH	DEPTH	HEIGHT		WIDTH	DEPTH		WIDTH	HEIGHT	
25	25	37-41.8	21.4-31.4	18.75	15.7-18.25	16.4-21.8	16	22.5	5-9.6

- *Self-adjusting recline*
- *Pivoting backrest*
- *Form-sensing mesh*
- *Non-stretch mesh seat*
- *Stand cylinder accommodates 95% of the population*
- *Body fit adjustable to 95% of the population*
- *3" stand hard casters*
- *Weight capacity: 300 lbs.*



Side View with Arm Option

TO ORDER:

See "How to Build Your World Task Chair Product Code" on Pg. 2

How to Build Your World Task Chair Product Code

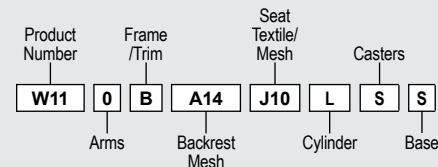


BASIC CHAIR OPTIONS			SELECT BACK/SEAT COLOR/STYLE		OTHER OPTIONS		
PRODUCT NUMBER	ARMS	FRAME/TRIM COLOR	BACKREST MESH STYLE/COLOR	SEAT TEXTILE/MESH	CYLINDER	CASTERS	BASE
W11 World Task Chair	0 = Armless	B = Black V = Gray W = White	<ul style="list-style-type: none"> MONOFILAMENT STRIPE <ul style="list-style-type: none"> M10 = Black M11 = Carbon M14 = Platinum M41 = Green M51 = Atlantic M81 = Amber SILVER CHECK <ul style="list-style-type: none"> C12 = Alloy C32 = Topaz Dash <ul style="list-style-type: none"> A14 = Platinum A19 = Zinc PINSTRIPLE <ul style="list-style-type: none"> N01 = White N02 = Silver N03 = Graphite N10 = Black N34 = Cadmium N43 = Citron N58 = Cyan N74 = Crimson CATENA <ul style="list-style-type: none"> J10 = Black J1A = Poppy Seed J1B = Caraway J35 = Bayberry J50 = Cornflower 	<ul style="list-style-type: none"> PINSTRIPLE (Mesh) <ul style="list-style-type: none"> N01 = White N02 = Silver N03 = Graphite N10 = Black N34 = Cadmium N43 = Citron N58 = Cyan N74 = Crimson Dash (Mesh) <ul style="list-style-type: none"> A14 = Platinum A19 = Zinc CATENA (Mesh) <ul style="list-style-type: none"> J10 = Black J1A = Poppy Seed J1B = Caraway J35 = Bayberry J50 = Cornflower <p>OR Select Textile/Color from Grade Groups on Pg. 3</p> <ul style="list-style-type: none"> Grade 1 Grade 2 Grade 3 	SD = 5" L = Low 3.75" T = Tall 8" w/ 20" Foot Ring	H = Hard Casters S = Soft Casters G = Glides	S = Plastic Matching Base A = Polished Aluminum Base
	1 = Adjustable Duron Arms 2 = Adjustable Duron Arms w/ Textile 6 = Fixed Duron Arms 7 = Fixed Duron Arms w/ Textile						

- Base Part Number
- Standard
- Options (Possible Up-charge)

TO ORDER:

Select the Product Number and add options from matrix above. For example, to order a **World Task Chair (W11)**, **Armless (0)**, with **Black Frame (B)**, and **Backrest Mesh Style in Dash/Platinum (A14)**, **Seat Mesh/Textile Style in Catena/Black (J10)**, with **Low 3.75" Cylinder (L)**, **Soft Casters (S)**, **Black Base (S)**, and **Matching Base Caps (S)**, specify:

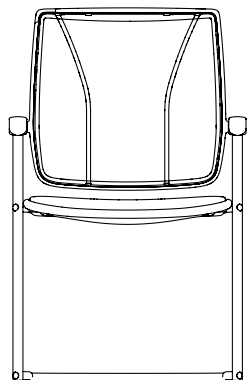


World Task Chair • Optional Seat Textile Choices

WORLD

GRADE #1		GRADE #2	GRADE #3
CORDE	FOURTIS	LOTUS	GINKGO
CF10 = Black	FT10 = Black	K101 = Black	F101 = Black
CF12 = Graphite	FT12 = Granite	K128 = White	F197 = Charcoal
CF21 = Dark Brown	FT16 = Ash	K158 = Shale	F281 = Walnut
CF22 = Driftwood	FT44 = Alaria	K182 = Hematite	F315 = Wheat
CF43 = Balsam	FT49 = Clover	K281 = Walnut	F463 = Green
CF45 = Peacock	FT56 = Nimbus	K2C4 = Umber	F507 = Navy
CF52 = Thalo	FT57 = Navy	K302 = Ochre	F556 = Storm
CF56 = Medium Gray	FT63 = Boysenberry	K459 = Verdant	F568 = Horizon
CF57 = Navy	FT68 = Hyacinth	K507 = Navy	F816 = Harvest Orange
CF58 = Azure	FT78 = Winterberry	K603 = Plum	
CF62 = Deep Violet		K608 = Crocus	
CF78 = Parma Red		K623 = Lilac	
CF86 = Pumpkin		K624 = Eggplant	
		K756 = Ribbon Pink	
		K757 = Earth Red	
		K758 = Lucky Red	

WORLD • Stackable Occasional Seating



DESCRIPTION	PRODUCT NUMBER	COM YARDS	SHIP WEIGHT	SHIP VOLUME
World Stackable Occasional Chair	W03	1	21.5 lb.	19 ft ³

PRODUCT DIMENSIONS (shown in approximate inches)

OVERALL OUTSIDE			OUTSIDE ARM HEIGHT	INSIDE SEAT		SEAT HEIGHT	INSIDE BACK		INSIDE ARM HEIGHT
WIDTH	DEPTH	HEIGHT		WIDTH	DEPTH		WIDTH	HEIGHT	
23.25	21.25	36.63	26	20.5	19.25	16.75	19.85	17.9	9.25

- *Configure to match World task chair for a consistent and restrained look*
- *Form-Sensing Mesh Technology provides automatic lumbar support for every user*
- *Capable of stacking up to five chairs high*
- *Urethane arms are designed to resist damage*
- *Weight capacity: 300 lbs.*

TO ORDER:

See "How to Build Your World Stackable Occasional Seating Product Code" on Pg. 2.

How to Build Your World Stackable Occasional Seating Product Code



SELECT BASIC CHAIR OPTIONS		SELECT BACK/SEAT COLOR/TEXTILE		
PRODUCT NUMBER	FRAME/TRIM COLOR	BACKREST MESH STYLE/COLOR		SEAT TEXTILE
W03 World Stackable Occasional Chair	BS = Black Powder Coat w/ Black Trim	<ul style="list-style-type: none"> • MONOFILAMENT STRIPE <ul style="list-style-type: none"> M10 = Black M11 = Carbon M14 = Platinum M41 = Green M51 = Atlantic M81 = Amber • SILVER CHECK <ul style="list-style-type: none"> C12 = Alloy C32 = Topaz • DASH <ul style="list-style-type: none"> A14 = Platinum A19 = Zinc 	<ul style="list-style-type: none"> • PINSTRIPE <ul style="list-style-type: none"> N01 = White N02 = Silver N03 = Graphite N10 = Black N34 = Cadmium N43 = Citron N58 = Cyan N74 = Crimson • CATENA <ul style="list-style-type: none"> J10 = Black J1A = Poppy Seed J1B = Caraway J35 = Bayberry J50 = Cornflower 	<ul style="list-style-type: none"> • Grade 1
	<ul style="list-style-type: none"> VS = Silver Powder Coat w/ Grey Trim CSB = Chrome w/ Black Trim CSG = Chrome w/ Grey Trim 			<ul style="list-style-type: none"> • Grade 2 <p>Note: Select Textile/Color from Grade Groups on Pg. 3</p>

- Base Part Number
- Standard
- Options (Possible Up-charge)

TO ORDER:

Select the Product Number and add options from matrix above. For example, to order a **World Stackable Occasional Chair (W03)**, w/ **Black Powder Coat Frame Color with Black Trim (BS)**, **Monofilament Stripe Platinum Backrest Mesh (M14)**, with **Lotus/Lucky Red Textile (K758)**, specify:

Product Number

W03

Backrest Mesh

M14

Frame /Trim

BS

Seat Textile

K758

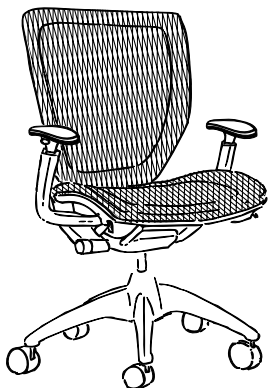


World Stackable Occasional Chair • Optional Seat Textile Choices

WORLD

GRADE #1		GRADE #2
CORDE	LOTUS	GINKGO
CF10 = Black	K101 = Black	F101 = Black
CF12 = Graphite	K128 = White	F197 = Charcoal
CF21 = Dark Brown	K158 = Shale	F281 = Walnut
CF22 = Driftwood	K182 = Hematite	F315 = Wheat
CF43 = Balsam	K281 = Walnut	F463 = Green
CF45 = Peacock	K2C4 = Umber	F507 = Navy
CF52 = Thalo	K302 = Ochre	F556 = Storm
CF56 = Medium Gray	K459 = Verdant	F568 = Horizon
CF57 = Navy	K507 = Navy	F816 = Harvest Orange
CF58 = Azure	K603 = Plum	
CF62 = Deep Violet	K608 = Crocus	
CF78 = Parma Red	K623 = Lilac	
CF86 = Pumpkin	K624 = Eggplant	
	K756 = Ribbon Pink	
FOURTIS	K757 = Earth Red	
FT10 = Black	K758 = Lucky Red	
FT12 = Granite		
FT16 = Ash		
FT44 = Alaria		
FT49 = Clover		
FT56 = Nimbus		
FT57 = Navy		
FT63 = Boysenberry		
FT68 = Hyacinth		
FT78 = Winterberry		

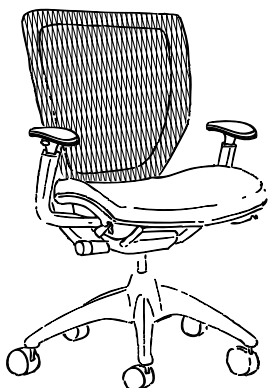
WXO • Ergonomic Task Seating



DESCRIPTION	PRODUCT NUMBER	COM YARDS	SHIP WEIGHT	SHIP VOLUME
WXO Task Chair Black Frame w/ Black Mesh Seat & Back	WXO5800MBL	N/A	40 lb.	16 ft³

PRODUCT DIMENSIONS (shown in approximate inches)

OVERALL OUTSIDE			INSIDE ARM	INSIDE SEAT		SEAT HEIGHT	INSIDE BACK		INSIDE ARM
WIDTH	DEPTH	HEIGHT	WIDTH	WIDTH	DEPTH		WIDTH	HEIGHT	HEIGHT
26 - 28	25	36.5 - 40	10 - 13.5	20	19.5	16 - 20.5	20	19.5	6 - 9.5



DESCRIPTION	PRODUCT NUMBER	COM YARDS	SHIP WEIGHT	SHIP VOLUME
WXO Task Chair Black Frame w/ Upholstered Seat & Black Mesh Back	WXO5800BL	.5	44 lb.	16 ft³

PRODUCT DIMENSIONS (shown in approximate inches)

OVERALL OUTSIDE			INSIDE ARM	INSIDE SEAT		SEAT HEIGHT	INSIDE BACK		INSIDE ARM
WIDTH	DEPTH	HEIGHT	WIDTH	WIDTH	DEPTH		WIDTH	HEIGHT	HEIGHT
26 - 28	25	36.5 - 40	10 - 13.5	20	19.5	16 - 20.5	20	19.5	6 - 9.5

- *Seat foam conforms to body and disperses weight ergonomically*
- *Waterfall edge reduces fatigue and promotes healthy posture*
- *Synchronous balance recline mechanism*
- *Single position tilt-lock adjustment and pneumatic height adjustment*
- *Height adjustable arms w/ pivoting arm pads*
- *Black nylon base with 2" Dual wheel carpet casters*
- *Meets or exceeds ANSI/BIFMA performance standards*
- *Foot ring diameter: 18"*
- *Weight capacity: 275 lbs.*

TO ORDER:

See "How to Build Your WXO Ergonomic Task Seating Product Code" on Pg. 3.

WXO • Ergonomic Task Seating



DESCRIPTION	PRODUCT NUMBER	COM YARDS	SHIP WEIGHT	SHIP VOLUME
WXO Task Drafting Stool Black Frame w/ Black Mesh Seat & Back	WXO5800DSMBL	N/A	50 lb.	16 ft³

PRODUCT DIMENSIONS (shown in approximate inches)

OVERALL OUTSIDE			INSIDE ARM	INSIDE SEAT		SEAT HEIGHT	INSIDE BACK		INSIDE ARM
WIDTH	DEPTH	HEIGHT	WIDTH	WIDTH	DEPTH		WIDTH	HEIGHT	HEIGHT
26 - 28	25	41 - 49	10 - 13.5	20	19.5	22 - 30	20	19.5	6 - 9.5



DESCRIPTION	PRODUCT NUMBER	COM YARDS	SHIP WEIGHT	SHIP VOLUME
WXO Task Drafting Stool White Frame w/ White Mesh Seat & Back	WXO5800DSMWH	N/A	50 lb.	16 ft³

PRODUCT DIMENSIONS (shown in approximate inches)

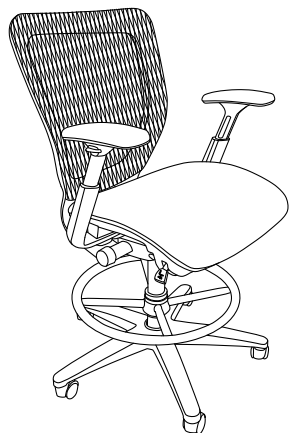
OVERALL OUTSIDE			INSIDE ARM	INSIDE SEAT		SEAT HEIGHT	INSIDE BACK		INSIDE ARM
WIDTH	DEPTH	HEIGHT	WIDTH	WIDTH	DEPTH		WIDTH	HEIGHT	HEIGHT
26 - 28	25	41 - 49	10 - 13.5	20	19.5	22 - 30	20	19.5	6 - 9.5

- *Seat foam conforms to body and disperses weight ergonomically*
- *Waterfall edge reduces fatigue and promotes healthy posture*
- *Synchronous balance recline mechanism*
- *Single position tilt-lock adjustment and pneumatic height adjustment*
- *Height adjustable arms w/ pivoting arm pads*
- *Black nylon base with 2" Dual wheel carpet casters*
- *Meets or exceeds ANSI/BIFMA performance standards*
- *Foot ring diameter: 18"*
- *Weight capacity: 275 lbs.*

TO ORDER:

See "How to Build Your WXO Ergonomic Task Seating Product Code" on Pg. 3.

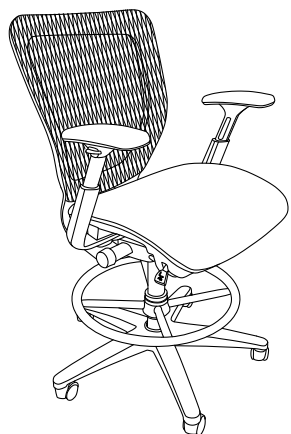
WXO • Ergonomic Task Seating



DESCRIPTION	PRODUCT NUMBER	COM YARDS	SHIP WEIGHT	SHIP VOLUME
WXO Task Drafting Stool Black Frame w/ Upholstered Seat & Black Mesh Back	WXO5800DSBL	.5	50 lb.	16 ft³

PRODUCT DIMENSIONS (shown in approximate inches)

OVERALL OUTSIDE			INSIDE ARM	INSIDE SEAT		SEAT HEIGHT	INSIDE BACK		INSIDE ARM
WIDTH	DEPTH	HEIGHT	WIDTH	WIDTH	DEPTH		WIDTH	HEIGHT	HEIGHT
26 - 28	25	41 - 49	10 - 13.5	20	19.5	22 - 30	20	19.5	6 - 9.5



DESCRIPTION	PRODUCT NUMBER	COM YARDS	SHIP WEIGHT	SHIP VOLUME
WXO Task Drafting Stool White Frame w/ Upholstered Seat & White Mesh Back	WXO5800DSWH	.5	50 lb.	16 ft³

PRODUCT DIMENSIONS (shown in approximate inches)

OVERALL OUTSIDE			INSIDE ARM	INSIDE SEAT		SEAT HEIGHT	INSIDE BACK		INSIDE ARM
WIDTH	DEPTH	HEIGHT	WIDTH	WIDTH	DEPTH		WIDTH	HEIGHT	HEIGHT
26 - 28	25	41 - 49	10 - 13.5	20	19.5	22 - 30	20	19.5	6 - 9.5

- *Seat foam conforms to body and disperses weight ergonomically*
- *Waterfall edge reduces fatigue and promotes healthy posture*
- *Synchronous balance recline mechanism*
- *Single position tilt-lock adjustment and pneumatic height adjustment*
- *Height adjustable arms w/ pivoting arm pads*
- *Black nylon base with 2" Dual wheel carpet casters*
- *Meets or exceeds ANSI/BIFMA performance standards*
- *Foot ring diameter: 18"*
- *Weight capacity: 275 lbs.*

TO ORDER:

See "How to Build Your WXO Ergonomic Task Seating Product Code" on Pg. 3.

How to Build Your WXO Ergonomic Task Seating Product Code



SELECT BASIC OPTIONS		SEAT TEXTILE STYLE/COLOR
PRODUCT NUMBER	CASTERS	SEAT TEXTILE
WXO5800MBL WXO Task Chair w/ Black Frame, Mesh Seat & Back	SD = 2" Carpet Casters	<ul style="list-style-type: none"> • Grade 1
WXO5800BL WXO Task Chair w/ Black Frame, Upholstered Seat, & Black Mesh Back	TC = 2" Hard Casters	<ul style="list-style-type: none"> • Grade 2 • Grade 3 • Grade 4 • Grade 5 • Grade 6 • Leather Grade L1 <p>Select Textile/Leather from Mayer-Paetz Grade Groups or Conneaut Leather Options from OFG online App</p> <p>NOTE: Seat Textile selection not available on models with mesh seats (MBL, DSMBL, DSMWH)</p>
WXO5800DSMBL WXO Task Drafting Stool w/ Black Frame, Mesh Seat & Back		
WXO5800DSMWH WXO Task Drafting Stool w/ White Frame, Mesh Seat & Back		
WXO5800DSBL WXO Task Drafting Stool w/ Black Frame, Upholstered Seat & Black Mesh Back		
WXO5800DSWH WXO Task Drafting Stool w/ White Frame, Upholstered Seat & White Mesh Back		

- Base Part Number
- Standard
- Options (Possible Upcharge)

TO ORDER:

Select the Part Number and add options from matrix above. For example, to order a **WXO Task Chair w/ Black Frame, Black Upholstered Seat & Mesh Back (WXO5800BL), 2" Hard Casters (TC), and Mystic Black Upholstered Seat Textile** specify:

Product Number

WXO5800BL

Casters

TC

Seat Textile

0301



UNICOR guarantees all furniture products to be free from defect in materials and workmanship. This guarantee applies to the original purchaser of the item and is in effect upon receipt of the item. UNICOR reserves the right to determine whether a UNICOR furniture product is defective in material or workmanship, and whether the below-listed exceptions to the warranty apply. Should UNICOR determine that a UNICOR furniture product is defective in material or workmanship, and no exceptions to the warranty apply, UNICOR will then, at its option, apply one of the following remedies:

1. Issue replacement parts only.
2. Determine that replacement parts and more significant labor may be required, and repair the item.
3. Replace the item.

While we stand behind our commitment to provide the highest quality standards, there is a life expectancy of products based upon normal use, defined as being 40 hours per week by individuals weighing 275 lbs. or less (unless otherwise indicated) and not subjected to abuse, misuse or damage resulting from chemical or environmental exposure. Warranty periods are measured from date of delivery and or installation.

Warranty Exceptions:

A. Missing products

Delivery shortages and incorrect shipments must be reported within 15 days of the shipping date.

B. Abuse or Misuse of products

While we stand behind our commitment to provide the highest quality standards, products have a life expectancy based on normal use. The Product Warranty does not apply to products subject to abuse, misuse, neglect, alteration, improper or unreasonable use or maintenance, negligence, accident, or exposure to inclement weather conditions.

C. Obsolete products with remaining warranty

For furniture **items that are no longer in production** or their parts are no longer commercially available to support repair or replacement of in warranty items, customers will be offered either a replacement item or a discount toward the purchase of a comparable item.

Products have the following warranty, unless otherwise specified in the purchasing agreement:

Casegoods • High wear components such as casters, glides, plastic components and locking mechanisms are warranted for 10 years after the date of shipment to original owner.

Seating • High wear components such as casters, self-skinned urethane parts, plastic shells and gas cylinders are warranted for 10 years after date of shipment to original owner.

Seating control mechanisms are warranted for 10 years after shipment to the original owner.

Fabric and leather are warranted for 5 years under normal use and maintenance after shipment to original owner.

Systems • High wear components such as slides and locking mechanisms are warranted for 10 years after date of shipment to original owner.

Electrical components are warranted for 10 years from the date of manufacture with exception of lamps and ballasts which are not warranted.

Panel fabrics are warranted for 5 years under normal use and maintenance to fading after date of shipment to original owner.

Steel structure components are warranted against defects for 5 years under normal use after date of shipment to original owner. Warranty does not apply to finishes.

Ergonomics Accessories • High wear components such as gas cylinders are warranted for 10 years after date of shipment to original owner.

Any non-standard material (COM/COL materials) selected by the customer is not warranted. Neither does this warranty apply to damage resulting from accident, alteration or misuse, as well as scratches, fading and improper maintenance. OFG assumes no responsibility for product damage resulting from improper installation, user modification or damage resulting from chemical or environmental exposure.

Wood owes its inherent beauty to variations in color, grain and texture, and therefore these variations are not considered defects. OFG does not guarantee the exact matching of grain, pattern and color to all other office products.

We have taken great care to accurately photographically reproduce finishes for our samples. However there may be variations between the

photographic and actual finishes or fabrics. To ensure the fabric selection meets your expectations, please ask your OFG sales representative to provide a sample swatch prior to making your decision.

Laminate Surfaces and Wood Finishes

1 year warranty on **wood finishes, laminate self edges, veneer tops or molded edge tops**. Laminate and wood finishes are not warranted against the following:

- Damage resulting from unusual environmental conditions (extreme climate, acids and moisture)
- Damage resulting from prolonged exposure to UV light
- Damage resulting from abrasive cleaners
- Damage resulting from improper storage

Labor and Servicing cost are covered for 1 year from the shipping date to the original owner.

UNICOR reserves the right to request that the damaged product be returned prior to granting a remedy.

UNICOR offers no other warranty, either expressed or implied, including any warranty of merchantability or fitness for a particular purpose. UNICOR shall not be liable or consequential or incidental damages arising from any product defect.

To initiate a warranty claim, you may call or email Customer Service Center at:

Email: unicorcustomerservice@usdoj.gov

Phone: 1-800-827-3168



Office Furniture Group • Terms and Conditions

The Customer Service Center

Contact the UNICOR/OFG Customer Service Center for any questions or assistance regarding the information in this price list. Our business hours are 7:30 AM to 5:45 PM (EST), Monday through Friday (excluding federal holidays). Our phone number is (800) 827-3168.

Order Acknowledgment

UNICOR/OFG acknowledges every order. Orders are accepted, filled, and invoiced based on the information in this written order–confirmation. UNICOR/OFG contracts with a third party for services and installation in support of its product(s) on the customer’s behalf. Services and installation represent a separate portion of the customer’s agreement. Billing will be invoiced upon shipping of product. All other services rendered are subject to payment at completion of each phase, when signed off by the customer. Payment for services and installation is due and payable upon completion of the support services. Should you note any discrepancy, please advise immediately. Your order acknowledgment indicates a due date when your products will arrive. In the event your products are manufactured earlier than scheduled, we will ship them upon completion, providing that your purchase order states “Early Shipments Authorized.”

Order Modifications

Modification to your purchase order will be accepted up to 6 weeks prior to the due date indicated on your order acknowledgment. However, if the revision results in a change in product availability, a new due date may be set by UNICOR/OFG. Such due date adjustment may be for your full purchase order, whether or not the specifications of all line–items on it are modified. All purchase order modifications are acknowledged in writing, including the annotation of any adjusted due date(s). Changes requested after we obtain materials for your order may be subject to an upcharge. Confirmation of your order modification will note any such additional charge(s).

Standard Lead Time

Typical lead time for seating product delivery is 45 days after receipt of your order. However, volume orders having optional finishes or fabrics may take longer, and therefore have an extended due date on your order acknowledgment.

Product Delivery and Pricing

We take both FOB Origin and FOB Destination orders. All products are shipped via ground transportation.

On FOB Origin orders, title/product–responsibility passes to the customer at the time of shipment. You may arrange your own transportation on FOB Origin orders, coordinating with FPI accordingly. Otherwise, your order will be shipped by common carrier at your expense.

On FOB Destination orders, title/product–responsibility passes to the customer upon delivery to the dock of the designated point–of–delivery.

Freight charges are included in the product prices listed in the FOB Destination column of this price list.

Contact your local UNICOR/OFG Sales Representative for destination prices where none are given. Such destination pricing for delivery outside the continental U.S. must be negotiated based on the freight rates at the time of shipment.

Destination price is the cost of product direct to your loading dock. (NOTE: Freight charges for shipments to Alaska, Hawaii, and overseas destinations are estimated at time of order placement. We will contact you once we obtain a freight quote from our carrier to obtain approval of charges before shipping.)

Installed Price includes installation plus removal of all packing material and trash. (NOTE: If total value at installation prices is under \$1,500, an additional charge may be added to cover the cost of installation.)

Services, such as space–planning/design, storage, insidedelivery and installation is not addressed as part of this price list. Contact your local UNICOR/OFG Sales Representative for such service–fee quotations. To locate your local UNICOR/OFG Sales Representative, go online to unicor.gov/OFGSalesReps.aspx

Product Pricing Discount

Contact your local UNICOR/OFG Sales Representative for any special agency pricing or volume discounts. To locate your local UNICOR/OFG Sales Representative, go online to unicor.gov/OFGSalesReps.aspx

Special Packaging

Standard packaging varies per individual product. UNICOR/OFG will accommodate your special packaging requests, however, an upcharge may apply. Contact the Customer Service Center for more information.

Shipment Claims

UNICOR/OFG products are packed to comply with carrier requirements. All shipments should be inspected by the consignee before acceptance.

The delivering carrier should be requested to record any damage or shortage of items shipped. If any shortages are discovered, please also notify UNICOR/OFG Customer Service Center immediately.

Shipping damage and shortage claims must be filed with the carrier within 7 days of delivery. This applies to both FOB Destination and FOB Origin shipments. Carrier liability ends after 15 days for shipping damages or shortages.

Concealed Damage Claims

Claims for concealed damages must be filed with the carrier within 7 days after the delivery of goods. This applies to both FOB Destination and FOB Origin shipments. Carrier liability ends after 15 days for concealed damages.

Neither UNICOR nor the carrier will be responsible for concealed damages if shipments are left unopened and/or claims are not filed within 15 days.

Product Storage

If necessary, UNICOR/OFG will store products at the factory at no expense to you for a period not to exceed 30 days, if available. Such storage is predicated on the availability of our warehouse space at the time of need.

If UNICOR/OFG storage space is not available, or if you require storage in excess of 30 days, we will assist you in finding commercial storage alternatives at current market rates, at your expense.



Office Furniture Group • Terms and Conditions • Continued

Customer-Delayed Deliveries

Please notify in writing the Customer Service Center at least 2 weeks prior to the confirmed due date when you cannot receive delivery of goods by that scheduled due date. We will delay the delivery at your request. However, after 30 days of such delay, you will be invoiced for the subject products whether or not delivery is extended beyond this first 30 days. UNICOR/OFG may allow up to 2 weeks for shipping. Therefore, if you do not request delayed delivery at least 2 weeks prior to the confirmed due date for arrival of your shipment, you may incur additional handling costs. UNICOR/OFG will bill you for such handling costs if you refuse receipt of the goods, or request delayed shipment in less than 2 weeks prior to the due date on your order acknowledgment.

Product Returns

All product returns must be coordinated in advance with the Customer Service Center. Additionally, all freight or express service charges must be prepaid on return shipments. Product returns may be subject to being invoiced for additional handling/restocking fees. UNICOR/OFG will determine and notify you of such charges upon receipt and inspection of the returned goods.

Order Status

Call the Customer Service Center (1-800-827-3168) to obtain status of your order during order processing or the production and shipment/delivery of goods. We will give you the status based on your purchase order number and/or the UNICOR/OFG work order number on your order acknowledgment. You may also access your order status by clicking on the customer service icon on our website at www.unicor.gov

Invoice Payment

Payments from government agencies should be addressed to:

UNICOR – FPI
P.O. Box 371736
Pittsburgh PA 15252-7736

Payments from third-party or private sector companies should be addressed to:

UNICOR – LEX
Accounts Receivable
P.O. Box 11670
Lexington KY 40583-3640

All general billing or specific invoice questions should be directed to the

UNICOR Customer Service Center
1-800-827-3168



